

ANNUAL REPORT

PEMBROKESHIRE & DERWEN NHS
TRUST CHARITABLE FUND

2004 - 05

FOREWORD

The Annual Report for the year ended 31 March 2005 has been prepared by the Trustee of the Pembrokeshire and Derwen NHS Trust Charitable Fund in accordance with Part VI of the Charities Act 1993, and the Charities (Accounts and Reports) Regulations 1995 and the Charities (Accounts and Reports) Regulations 2000, both made under Part VI. The Charity has also adopted Accounting and Reporting by Charities: Statement of Recommended Practice (SORP)(Revised 2000).

LEGAL AND ADMINISTRATIVE INFORMATION

- a. The full name of the charity is:

Pembrokeshire and Derwen NHS Trust Charitable Fund

There are eight special purpose subsidiary charities:

Withybush General Hospital Trust Fund
South Pembrokeshire Hospital Trust Fund
Tenby Cottage Hospital Trust Fund
Pembrokeshire Community Health Services Trust Fund
The Renal Charity Fund
St. David's Hospital Patients Equipment
Y Delyn Day Hospital
Cardiology Equipment.

In addition, there is an official investment pool, which is registered as The Pembrokeshire and Derwen NHS Trust (Expendable Funds) Common Investment Fund.

- b. The registration number of the charity is 1049198. The charity is not registered as a company.
- c. The principal address of the charity is:

Pembrokeshire and Derwen NHS Trust
Withybush General Hospital
Fishguard Road
Haverfordwest
Pembrokeshire
Wales
SA61 2PZ

- d. The governing document of the charity is a declaration of trust in a format approved by the Charity Commissioners for England and Wales.

The objects of the charity are:

The trustees shall hold the trust fund upon trust to apply the income, and at their discretion so far as permissible, the capital, for any charitable purpose or purposes relating to the National Health Service.

- e. The Trustee of the Charity during the period covered by the annual report for the year ended 31 March 2005 is the corporate body of Pembrokeshire and Derwen NHS Trust. The role of trustee, however, is essentially performed by the Trustee Committee, which is a sub-committee of the Trust Board of Pembrokeshire and Derwen NHS Trust. Membership of the Trustee Committee for the year ended 31 March 2005 was as follows:

Chairman:

Mrs Lynette George

Non-Executive Directors:

Professor John Stoddart

Mr John Thomas-Ferrand

Mrs Helen Thomas

Mr Keith James

Dr Robert Evans

Executive Directors:

Mr Frank O'Sullivan

Mr Keith Jones

Mrs Mary Hodgeon

Dr Charles Merrill (from 1 January 2005)

Associate Director:

Miss Dena Marshall

Mr Ian McKechnie

The chairman and non-executive directors are appointed by the Minister for Health and Social Services of the Welsh Assembly Government. The normal term of office is between three and no more than five years and members may serve no more than two terms. The executive and associate directors are officers of the Trust and are appointed according to Trust policy and procedure, their appointment being approved by the Trust Board.

- f. The assets of the Charity are detailed in the Annual Accounts that follow. No assets are held on behalf of the Charity by another charity or by a trustee of the charity.
- g. During the 2004–05 financial year the Charity has retained the services of **Barclays Bank, 32 High Street, Haverfordwest, Pembrokeshire, SA62 3YA.**

Collins Stewart Limited, 8th Floor, 88 Wood Street, London, EC2V 7QR are retained as Investment Advisers for investments held on behalf of the former Pembrokeshire and Derwen NHS Trust Charitable Fund. These investments are managed in accordance with the Trustee Act 2000.

The Charity's auditors during the year were the **Wales Audit Office, Deri House, 2–4 Park Grove, Cardiff, CF10 3PA.**

ACTIVITIES AND ACHIEVEMENTS

a. Objects and Purposes

Pembrokeshire and Derwen NHS Trust Charitable Fund (the Charity) is a grant making charity, the purpose of which is the relief of those who are ill or disabled and the advancement of education through training. The Charity may also satisfy other charitable purposes from time to time. The role of trustee of the Charity is performed by the Trust Board of Pembrokeshire and Derwen NHS Trust (the Trust) and the majority of grant payments made by the Charity are made to the Trust as contributions to the NHS. Other grant payments are made for patient and staff welfare and amenities and it should be noted that the Charity has a formal Staff Welfare and Amenity Funds Policy covering the use of such funds. The Charity has met its objective by applying its funds and income to make such grant payments as outlined above, and will continue to do so in the same way in the future. Further detail is given in section f. Expenditure.

b. Policy

The Charity has a reserves policy. The current level of reserves is low and is to be maintained at this low level. In order to maintain the reserves at its existing level it is important that expenditure plans are developed for all funds. Reserves are needed where there may be insufficient balances in individual restricted and designated funds to meet the objectives of those funds. There is also a need for reserves where there may be a requirement to incur expenditure which is exclusively charitable, and cannot be funded from revenue, for which there is not a relevant fund.

The Trust retains the services of an investment advisor to manage its investment portfolios. Policy is set by the Trustee in its instruction to this advisor. The advisor has been instructed to manage the portfolios on a moderate risk basis. The investment objective continues to be income and capital growth for the portfolio relating to the Common Investment Fund, and income for the portfolio relating to the Cardiology Equipment Fund.

Grant making policy is dictated by the objects and purposes of the Charity and the relationship of the Charity to the Trust. Grant payments are made, therefore, for exclusively charitable purposes in support of the Trust.

c. Exposure to Risk

The Chief Executive of the Trust together with the other directors are responsible for ensuring that an effective system of financial control is maintained. The Chief Executive and other directors are also responsible for reviewing the effectiveness of this system and has confirmed that the minimum control standards laid down by the Welsh Assembly Government has been in existence throughout the financial year. The minimum control standards apply equally to the management of the Charity by officers of the Trust as to the exchequer funds of the Trust. In this way the major risks to which the charity is exposed have been reviewed and systems have been established to mitigate those risks.

d. Registration

There has been no new registrations or dissolutions of funds during the year.

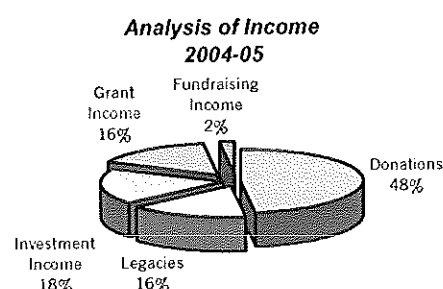
e. Income

The Trustees are extremely grateful to those members of the public and staff who have made contributions to the charitable funds during the last financial year.

i Donations

In 2004-05, out of total income of £605,968, £290,510 was received in the form of donations. This is at a similar level to 2003-04 when £261,674 was received in the form of donations.

The majority of donations are received to funds hosted within the Acute Services Division of the Trust whilst smaller proportions were received by Community and Mental Health & Learning Disability funds.



During the year £19,450 was donated by the Pembrokeshire Dawn Walkers for the benefit of the Breast Clinic for the purchase of an ultrasound system; £10,000 was donated in memory of Mr John Back to Ward 10; Orthopaedics received a £9,000 donation from the Croesgoch Vintage Tractor Run for the purchase of equipment. A number of other Withybush General Hospital ward-based funds have also received substantial donations, this includes Ward 9, Cancer Day Unit, and the Special Care Baby Unit.

ii Legacies

During the year the Charity was also the grateful beneficiaries of a number of legacies totalling £96,356, the substantial legacies being:

- £55,903 bequeathed by Mrs MV Davies for the benefit of Withybush General Hospital.
- £40,140 bequeathed by Mr D Thompson, £20,140 for the benefit of Withybush General Hospital, and £10,000 to benefit each of Ward 4 and Ward 10 Withybush General Hospital.

iii Investment Income

The Charity received income of £111,893, in the form of dividends and interest from investments and cash balances held by the Charity.

f. Expenditure

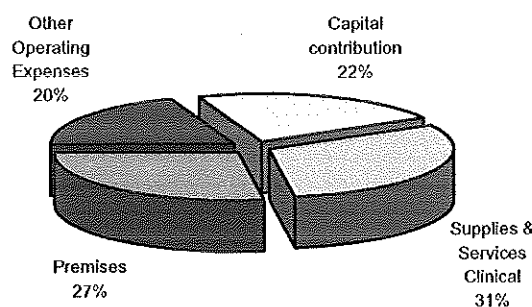
Introduction

The Charity is primarily a grant making body, providing grants to the Pembrokeshire and Derwen NHS Trust as a contribution to the cost of healthcare provision. Direct charitable expenditure during 2004-05 totalled £506,646 (2003-04, £375,550). In 2004-05 NHS contributions formed 89% (2003-04, 90%) of the Charity's total expenditure of £546,416 (2003-04, £404,905) and many areas of service provision have benefited from the application of these funds.

Equipment

The purchase of equipment is a major area of contribution by Charitable Funds to the Trust.

**Grants Payable Contributions to NHS
2004-05**



There were three major purchases of medical equipment in the last year. Cardiology benefited from an ultrasound system, purchased from income generated by the Cardiology Equipment Fund. A laser with slit lamp for the Outpatients Department and pressure relieving equipment to benefit patients in Withybush General Hospital were purchased from general funds donated and bequeathed to the hospital.

Other purchases of medical equipment included oximeters for Ward 1, Ward 3 and Ward 9 at Withybush General Hospital. There were purchases of defibrillators for cardiology, respiratory equipment for the Special Care Baby Unit and infusion pumps for Ward 10. Canolfan Bro Cerwyn purchased gym equipment for the use of patients and staff and the cardiac rehabilitation service benefit from a treadmill and exercise cycle.

As in previous years, the Charitable Funds made further contribution to the purchase of beds throughout the Trust. Beds were purchased for South Pembrokeshire Hospital and Morlais Ward, West Wales General Hospital, and a cot was purchased for Withybush General Hospital Ward 9. Also Ward 1 received specialist mattresses purchased from a donation by the Croesgoch Vintage Tractor Run and Ward 10 had specialist chairs funded from Charitable Funds.

The majority of other equipment purchases were of furniture and fittings, and computers and associated devices.

Training

A significant contribution has been made towards staff training costs in 2004-05, £37,267 (2003-04, £31,327), from which many areas of the Trust have benefited.

Refurbishment and Alterations

A significant contribution was made by the WRVS towards the expansion of child care facilities at Withybush General Hospital.

Big Lottery Fund

A further grant of £59,210 has been received by the Big Lottery Fund (previously known as the New Opportunities Fund) for the palliative cancer care electronic database. During 2004-05 there was expenditure of £53,984 (2003-04, £52,766).

The Big Lottery Fund has awarded a new grant of £34,716 for the community based heart health and cardiac rehabilitation programme. Expenditure against this grant during 2004-05 was £31,933.

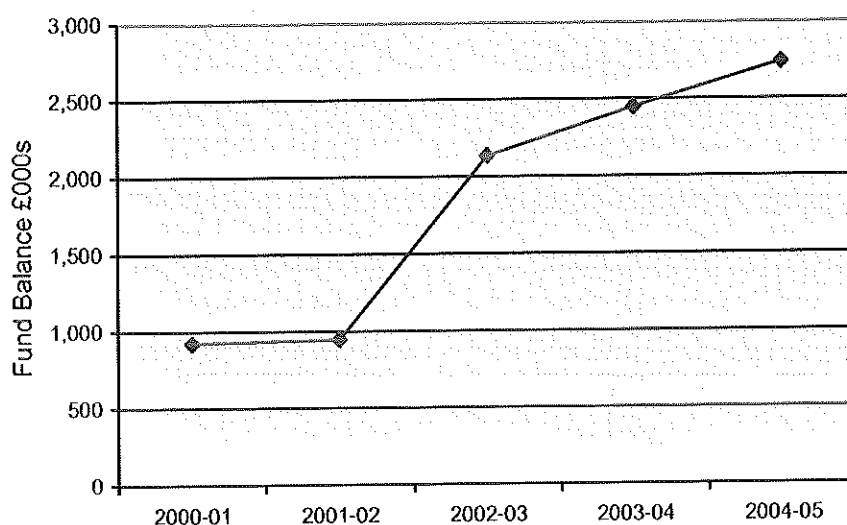
g. Investments

During 2004-05 there were unrealised gains of £95,179 (2003-04, £81,676) following the revaluation of investments to market value at the year end and a net realised gain of £88,019 (2003-04, £71,449) from the sale of investments. These combined with investment income of £82,587 (2003-04, £82,587) gave a yield of 11.5% for the 2004-05 financial year (2003-04, 10.6%).

The sale of land held at Porthgain, Pembrokeshire was completed during the year.

h. Overall Financial Position


Fund Balances 2000 - 2005




The value of the Charitable Funds has increased by £242,749 during the year. This is mainly due to investment gains of £119,064 on the endowment funds, and £64,134 on other funds during the year together with legacies received at the end of the year.

The annual accounts for the year ending 31 March 2005 for Pembrokeshire and Derwen NHS Trust Charitable Fund follow.

Signed on behalf of the Trustees

Chairman: 

Date: 6/1/06

Chief Executive: 
6/1/06

Date: 6/1/06

Approved by the Trustees on

Pembrokeshire and Derwen NHS Trust

The accounts for Funds Held on Trust.

FOREWORD

These accounts have been prepared by the Trustees under section 98(2) of the National Health Service Act 1977 (as amended) in the form in which the Secretary of State has, with approval of the Treasury, directed.

STATUTORY BACKGROUND

The NHS Trust is the corporate trustee of the funds held on trust under paragraph 16c of Schedule 2 of the NHS and Community Care Act 1990.

The Trustees have been appointed under s11 of the NHS and Community Care Act 1990.

The Pembrokeshire and Derwen NHS Trust charitable funds held on trust are registered with the Charity Commission and include funds in respect of Withybush General Hospital, St Davids Hospital, South Pembrokeshire Hospital, Tenby Cottage Hospital, Community services for Pembrokeshire and Mental Health services for Pembrokeshire, Ceredigion and Carmarthenshire.

MAIN PURPOSE OF THE FUNDS HELD ON TRUST

The main purpose of the charitable funds held on trust is to apply income for any charitable purposes relating to the National Health Service wholly or mainly for the services provided by the Pembrokeshire & Derwen NHS Trust .

STATEMENT OF FINANCIAL ACTIVITIES FOR THE YEAR ENDED 31 MARCH 2005

		Unrestricted funds	Restricted Income funds	Endowment funds	Total	2003-04
	Note	£000	£000	£000	£000	£000
Incoming resources						
Donations		17	273	0	290	261
Legacies		0	96	0	96	209
Grants receivable	2	0	95	0	95	54
Investment income		85	27	0	112	83
Income resources from activities:						
- to generate funds		0	12	0	12	7
- in furtherance of the charity's activities		0	0	0	0	0
Other incoming resources	2	0	0	0	0	0
Total incoming resources		102	503	0	605	614
Resources expended						
Cost of generating funds		0	0	0	0	0
Grants payable	3	82	424	0	506	376
Activities in furtherance of charitable objects	4	0	0	0	0	0
Support costs		0	0	0	0	0
Management and administration		17	23	0	40	29
Total resources expended	5	99	447	0	546	405
Net incoming/(outgoing) resources before transfers						
		3	56	0	59	209
Gross transfer between funds		0	0	0	0	0
Net incoming/(outgoing) resources		3	56	0	59	209
Gains/(losses) on revaluation of own fixed assets						
	8	0	0	0	0	0
Gains/(losses) on revaluation and disposal of investment assets						
		12	52	119	183	153
Net movement in funds		15	108	119	242	362
Fund balances brought forward at 31 March 2004						
		189	823	1,488	2,500	2,138
Transfer of funds between health bodies		0	0	0	0	0
Fund balances carried forward at 31 March 2005		204	931	1,607	2,742	2,500

BALANCE SHEET AS AT 31 MARCH 2005

			31 March 2004
	Note	£000	£000
Fixed assets			
Intangible assets		0	0
Tangible assets	7	0	0
Inalienable and historic assets		0	0
Investments	9	2,467	2,002
Total fixed assets		2,467	2,002
Current assets			
Stocks		0	0
Debtors	10	117	61
Short term investments and deposits	16.3	33	32
Cash at bank and in hand	16.3	235	483
Total current assets		385	576
Creditors:			
Amounts falling due within one year	11	110	78
Net current assets		275	498
Total assets less current liabilities		2,742	2,500
Creditors:			
Amounts falling due after more than one year	11	0	0
Provisions for liabilities and charges		0	0
Total net assets		2,742	2,500
Funds of the charity:			
Unrestricted	13	204	189
Restricted	12	931	823
Endowment	12	1,607	1,488
Total funds		2,742	2,500

Director of Finance

Date

Chairman

Date

CASH FLOW STATEMENT FOR THE YEAR ENDED 31 MARCH 2005

		2003-04	
	Note	£000	£000
Net cash inflow/(outflow) from operating activities	16.1	35	214
Capital expenditure			
Payments to acquire tangible fixed assets		0	0
Payments to acquire investment fixed assets		(2,718)	(1,966)
Receipts from the sale of tangible fixed assets		0	0
Receipts from the sale of investment fixed assets		2,436	1,864
Other capital expenditure		0	0
Other capital receipts		0	0
Net cash inflow/(outflow) from capital expenditure		(282)	(102)
Management of liquid resources			
Purchase of current asset investments and deposits		(1)	(2)
Sale of current asset investments and deposits		0	0
Net cash inflow/(outflow) from management of liquid resources		(1)	(2)
Financing			
Increase/(decrease) in debt due within one year		0	0
Increase/(decrease) in debt due after one year		0	0
Capital element of finance lease rental		0	0
Net cash inflow/(outflow) from financing		0	0
Increase/(decrease) in cash	16.3	(248)	110

NOTES TO THE ACCOUNTS

1. Accounting policies

1.1 Accounting convention

The accounts have been prepared in accordance with the Statement of Recommended Practice - Accounting and Reporting by Charities (SORP) - issued in October 2000 and with the Standard Accounting Practices and Policies for the NHS approved by the Assembly. Adherence to the SORP ensures full compliance with the requirement on the Charities Act 1993 that accounts of charitable funds be prepared in accordance with The Charities (Accounts and Reports) Regulation 1995 (SI 1995/2724).

1.2 Incoming resources

a) All incoming resources are included in full in the statement of financial activities as soon as the following three factors can be met:

- (i) entitlement – arises when a particular resource is receivable or the charity's right becomes legally enforceable;
- (ii) certainty – when there is reasonable certainty that the incoming resource will be received;
- (iii) measurement – when the monetary value of the incoming resources can be measured with sufficient reliability.

b) Gifts in kind

- (i) Assets given for distribution by the charity are included in the Statement of Financial Activities only when distributed. For any undistributed assets at the year end, a description of the items involved and an estimate of their value is shown in a note in the accounts;
- (ii) Assets given for use by the charity (e.g. property for its own occupation) are included in the Statement of Financial Activities as incoming resources when receivable;
- (iii) Gifts made in kind but on trust for conversion into cash and subsequent application by the charity are included in the accounting period in which the gift is sold.

In all cases the amount at which gifts in kind are brought into account is either a reasonable estimate of their value to the charity or the amount actually realised. The basis of the valuation is disclosed in the annual report.

c) Intangible income

Intangible income (e.g. the provision of free accommodation) is included in the accounts with an equivalent amount in outgoing resources, if there is a financial cost borne by another party. The value placed on such income is the financial cost of the third party providing the resources.

1.3 Grants payable

Grants payable are included in the Statement of Financial Activities as soon as a probable obligation has arisen as the result of a decision by the trustees, which includes a reliable estimate of cost.

1. Accounting policies (continued)

1.4 Fixed assets

a) Capitalisation

All assets falling into the following categories are capitalised:

- (i) Tangible fixed assets which are capable of being used for more than one year, and have a cost equal to or greater than £5,000;
- (ii) Groups of tangible fixed assets which are interdependent or would normally be provided or replaced as a group with a total value in excess of £5,000 and an individual value of £250 or more;
- (iii) Computer software licenses are capitalised as intangible fixed assets where they are capable of being used for more than one year and have a cost, individually or as a group, equal to or greater than £5,000.

Inalienable and historic assets are capitalised where reliable cost information/sufficiently reliable conventional valuation figures are available. In circumstances where this information is not available or significant costs are involved which may be onerous compared with the additional benefits derived by users of the accounts then these assets will be excluded from the balance sheet with a disclosure in the notes to the accounts (SORP paragraph 215)

b) Valuation

Intangible fixed assets held for operational use are valued at historical cost. Surplus intangible assets are valued at the net recoverable amount. Tangible fixed assets are valued at current cost as follows:

- (i) Land, buildings, installations and fittings are stated at open market value for their existing use. Valuations are carried out professionally at five yearly intervals. The last valuation was made on the 30 September 2002. Between valuations an appropriate index is applied to revalue the assets;
- (ii) Equipment is valued at the lower of estimated net replacement cost or recoverable amount;
- (iii) Assets in the course of construction are valued at current cost.

Professional valuations are carried out by the District Valuers of the Inland Revenue Government Department. The valuations are carried out in accordance with the Royal Institute of Chartered Surveyors (RICS) Appraisal and Valuation Manual insofar as these terms are consistent with the agreed requirements of the National Assembly for Wales and HM Treasury.

The valuations are carried out primarily on the basis of Depreciated Replacement Cost for specialised operational property and Existing Use Value for non-specialised operational property. The value of land for existing use purposes is assessed at Existing Use Value. For non-operational properties including surplus land, the valuations are carried out at Open Market Value.

c) Depreciation

- (i) Depreciation is charged on each main class of tangible asset as follows: land and assets in the course of construction are not depreciated. Buildings, installations and fittings are depreciated on their revalued amount over the assessed remaining life of the asset as advised by the professional valuers;

1. Accounting policies (continued)

- (ii) Equipment is depreciated on current cost over the estimated life of the asset using the following standard lives (guidance on standard lives has been issued under WHC (2000) 07 "FRS15 tangible fixed assets");

Fittings, other engineering plant & equipment	5-15 years
Furniture	10 years
Mainframe IT equipment	8 years
Vehicles	7 years
Soft furnishings	7 years
Office & IT equipment	5 years

- (iii) Impairments, where incurred in the year, are separately identified in note 7 and charged to the funds of the charity where caused by price fluctuations and to the Statement of Financial Activities for the year when the impairment was recognised.

d) Donated assets

Donated assets are capitalised at their valuation on full replacement cost basis on receipt and are revalued and depreciated as described above.

1.5 Investment fixed assets

Investment fixed assets are shown at market value.

- (i) Property assets are not depreciated but are shown at market valuation. Valuations are carried out by a professional valuer at five yearly intervals. The last such valuation was at 30 September 2002. Between valuations trustees' make a best estimate of market value. Valuation gains and losses are recorded in the Statement of Financial Activities with unrealised gains for prior years separately identified. The balance sheet reflects the revalued amounts;
- (ii) Quoted stocks and shares are included in the balance sheet at mid-market price, ex-div;
- (iii) Other investment fixed assets are included at trustees' best estimate market value.

Disclosure of additional information is required when assets are revalued

- (i) The name and qualification of the valuer(s) or the valuer's organisation and a description of its nature;
- (ii) The basis or bases of valuation (including whether notional directly attributable acquisition costs have been included or are expected to be included or expected selling costs have been deducted);
- (iii) The date and amounts of the valuations;
- (iv) Where historical cost records are available, the carrying amount that would have been included in the financial statements had the investment assets been carried at historical cost less depreciation;
- (v) Whether the person(s) carrying out the valuation is (are) internal or external to the entity;
- (vi) Where the trustees are not aware of any material change in value and therefore the valuation(s) have not been updated, a statement to that effect; and
- (vii) Where the valuation has not been updated, or is not a full valuation, the date of the last full valuation.

1.6 Intangible fixed assets

Intangible fixed assets are included at the trustees' best estimate of current value.

1.7 Structure of Funds

Where there is a legal restriction on the purposes to which a fund may be put, the fund is classified in the accounts as a restricted fund. Funds where the capital is held to generate income for charitable purposes and cannot itself be spent are accounted for as endowment funds. Other funds are classified as unrestricted funds. Funds which are not legally restricted but which the trustees' have chosen to earmark for set purposes are classified as designated funds.

1.8 Pensions contributions

The cost of employer pensions contributions to the NHS Superannuation and other schemes is charged to the Statement of Financial Activities.

1.9 Change in the basis of accounting

There has been no change in the basis of accounting during the year.

2. Details of grants receivable and other incoming resources

Analysis of incoming resources recorded on the Statement of Financial Activities

	Unrestricted funds	Restricted Income funds	Endowment funds	Total	2003-04
	£000	£000	£000	£000	£000
Material grants receivable					
A Big Loans Fund	0	94	0	94	53
B Pembrokeshire County Council	0	1	0	1	1
C	0	0	0	0	0
D	0	0	0	0	0
E	0	0	0	0	0
Other	0	0	0	0	0
Sub-total grants	0	95	0	95	54
Material other incoming resources					
A	0	0	0	0	0
B	0	0	0	0	0
C	0	0	0	0	0
D	0	0	0	0	0
E	0	0	0	0	0
Other	0	0	0	0	0
Sub-total other incoming resources	0	0	0	0	0
Total incoming resources	0	95	0	95	54

3. Details of resources expended - grants payable

	Unrestricted funds	Restricted Income funds	Endowment funds	Total	2003-04
	£000	£000	£000	£000	£000
Patients welfare and amenities	0	0	0	0	1
Staff welfare and amenities	0	0	0	0	0
Research	0	0	0	0	9
Other contributions to NHS	82	405	0	487	366
Miscellaneous:					
A Pembrokeshire County Council	0	17	0	17	0
B Pembrokeshire College	0	2	0	2	0
C	0	0	0	0	0
D	0	0	0	0	0
E	0	0	0	0	0
F	0	0	0	0	0
Other	0	0	0	0	0
Total miscellaneous	0	19	0	19	0
Total grants payable	82	424	0	506	376

4. Details of resources expended - other

	Unrestricted funds	Restricted Income funds	Endowment funds	Total	2003-04
	£000	£000	£000	£000	£000
Activities in furtherance of charitable objects					
Patients welfare and amenities	0	0	0	0	0
Staff welfare and amenities	0	0	0	0	0
Research	0	0	0	0	0
Other contributions to NHS	0	0	0	0	0
Miscellaneous:					
A	0	0	0	0	0
B	0	0	0	0	0
C	0	0	0	0	0
D	0	0	0	0	0
E	0	0	0	0	0
F	0	0	0	0	0
Other	0	0	0	0	0
Total miscellaneous	0	0	0	0	0
Total	0	0	0	0	0

5.1 Analysis of total resources expended

	Grants Payable	Costs of generating funds	Costs of activities for charitable objects	Support costs	Management and administration	Total	2003-04
	£000	£000	£000	£000	£000	£000	£000
Staff	0	0	0	0	0	0	0
Depreciation	0	0	0	0	0	0	0
Impairments	0	0	0	0	0	0	0
Auditors remuneration:							
- Audit fees					4	4	4
- Other fees	0	0	0	0	0	0	0
Indemnity insurance	0	0	0	0	0	0	0
Bought-in services from NHS bodies	0	0	0	0	11	11	10
Other **	506	0	0	0	25	531	391
Total	506	0	0	0	40	546	405

** Further Analysis of 'Other' is provided in note 21.

5.2 Analysis of staff costs

	2003-04	
	£000	£000
Salaries and wages	0	0
Social security costs	0	0
Pension costs	0	0
Other pension costs	0	0
Total	0	0

The average number of whole time equivalent employees in the year was:

0 0

5.3 Senior employees

The following number of senior employees received remuneration falling within the following ranges

	2003-04	
	Number	Number
£50,001 to £60,000	0	0
£60,001 to £70,000	0	0
£70,001 to £80,000	0	0
£80,001 to £90,000	0	0
£90,001 to £100,000	0	0
over £100,000	0	0

5.4 Pension costs for senior staff, in-year

	Number of staff receiving contributions	Contri- bution £000
£50,001 to £60,000	0	0
£60,001 to £70,000	0	0
£70,001 to £80,000	0	0
£80,001 to £90,000	0	0
£90,001 to £100,000	0	0
over £100,000	0	0

6.1 Changes in resources available for charity use for the year ended 31 March 2005

	Unrestricted funds	Restricted Income funds	Endowment funds	Total	2003-04
	£000	£000	£000	£000	£000
Net movement in funds for the year	15	108	119	242	362
Net movement in tangible fixed assets	0	0	0	0	0
Net movement in funds available for future activities	15	108	119	242	362

6.2 Analysis of net assets between funds at 31 March 2005

	Unrestricted funds	Restricted Income funds	Endowment funds	Total	31 March 2004
	£000	£000	£000	£000	£000
Tangible fixed assets	0	0	0	0	0
Investments	141	719	1,607	2,467	2,002
Current assets	79	306	0	385	576
Current liabilities	(16)	(94)	0	(110)	(78)
Creditors: Amounts due after more than one year	0	0	0	0	0
Provisions for liabilities and charges	0	0	0	0	0
Total	204	931	1,607	2,742	2,500

7. Total tangible fixed assets

	Freehold land and buildings	Other interests in land and buildings	Plant and machinery	Fixtures, fittings and equipment	Assets under construction	Total
	£000	£000	£000	£000	£000	£000
Cost or valuation						
Balance at 1 April 2004	0	0	0	0	0	0
Additions	0	0	0	0	0	0
Revaluations	0	0	0	0	0	0
Disposals	0	0	0	0	0	0
Impairments	0	0	0	0	0	0
Balance at 31 March 2005	0	0	0	0	0	0
Accumulated depreciation						
Balance at 1 April 2004	0	0	0	0	0	0
Disposals	0	0	0	0	0	0
Revaluations	0	0	0	0	0	0
Impairments	0	0	0	0	0	0
Charge for year	0	0	0	0	0	0
Balance at 31 March 2005	0	0	0	0	0	0
NBV at 31 March 2005	0	0	0	0	0	0
NBV at 31 March 2004	0	0	0	0	0	0
Gains/losses on revaluation of own fixed assets						0
Historic cost at 31 March 2005	0	0	0	0	0	0

8. Gains/(losses) on revaluation of own fixed assets

	Unrestricted funds	Restricted Income funds	Endowment funds	Total
	£000	£000	£000	£000
Unrealised gains/(losses) at 1 April 2004	0	0	0	0
Deduct in respect of disposals in year	0	0	0	0
Add gains/(losses) on revaluation in year	0	0	0	0
Unrealised gains/(losses) at 31 March 2005	0	0	0	0

9.1 Analysis of fixed asset investments

	2003-04	
	£000	£000
Market value at 1 April	2,002	1,747
Less: Disposal at carrying value	(2,348)	(1,793)
Add: Acquisitions at cost	2,718	1,966
Net gain/(loss) on revaluation	95	82
Transfer of investments - other NHS bodies	0	0
Market value at 31 March	2,467	2,002
Historic cost at 31 March	2,388	1,980

9.2 Analysis of market value

	Held in UK	Held outside UK	Total	31 March 2004
	£000	£000	£000	£000
Investment properties	0	0	0	10
Investments listed on stock exchange	2,219	0	2,219	1,764
Unlisted securities	0	0	0	0
Cash held as part of the investment portfolio	248	0	248	228
Investments in connected bodies	0	0	0	0
Investments in a common deposit/investment fund	0	0	0	0
Other investments	0	0	0	0
Total market value of fixed asset investments	2,467	0	2,467	2,002

10. Analysis of debtors

	31 March 2004	
	£000	£000
Amounts falling due within one year:		
Amounts due from subsidiary and associated undertakings	0	0
Trade debtors	0	0
Prepayments	0	0
Accrued income	21	6
Other debtors	96	55
Sub-total	117	61
Amounts due over one year:		
Amounts due from subsidiary and associated undertakings	0	0
Trade debtors	0	0
Prepayments	0	0
Accrued income	0	0
Other debtors	0	0
Sub-total	0	0
Total debtors	117	61

11. Analysis of creditors

	31 March 2004	
	£000	£000
Amounts falling due within one year:		
Loans and overdrafts	0	0
Trade creditors	20	7
Amounts due to subsidiary and associated undertakings	0	0
Other creditors	76	57
Accruals	14	14
Deferred income	0	0
	<hr/>	<hr/>
Sub-total	110	78
	<hr/>	<hr/>
Amounts due over one year:		
Loans and overdrafts	0	0
Trade creditors	0	0
Amounts due to subsidiary and associated undertakings	0	0
Other creditors	0	0
Accruals	0	0
Deferred income	0	0
	<hr/>	<hr/>
Sub-total	0	0
	<hr/>	<hr/>
Total creditors	110	78
	<hr/>	<hr/>

12. Analysis of funds - endowment and restricted income funds

	Balance at 1 April 2004	Incoming resources	Resources expended	Gross transfer between funds	Transfer of funds between health bodies	Gains and losses	Balance at 31 March 2005
	£000	£000	£000	£000	£000	£000	£000
Endowment funds							
Material funds							
A Cardiology Equipment	1,488	0	0	0	0	119	1,607
B	0	0	0	0	0	0	0
C	0	0	0	0	0	0	0
D	0	0	0	0	0	0	0
E	0	0	0	0	0	0	0
F	0	0	0	0	0	0	0
G	0	0	0	0	0	0	0
H	0	0	0	0	0	0	0
Other	0	0	0	0	0	0	0
Total	1,488	0	0	0	0	119	1,607
Restricted funds							
Material funds							
A Withybush General Purpose	722	387	(335)	0	0	45	819
B South Pembrokeshire Hospital	44	8	(12)	0	0	2	42
C Tenby Cottage Hospital	5	2	(2)	0	0	0	5
D Community	40	12	(11)	0	0	2	43
E Y Delyn Day Hospital	10	0	(1)	0	0	1	10
F St Davids Hospital Equipment	2	0	0	0	0	0	2
G New Opportunities Fund	0	94	(86)	0	0	2	10
H	0	0	0	0	0	0	0
Other	0	0	0	0	0	0	0
Total	823	503	(447)	0	0	52	931

There are sufficient resources held in an appropriate form to enable each fund to be applied without any restriction imposed.

13. Analysis of funds - unrestricted and unrestricted designated funds

	Balance at 1 April 2004	New designation /receipts	Utilised/ released	Gross transfer between funds	Transfer of funds between health bodies	Gains and losses	Balance at 31 March 2005
	£000	£000	£000	£000	£000	£000	£000
Material funds							
A Pembrokeshire and Derwen	189	102	(99)	0	0	12	204
B	0	0	0	0	0	0	0
C	0	0	0	0	0	0	0
D	0	0	0	0	0	0	0
E	0	0	0	0	0	0	0
F	0	0	0	0	0	0	0
G	0	0	0	0	0	0	0
H	0	0	0	0	0	0	0
Other	0	0	0	0	0	0	0
Total	189	102	(99)	0	0	12	204
Other unrestricted funds	0	0	0	0	0	0	0
Total	189	102	(99)	0	0	12	204

14. Contingencies

		2003-04	
The following contingent (losses)/gains have not been included in the accounts:		£000	£000
Nature of (loss):			
A	0	0
B	0	0
C	0	0
D	0	0
Total contingent (loss)		0	0
Nature of gain:			
A	0	0
B	0	0
C	0	0
D	0	0
Total contingent gain		0	0
Total contingent (loss)/gain		<u>0</u>	<u>0</u>

15. Commitments

		2003-04	
		£000	£000
The funds have the following commitments:			
Charitable projects		0	0
Capital		0	0
Other		0	0
Total		<u>0</u>	<u>0</u>
Name of commitment	Date commitment will be met	£000	£000

<u>0</u>	<u>0</u>
----------	----------

16.1 Reconciliation of changes in resources to net cash inflow/(outflow) from operating activities

	2003-04	
	£000	£000
Changes in resources before revaluation	59	209
Depreciation charge	0	0
Loss/(gain) on disposal of tangible fixed assets	0	0
(Increase)/decrease in stocks	0	0
(Increase)/decrease in debtors	(56)	(20)
Increase/(decrease) in creditors and provision for liabilities and charges	32	25
Transfer of funds between health bodies	0	0
Net cash inflow/(outflow) from operating activities	35	214

16.2 Reconciliation of net cash flow to movement in net debt

	2003-04	
	£000	£000
Increase/(decrease) in cash in the period	(248)	110
Increase/(decrease) in debt and lease finance	0	0
Increase/(decrease) in liquid resources	1	2
Change in net debt resulting from cashflows	(247)	112
Non-cash changes in debt	0	0
Net debt at 1 April 2004	515	403
Net debt at 31 March 2005	268	515

16.3 Analysis of changes in net debt

	1 April 2004	Cash flows	Non- cash changes	31 March 2005
	£000	£000	£000	£000
Cash in hand and at bank	483	(248)		235
Overdrafts	0	0		0
Debt due within one year	0	0	0	0
Debt due after one year	0	0	0	0
Current asset investments	32	1	0	33
Total	515	(247)	0	268

Cash at bank and in hand at 31 March 2005 includes £nil (31 March 2004, £nil) in the accounts with the Office of HMPaymaster General.

17. Pooling scheme

An official pooling scheme is operated for investments relating to the following schemes:

Pembrokeshire and Derwen NHS Trust (Expendable Funds) Common Investment Fund

The scheme was registered with the Charity Commission on 1 July 2002

18. Related party transactions

During the year none of the trustees or members of the key management staff or parties related to them has undertaken any material transactions with the Pembrokeshire and Derwen NHS Trust Charitable Fund.

Board Members (and other senior staff) take decisions both on Charity and Exchequer matters but endeavour to keep the interests of each discrete and do not seek to benefit personally from such decisions. Declarations of personal interest have been made in both capacities and are available to be inspected by the public.

The Charitable Trust has made revenue payments of £378,227 and capital payments of £109,229 to the Pembrokeshire and Derwen NHS Trust.

19. Financial instruments

Financial assets

Currency	Total £'000	Floating rate £'000	Fixed rate £'000	Non- interest bearing £'000	Fixed rate Weighted average interest rate	Weighted average period for which fixed days	Non- interest bearing Weighted average term
At 31 March 2005	0	0	0	0	0	0	0
Sterling	2735	2102	633	0	5	2004	0
Other	0	0	0	0	0	0	0
Gross financial assets	2,735	2,102	633	0	5	2,004	0
At 1 April 2004	0	0	0	0	0	0	0
Sterling	2517	2293	224	0	5	1639	0
Other	0	0	0	0	0	0	0
Gross financial assets	2517	2293	224	0	5	1639	0

Financial liabilities

Currency	Total £'000	Floating rate £'000	Fixed rate £'000	Non- interest bearing £'000	Fixed rate Weighted average interest rate	Weighted average period for which fixed	Non- interest bearing Weighted average term until maturity
At 31 March 2005	0	0	0	0	0	0	0
Sterling	0	0	0	0	0	0	0
Other	0	0	0	0	0	0	0
Gross financial assets	0	0	0	0	0	0	0
At 1 April 2004	0	0	0	0	0	0	0
Sterling	0	0	0	0	0	0	0
Other	0	0	0	0	0	0	0
Gross financial assets	0	0	0	0	0	0	0

19. Financial instruments (continued)

FRS 13, *Derivatives and Other Financial Instruments*, requires disclosure of the role that the financial instruments have had during the period in creating or changing the risks an entity faces in undertaking its activities. Financial instruments, as defined by FRS 13, play a more limited role in creating or changing risk in the Funds Held on Trust than would be the case of listed companies to which FRS 13 mainly applies. The Funds Held on Trust receive the majority of their income in the form of donations. Significant investments are, however, made and are the source of the main financial risk.

Interest rate risk

The Funds Held on Trust are exposed to fluctuations in interest rates on the monies invested in deposits and the stock market.

Liquidity risk

The majority of expenditure is financed from donations and legacies and there are no borrowings. The Funds Held on Trust are not, therefore, exposed to significant liquidity risk.

20. Post balance sheet events

The Funds Held on Trust had no post balance sheet events having a material effect on the accounts.

21. Analysis of total resources expended - other

	£000	2003-04 £000
Patients Welfare and amenities	0	1
Research	0	9
Grants Payable - Contributions to NHS		
Pay	8	0
Clinical supplies and services		
Medical and surgical equipment	95	63
Other clinical supplies	56	30
Supplies and services general		
Provisions and kitchen	13	1
Establishment expenditure		
Printing and stationary	12	18
Travel, subsistence and removal expenses	10	21
Premises and fixed plant		
Furniture, office and computer equipment	70	43
Computer hardware and software	52	75
Building and engineering maintenance	9	33
External consultancy staffing		
External consultancy staffing	2	0
Miscellaneous		
Other miscellaneous expenditure	51	60
Capital	109	22
Grants Payable - Miscellaneous	19	
Management and administration	25	15
	<u>531</u>	<u>391</u>


STATEMENT OF FINANCIAL TRUSTEE'S RESPONSIBILITIES

As Financial Trustee of the funds held on trust I am responsible for:

- the maintenance of financial records appropriate to the activities of the fund(s).
- the establishment and monitoring of a system of internal control.
- the establishment of arrangements for the prevention of fraud and corruption.
- the preparation of annual financial statements which give a true and fair view of the funds held on trust and the results of their operations.

In fulfilment of these responsibilities I confirm that the financial statements set out on pages 1 to 22 attached, have been compiled from and are in accordance with the financial records maintained by the trustees and with accounting standards and policies for the NHS approved by the Assembly.

6 / 1 2006

 Financial Trustee

STATEMENT OF TRUSTEE'S RESPONSIBILITIES

IN RESPECT OF THE ACCOUNTS

The trustees are required under the National Health Services Act 1997 to prepare accounts for each financial year. The Assembly, with the approval of the Treasury, directs that these accounts give a true and fair view of the financial position of the funds held on trust. In preparing those accounts, the trustees are required to:


- apply on a consistent basis accounting policies laid down by the Secretary of State with the approval of the Treasury.
- make judgements and estimates which are reasonable and prudent.
- state whether applicable accounting standards have been followed, subject to any material departures disclosed and explained in the account.

The trustees confirm that they have complied with the above requirements in preparing the accounts.

The trustees are responsible for keeping proper accounting records which disclose with reasonable accuracy at any time the financial position of the funds held on trust and to enable them to ensure that the accounts comply with requirements outlined in the above mentioned direction by the Assembly. They are also responsible for safeguarding the assets of the funds held on trust and hence for taking reasonable steps for the prevention and detection of fraud and other irregularities.

By order of the trustees

Signed:

Trustee  Dated 6/1 2006

Financial Trustee  Dated 6/1 2006

REPORT OF THE AUDITOR GENERAL FOR WALES TO THE TRUSTEES OF PEMBROKESHIRE AND DERWEN NHS TRUST CHARITABLE FUND

I have audited the financial statements of Pembrokeshire and Derwen NHS Trust Charitable Fund for the year ended 31 March 2005 which comprise the Statement of Financial Activities, the Balance Sheet, the Cash Flow Statement and the related notes. These financial statements have been prepared under the historic cost convention (as modified by the revaluation of certain fixed assets) and the accounting policies set out therein.

Respective responsibilities of trustees and auditor

The trustees' responsibilities for preparing the Trustees' Annual Report and the financial statements in accordance with applicable law and United Kingdom Accounting Standards are set out in the Statement of Trustees' Responsibilities.

I have been appointed as auditor under section 43B of the Charities Act 1993 and report in accordance with regulations made under section 44 of that Act. My responsibility is to audit the financial statements in accordance with the relevant legal and regulatory requirements and United Kingdom Audit Standards.

I report to you my opinion as to whether the financial statements give a true and fair view and are properly prepared in accordance with the Charities Act 1993.

I also report to you if, in my opinion, the Trustees' Annual Report is not consistent with the financial statements, if the charity has not kept proper accounting records, or if I have not received all the information and explanations I require for my audit.

I read other information contained in the Trustees' Annual Report, and consider whether it is consistent with the audited financial statements. I consider the implications for my report if I become aware of any apparent misstatements or material inconsistencies with the financial statements. My responsibilities do not extend to any other information.

This report is made solely to the trustees of Pembrokeshire and Derwen NHS Trust Charitable Fund in accordance with section 43B of the Charities Act 1993. My audit work has been undertaken so that I might state to the trustees those matters I am required to state to them in an auditor's report and for no other purpose. To the fullest extent permitted by law, I do not accept or assume responsibility to anyone other than the trustees of Pembrokeshire and Derwen NHS Trust Charitable Fund for my audit work, for this report, or for the opinions I have formed.

Basis of Opinion


I conducted my audit in accordance with United Kingdom Auditing Standards issued by the Auditing Practices Board. An audit includes examination, on a test basis, of evidence relevant to the amounts and disclosures in the financial statements. It also includes an assessment of the significant estimates and judgements made by the trustees in the preparation of the financial statements, and of whether the accounting policies are appropriate to the charity's circumstances, consistently applied and adequately disclosed.

I planned and performed my audit so as to obtain all the information and explanations which I considered necessary in order to provide me with sufficient evidence to give reasonable assurance as to whether the financial statements are free from material misstatement, whether caused by fraud or other irregularity or error. In forming my opinion, I also evaluated the overall adequacy of the presentation of information in the financial statements.

Opinion

In my opinion the financial statements give a true and fair view of the charity's state of affairs as at 31 March 2005 and of its incoming resources and application of resources in the year then ended and have been properly prepared in accordance with the Charities Act 1993.

Jeremy Colman



Wales Audit Office

Auditor General for Wales

2-4 Park Grove

Date

13 January 2006

Cardiff CF10 3PA

**NATIONAL HEALTH SERVICE ACT 1977
FUNDS HELD ON TRUST (WALES)
ACCOUNTS DIRECTIONS**

1. The Assembly, in pursuance of section 98(2) of the National Health Service Act 1977 with the approval of the Treasury, hereby gives the following directions.
2. In this direction, unless the context otherwise requires:

"the Act" means the National Health Service Act 1977;

"the authorities" refers to all Health Authorities, NHS trusts, all Special Trustees appointed in pursuance of section 29(1) of the National Health Services Reorganisation Act 1973 and section 95(1) of the National Health Service Act 1977 (as amended) and to any trustees for an NHS trust appointed in pursuance of section 11 of the National Health Service and Community Care Act 1990.

FORM OF ACCOUNTS

3. The accounts required by section 98(2) of the Act to be prepared by the authorities in respect of the financial year ended 31 March 1997 and subsequent years shall be as set out in the following paragraphs and Schedules.

ACCOUNTS OF THE AUTHORITY

4. The accounts of the authorities shall comprise:
 - a. a foreword;
 - b. a statement of financial activities;
 - c. a balance sheet;
 - d. a cash flow statement;
 - e. such notes as may be necessary for the purposes referred to in paragraph 5 below.
5. The statement of accounts shall give a true and fair view of the financial activities for the year and the state of affairs as at the end of the financial year and separately show the charitable and non-charitable funds held on trust. Subject to this requirement the statement of accounts shall also, without limiting the information given, meet:
 - a. the accounting and disclosure requirements of the Companies Act. The disclosure exemptions permitted by the companies Act will not apply unless specifically authorised by the Assembly with the approval of the Treasury;
 - b. best commercial accounting practice including UK GAAP and all relevant accounting standards issued or adopted by the Accounting Standards Board;
 - c. all relevant guidance given by the Charity Commission;

- d. any disclosure and accounting requirements which the Assembly or Treasury may issue from time to time;

insofar as these are appropriate to the authorities and are in force for the financial period for which the statement of accounts is to be prepared.

6. This accounts direction shall be reproduced as an appendix to the statement of accounts.

National Assembly for Wales

Signed

Signed by the authority of the Assembly

Dated

SCHEDULE

Foreword

1. The foreword shall include a statement that the account has been prepared in accordance with section 98(2) of the National Health Service Act 1977.

Statement of Financial Activities and Balance Sheet

2. The Statement Of Financial Activities and Balance Sheet shall follow the prescribed format shown in the Statement of Recommended Practice - Accounting by Charities.
3. The Balance Sheet shall be dated and signed by the chairman and the director of finance of the authorities.

Cash Flow Statement

4. The recommendations of Financial Reporting Standard No. 1 as revised shall be followed in the preparation of the Cash Flow statement.

Notes to the accounts

5. The notes to the accounts shall include details of the accounting policies adopted.
6. Further explanatory notes to the account shall be provided wherever they are necessary in order to give users a proper understanding of the accounts.

Application of the requirements of the Companies Act and Accounting Standards

7. The disclosure exemptions permitted by the Companies Act shall not apply unless specifically authorised by the Assembly.
8. The statement of accounts is not required to include an income and expenditure account.
9. The statement of accounts is not required to include a note showing historical cost profits and losses as described in FRS 3.