



Public Health
England

Seasonal influenza vaccine uptake amongst frontline healthcare workers (HCWs) in England

Winter season 2013/14

This collection received approval as a MANDATORY collection from the Review of Central Returns Steering Committee (ROCR) under license ROCR/OR/2209/001MAND

About Public Health England

We work with national and local government, industry and the NHS to protect and improve the nation's health and support healthier choices. We address inequalities by focusing on removing barriers to good health.

We were established on 1 April 2013 to bring together public health specialists from more than 70 organisations into a single public health service.

Public Health England
133-155 Waterloo Road
Wellington House
London SE1 8UG

Tel: 020 7654 8000

http://www.gov.uk/phe@PHE_uk

Twitter: [@PHE_uk](#)

Facebook: www.facebook.com/PublicHealthEngland

Prepared by: Neeta Singh and Dr Richard Pebody

For queries relating to this document, please contact: Neeta Singh

Email: xxxxxx@xxx.xxx.xx

© Crown copyright 2014

You may re-use this information (excluding logos) free of charge in any format or medium, under the terms of the Open Government Licence v2.0. To view this licence, visit OGL or email xxx@xxxxxxxxxxxxxxxxxxx.xxx.xxx.xx. Where we have identified any third party copyright information you will need to obtain permission from the copyright holders concerned.

Published June 2014

PHE publications gateway number: 2014127

Contents

Executive summary	4
Key findings.....	5
Survey response.....	5
National vaccine uptake	5
Regional and local vaccine uptake	5
Vaccine uptake by staff group	5
Aims and objectives	7
Methods.....	7
Survey form	8
ImmForm website	8
Results	9
Discussion and conclusions	11
References.....	13
Acknowledgements	13
Appendices.....	14
Appendix A Data quality.....	15
Appendix B Staff group definitions	16
Appendix C Monthly data collection schedule for 2013/14	19
Appendix D Seasonal influenza vaccine uptake survey form for 2013/14	20
Appendix E Table 3: Seasonal influenza national vaccine uptake 2013/2014 data by area team and trust	21
Appendix F	46
Table 4.....	46
Graph 1	47
Graph 2.....	48
Graph 3.....	49
Graph 4.....	50

Executive summary

Frontline healthcare workers involved in direct patient care (HCWs) are encouraged to receive annually the trivalent seasonal influenza vaccination to protect themselves and their patients from influenza¹. To assess the uptake of influenza vaccines for the 2013/14 winter season among HCWs, a seasonal influenza vaccine uptake survey of all 271 NHS trusts (acute, ambulance, mental health, primary care, area teams and foundation trusts) in England was undertaken. Cumulative data were collected monthly from 1 September 2013 to 31 January 2014 via the ImmForm website. Data were collected by staff groupings (doctors, qualified nurses, other professionally qualified clinical staff, and clinical support staff) from each trust. Data were aggregated by trust, area teams (ATs), region and nationally. Public Health England (PHE) co-ordinated and managed the data collection, and produced provisional data monthly on vaccinations up to end October, November, December and January that allowed the NHS and DH to track the progress of the programme during the 2013/14 influenza season.

This document describes and reports on the uptake of seasonal influenza vaccine amongst frontline HCWs during the 2013/14 vaccination programme in England with a focus on the results from the final January survey (cumulative vaccinations administered up to end 31 January 2014). The data reported are as submitted by trusts and area teams.

¹National influenza vaccination programme 2013/14

https://www.gov.uk/government/uploads/system/uploads/attachment_data/file/207008/130613_Flu_Letter_v_29_Gateway_GW_signed.pdf

Key findings

Survey response

A total of 269 out of 271 trusts (99.3%) returned data for the final January survey on cumulative influenza vaccine administered from 1 September 2013 to 31 January 2014. The main results were as follows:

National vaccine uptake

- **54.8%** of all frontline HCWs (from all trusts) with direct patient care identified by trusts were reported to have received the 2013/14 seasonal influenza vaccine in England (an increase in uptake compared with 45.6% of all frontline HCWs administered with the seasonal influenza vaccine in 2012/13)

Regional and local vaccine uptake

- Seasonal influenza vaccine uptake aggregated by area team ranged from **33.5%** to **71.4%** with 13/24 area teams reporting uptake of 60% or greater.
- The highest seasonal influenza vaccine uptake by trust was **86.2%**, with 59.8% of all trusts (162/271) achieving vaccine uptake rates of 50 % or more.

Vaccine uptake by staff group

- Seasonal influenza vaccine uptake by different staff groupings is set out in [Table 1](#).
- The highest seasonal influenza vaccine uptake by staff group was achieved amongst GP practice nurses across England with an uptake rate of 64.5% followed by support to clinical staff at 59.7%. The lowest uptake was 49.4% in qualified nurses (excluding GP practice nurses).

Table 1: Seasonal Influenza vaccine uptake in HCWs by Staff Group, for England 2013/14

HCWs staff group (direct patient care)	Seasonal influenza doses administered in 2013/14		
	Number of HCWs with direct patient care	Number vaccinated	Vaccine uptake (%)
All doctors (excluding GPs)	110,040	59,958	54.5
GPs only	22,962	13,618	59.3
Qualified nurses (excluding GP practice nurses)	348,012	171,896	49.4
Qualified nurses (GP practice nurses only)	14,169	9132	64.5
All other professionally qualified clinical staff	164,172	92,228	56.2
Support to clinical staff	278,854	166,384	59.7
Support to GP staff	36,423	20,874	57.3
All HCWs with direct patient care	974,632	534,090	54.8

Aims and objectives

The aims and objectives of the 2013/14 survey of seasonal influenza vaccine uptake by HCWs in England were to:

- monitor vaccine uptake amongst HCWs to inform the management and progress of the national vaccination programme,
- allow DH, area teams, and NHS trusts to review national, regional, and local vaccine programme performance and identify staff groups and local/regional areas where coverage is high and to identify best practice to inform activities to increase uptake and where low to increase uptake further, and
- gather epidemiological data to support the evaluation and future planning of seasonal influenza vaccinations amongst frontline HCWs.

Methods

The seasonal influenza vaccine uptake collection included all NHS trusts², with data collected using the ImmForm website. Cumulative data were collected in four monthly surveys for vaccinations administered between 1 September 2013 and 31 January 2014 (inclusive). Vaccine uptake data were collected on frontline HCWs with direct patient care. This included the following staff groups: doctors, qualified nurses, other professionally qualified clinical staff, and clinical support staff. These were the same groups that were monitored in previous seasons. Staff group definitions used were identical to NHS Workforce Census definitions and are described in detail in [Appendix B](#). Trusts identify frontline HCWs eligible to receive seasonal influenza vaccine (the denominator) and record all those that are vaccinated (the numerator) to calculate vaccine uptake.

Each monthly survey on the ImmForm website was open for data submission over the first eleven working days of each survey month, (with adjustments/extensions made to allow for public holidays in some weeks). The 2013/14 monthly data collection schedule with original survey deadlines is provided in [Appendix C](#).

Trusts had nine working days to submit data manually onto the ImmForm website. Area teams were allocated an additional two working days allowing eleven working days to submit further data on behalf of trusts, amend data if necessary, and validate data. Area teams also had responsibility to follow up with non-responding trusts, GP practices and independent sector health care providers (ISHCPs) to obtain and ensure data were submitted. Additional follow-up was undertaken by PHE of non-responding trusts or for data validation as required.

² This included acute NHS trust, ambulance NHS trust, care trust NHS, area teams, mental health trust, primary care and other trusts.

The data in this report are as submitted by trusts and area teams and have not been altered except by specific request from nominated representatives of the trust (see [Appendix A](#)).

Survey form

Data were collected in a seasonal influenza vaccine uptake survey form ([Appendix D](#)) via the ImmForm website. On the form, trusts were required to provide information on the trust type, trust status, and survey coverage. The form automatically calculated percentage vaccine uptake rates, and performed data validation checks to ensure only logically correct data could be submitted.

ImmForm website

One of the functions of the ImmForm website is to provide a secure platform for vaccine uptake data collection for several immunisation surveys, including this collection. It allows area teams and trusts to:

- view vaccine uptake rates by staff group allowing data providers to review and assess progress for their own trust/area team,
- compare vaccine uptake figures anonymously with other area teams and trusts (with trusts being able to view their data at national, regional, and local levels) allowing data providers to compare their own performance with other organisations, and
- allow area teams to view a 'Non-responder' report, which highlights trusts in their region that have not yet submitted data, thus allowing follow-up.

Results

A total of 269/271 trusts (99.3% response rate) in England submitted data on seasonal influenza vaccinations administered up to end 31 January 2014. A summary of the main results at national, regional, and local level are outlined below.

National vaccine uptake rates

Overall, 54.8% of frontline HCWs received the seasonal influenza vaccine during the 2013/2014 season, compared with 45.6% in 2012/13, 44.6% during the 2011/12 season and 34.7% during the 2010/2011 season. Appendix E ([Table 3](#)) shows national [England] seasonal influenza vaccine uptake figures for the 2013/14 season broken down by each area team and trust. Appendix F ([Graph 2](#)) shows percentage vaccine uptake by area team for 2013/14.

National vaccine uptake rates by staff group

The highest seasonal influenza vaccine uptake was amongst GP practice nurses (**64.5%**) and the lowest seasonal influenza vaccine uptake was amongst qualified nurses (excluding GP practice nurses) (**49.4%**). Table 1 (earlier in the report) and Appendix F ([Graph 3](#)) show uptake by staff group whilst Appendix F ([Graph 4](#)) shows uptake for each survey month.

Vaccine uptake rates by area team

Seasonal influenza vaccine uptake by area team ranged from **33.5%** to **71.4%** with 12/24 area teams reporting uptake of 60 % and higher (Appendix E [Table 3](#), Appendix F [Graph 2](#)).

Vaccine uptake rates by trust

The median seasonal influenza vaccine uptake was 53.5%, with an interquartile range (IQR) of 43.0% to 65.6%. The highest seasonal influenza vaccine uptake reported by a trust was **86.2%**.

Vaccine uptake rates by trust type

Seasonal influenza vaccine uptake by trust type ranged from 41.9% for ambulance trusts to 55.6% for area teams. The uptake by trust type compared with rates achieved in previous seasons (2012/13) shows that for the majority of trusts, uptake increased, although there has been an overall reduction in reported staff numbers over this period. Seasonal influenza vaccine uptake by different trust type is set out in Table 2. Uptake by acute trust (acute trusts, mental health trusts, care trusts, other NHS trusts) *only* compared with previous survey years is shown in Appendix F [Table 4](#) and [Graph 1](#).

Table 2: Seasonal Influenza vaccine uptake in frontline HCWs by trust type, for England 2013/14 and compared with all years till 2010/11 season

Trust type	Seasonal influenza vaccinations in healthcare workers with direct patient care (HCWs) All trusts comparison for season 2009/10 to 2013/14											
	2010/11 Seasonal influenza vaccine uptake (final cumulative data from 01/09/10 to 28/02/11)			2011/12 Seasonal influenza vaccine uptake (final cumulative data from 01/09/11 to 31/01/12)			2012/13 Seasonal influenza vaccine uptake (final cumulative data from 01/09/12 to 31/01/13)			2013/14 Seasonal influenza vaccine uptake (final cumulative data from 01/09/13 to 31/01/14)		
	No. of HCWs with direct patient care	Number vaccinated	Vaccine uptake (%)	No. of HCWs with direct patient care	Number vaccinated	Vaccine uptake (%)	No. of HCWs with direct patient care	Number vaccinated	Vaccine Uptake (%)	No. of HCWs with direct patient care	Number vaccinated	Vaccine uptake (%)
Acute NHS trust	574,913	227,114	39.5%	837,868	373,540	44.6%	841,105	380,898	45.3%	851,826	469,766	55.1%
Ambulance NHS trust	32,326	7,993	24.7%	30,405	8,940	29.4%	31,378	10,721	34.2%	28,787	12,072	41.9%
Primary care trust	427,980	123,973	29.0%	155,406	74,062	47.7%	151,280	74,982	49.6%	–	–	–
Area team	–	–	–	–	–	–	–	–	–	94,019	52,252	55.6%
Total number of HCWs	1,035,219	359,080	34.7%	1,023,679	456,542	44.6%	1,023,763	466,601	45.6%	974,632	534,090	54.8%

* Note: Acute trusts figures consist of acute trusts, mental health trusts, care trusts, other NHS trusts

Discussion and conclusions

The 2013/14 influenza season has seen the highest recorded uptake of seasonal influenza vaccine amongst (HCWs) in England since the programme began in 2001/02. In the previous season, uptake of seasonal influenza vaccine amongst HCWs reached 45.6%. In the 2013/14 season, there has been a significant improvement in vaccine uptake to 54.8%. Despite these improvements, the data still indicate that almost half of HCWs in direct contact with patients (approximately 440,542), did not receive influenza vaccine this season. It is important to note the wide variation in vaccine uptake by NHS trust with a small number of trusts achieving uptake levels in excess of 75%. It is important to understand what strategies such trusts employ to deliver their programme to enable identification of best practice.

The 2013/14 survey saw significant challenges in collecting data for the seasonal influenza survey for frontline healthcare workers due to NHS reorganisation and the move to disband PCTs in April 2013³. NHS reforms resulted in a number of staff moving from old PCTs to other or newly formed trusts, as well as area teams and CCGs, where they continued to perform previous PCT functions for data collection. This movement has resulted in some data being non-comparable with last year.

Despite efforts by PHE and all the participating NHS trusts in data provision, data validation has been needed to ensure the minimisation of double counting by related organisations (See [Appendix A](#)). Additional guidelines and a collection tool user guide will be developed for the 2014/15 season to ensure effective participation, reporting and submission of data for future seasonal influenza surveys for healthcare workers.

Continuing to increase seasonal influenza vaccine uptake amongst HCWs remains important to lower the risk of influenza infection amongst HCWs (who may be at increased risk of exposure to influenza compared with the general population), their patients, and their families.

UK studies have shown that the seasonal influenza vaccination lowers the risk of influenza infection^{4,5} and, when healthcare workers are vaccinated, lowers rates of influenza-like illness, hospitalisation, and mortality in vulnerable patients in long-term healthcare settings.^{6,7,8}

³Equity and excellence: Liberating the NHS (2010), [online] , available at: www.dh.gov.uk/en/Publicationsandstatistics/Publications/PublicationsPolicyAndGuidance/DH_117353 [Accessed 2 April 2012]

⁴ Fleming et al. (1995) Study of the effectiveness of influenza vaccination in the elderly in the epidemic of 1989/90 using a general practice database. *Epidemiol Infect* **115**: 581–9.

⁵Fleming et al. (2010) Estimating influenza vaccine effectiveness using routinely collected laboratory data. *J. Epidemiol. Community Health*. **64**: 1062-7.

⁶Potter *et al.* (1997) The influenza vaccination of healthcare workers in long-term-care hospitals reduces the mortality of elderly patients. *Journal of Infectious Diseases* **175**:1-6

The Health and Social Care Act 2008, Code of Practice on the prevention and control of infections and related guidance emphasises the need to ensure, so far as is reasonably practicable, that care workers are free of and are protected from exposure to infections that can be caught at work and that all staff are suitably educated in the prevention and control of infection associated with the provision of health and social care. Registered providers should ensure that policies and procedures are in place in relation to the prevention and control of infection such that:

- all staff can access occupational health services or appropriate occupational health advice,
- occupational health policies on the prevention and management of communicable infections in care workers are in place,
- decisions on offering immunisation should be made on the basis of a local risk assessment as described in *Immunisation against infectious disease* ('The Green Book'),
- employers should make vaccines available free of charge to employees if a risk assessment indicates that it is needed (COSHH Regulations 2002), and
- there is a record of relevant immunisations..

Further information on the Code of Practice can be found on the DH website from the following link:

www.dh.gov.uk/prod_consum_dh/groups/dh_digitalassets/documents/digitalasset/dh_123923.pdf

NHS Employers has continued to run a national seasonal influenza vaccination campaign aimed at frontline healthcare workers within the NHS. They have delivered the 'flu fighter' campaign for three years, supporting teams and individuals in NHS trusts to improve their staff flu vaccination uptake figures. The flu fighter campaign provides support, advice and guidance on effective practice on improving HCW uptake through regular email updates, latest news articles, workshops, webinars and networks. The team at NHS Employers also provides trusts with printed flu fighter materials to support their local campaigns and raise awareness of the staff flu vaccination. For the 2013/14 season, the flu fighter programme has printed and distributed over half a million pay slip leaflets, 22,000 sticker sheets and 65,000 posters free of charge to NHS organisations. Key areas of good practice and innovation have been identified through the flu fighter network of over 1000 individuals or teams across the NHS who are responsible for delivering their local staff flu vaccination campaign. Further information about the campaign and support for trusts can be found on the NHS Employers website <http://www.nhsemployers.org/flu>

⁷Carman *et al.* (2000) Effects of influenza vaccination of healthcare workers on mortality of elderly people in long term care: a randomised control trial. *The Lancet*; **355**:93-7.

⁸Hayward *et al.* (2006). Effectiveness of an influenza vaccine programme for care home staff to prevent death, morbidity, and health service use among residents: cluster randomised controlled trial. *British Medical Journal*; **333**:1241-7.

References

- Clinical information on H1N1v and seasonal influenza vaccination is provided within the DH Green Book accessible from:

webarchive.nationalarchives.gov.uk/20130107105354/http://www.dh.gov.uk/prod_consum_dh/groups/dh_digitalassets/documents/digitalasset/dh_116622.pdf

- Seasonal influenza vaccine uptake amongst frontline healthcare workers (HCWs) in England Winter season 2011/12

http://media.dh.gov.uk/network/211/files/2012/06/FluVaccine-Uptake_HCWs_acc2.pdf

- Seasonal influenza vaccine uptake data from past surveys are available to view and download from the DH website at the following link:

webarchive.nationalarchives.gov.uk/+/www.dh.gov.uk/en/Publichealth/Immunisation/Keyvaccineinformation/DH_104070

Acknowledgements

The authors would like to thank everyone that contributed to the data collection, specifically:

- staff who participated in and supported the HCWs seasonal influenza vaccine uptake collection, principally trust and area team data providers in England.
- Robyn Palmer from NHS Employers for her contribution in this report.
- Odette Eugenio and Jess Colbert Project Management Team (Immform), ImmForm Team and the ImmForm Support Team.

Appendices

(Data referenced in this report)

Appendix A Data quality

All the data to calculate vaccine uptake were entered manually directly onto the ImmForm website by trusts. All trusts were asked to submit cumulative data monthly over four months. As none of these data were extracted from information systems there is always going to be the possibility of human error or misinterpretation. The ImmForm survey form has basic automated validation checks to ensure logical consistency. For example, that the sum of the figures for individual staff group match the total for all frontline HCWs, and that the number vaccinated must be less than or equal to the number of reported frontline HCWs. As part of an exercise to improve data quality and remove input errors, the submitted data were then manually checked and validated through two processes.

Data validation checks were performed by comparing previous seasonal influenza vaccine uptake data with that from the 2013/14 survey and through communication with trusts individually. A consistency check was performed by comparing the data collected for this report with data from the previous collection. However, it should be noted that comparison of trust denominators varied due to some trust merging and NHS reorganisation which took place in April 2013. That process may have led to some variations between the numbers of HCWs employed by trusts, when compared with previous years. To reduce multiple counting and determine true uptake rate, some trusts were also asked to revisit and sign off their data once the campaign had closed.

All data were supplied by the trusts nominated influenza coordinator or HCW vaccination data providers. The data were not changed or amended by the Public Health England unless requested by the trust's nominated data provider.

Appendix B Staff group definitions

Please note GPs and GP practice nurses are separated further within the dataset on the ImmForm website – see the dataset at Annex B.

Data item	Definitions of staff groups
	Professionally qualified clinical staff - consisting of all professional staff with direct patient care.
All doctors	All doctors – consists of all doctors and dentists working in hospital and the community and GPs (excluding retainers). The figures include all grades of hospital, community and public health doctor or dentist (consultant, registrars, senior house officers, foundation years 1 & 2 staff, staff grades, associate specialists, clinical assistants and hospital practitioners).
Qualified nurses	Qualified nurses including practice nurses – consists of qualified nursing, midwifery and health visiting staff, working in the hospital and community services and general practice. These nurses have at least first level registration. Includes nurse consultants, nurse managers and bank nurses.
All other professionally qualified clinical staff This comprises: <ul style="list-style-type: none"> • qualified scientific, therapeutic & technical staff (ST&T), • qualified allied health professionals (AHPs) • other qualified ST&T • qualified ambulance staff 	Qualified scientific, therapeutic & technical staff (ST&T) – qualified health professionals (includes consultant therapists, ST&T managers and healthcare scientists). These staff work alongside doctors, nurses and other health professionals and are categorised into the following two groups: Qualified AHPs – qualified allied health professionals (AHPs) are the following staff: <ul style="list-style-type: none"> - chiropodists/podiatrists - dietitians - occupational therapists - orthopaedists - physiotherapists - radiographers - art/music/drama therapists - speech and language therapists In primary care, AHPs work in teams with GPs, nurses and other professionals, such as social workers, to provide quick and effective care for patients without the need for them to go into hospital.

Data item	Definitions of staff groups
	<p>Other qualified ST&T – other qualified health professionals including healthcare scientists and pharmacists. These are other staff working in key professional roles.</p> <p>Qualified ambulance staff – ambulance paramedics, technicians, emergency care practitioners and ambulance service managers, but does not include ambulance trainees. From 2006, ambulance staff are collected under more detailed occupation codes which can't be applied to previous years. Therefore, there will be comparability issues.</p>

Data item	Definitions of staff groups
	<p>Support to clinical staff – Staff working in direct support of clinical staff, often with direct patient care, who free up clinical staff and allow them more time to treat patients</p>
<p>Support to clinical staff</p> <p>This comprises:</p> <ul style="list-style-type: none"> • support to doctors and nurses • support to ST&T staff • support to ambulance staff 	<p>Support to doctors and nurses – nursing assistants/auxiliaries, nursery nurses, health care assistants and support staff in nursing areas. Also includes clerical and administrative staff and maintenance and works staff working specifically in clinical areas, for example, medical secretaries and medical records officers. They also include all support workers and healthcare assistants in central functions, as these are mainly general porters involved in moving patients around the hospital.</p> <p>Support to ST&T staff – ST&T trainees and helper/assistants. Also includes healthcare assistants, support workers, clerical and administrative staff and maintenance and works staff specifically identified as supporting ST&T staff.</p> <p>Support to ambulance staff – ambulance personnel, trainee ambulance technicians as well as healthcare assistants, support workers, clerical and administrative staff and maintenance and works staff specifically identified as supporting the ambulance service.</p>

	<p>NHS infrastructure support – Staff directly involved in the day-to-day running of the organisation and its infrastructure</p>
<p>N/A – not relevant to this data collection as these groups not involved in direct patient care</p>	<p>Central functions – includes clerical and administrative staff working in central functions. The group includes areas such as personnel, finance, IT, legal services, library services, health education and general management support services.</p> <p>Hotel, property and estates – includes clerical and administrative staff and maintenance and works staff working in areas such as laundry, catering, domestic services and gardens. This group includes caretakers and labourers.</p>

Data item	Definitions of staff groups
	<p>Managers and senior managers – staff with overall responsibility for budgets, manpower or assets, or accountable for a significant area of work. Senior managers include staff at executive level and those who report directly to the board. These staff are essential to the smooth running of hospitals, trusts and strategic health authorities. This excludes nursing, ST&T and ambulance managers in posts requiring specific clinical qualifications.</p>
	<p>Support to GP staff – Staff working in direct support of GPs</p> <p>GP practice staff – includes a variety of staff who work in practices. These include physiotherapists, occupational therapists, receptionists and practice managers. However, practice nurses are included as qualified nurses within professionally qualified clinical staff instead.</p>

Appendix C Monthly data collection schedule for 2013/14

The table below provides monthly data collection dates for trusts and area teams for the 2013/14 programme.

Survey month	OCTOBER 2013	NOVEMBER 2013	DECEMBER 2013	JANUARY 2014
Data should be provided on vaccinations given between the following dates (inclusive)	1 September to 31 October 2013	1 September to 30 November 2013	1 September to 31 December 2013	1 September 2013 to 31 January 2014
Trusts	1 November to 11 November 2013 (7 working days)	2 December to 10 December 2013 (7 working days)	2 January to 14 January 2014 (9 working days)	3 February to 11 February 2013 (7 working days)
Area teams	1 November to 13 November 2013 (9 working days)	2 December to 12 December 2013 (9 working days)	2 January to 16 January 2014 (11 working days)	3 February to 13 February 2014 (9 working days)

Appendix D Seasonal influenza vaccine uptake survey form for 2013/14

Section 1

1. What Type of NHS Organisation are you (please select)	
Acute NHS Trust	
Ambulance NHS Trust	
Care Trust (NHS Trust based)	
Mental Health NHS Trust	
Other NHS Trust	
Area Team Health Care Workers	
2. Foundation Trust Status (please select)	
Foundation Trust?	
Non-Foundation Trust?	
3. For Trusts with Hospitals Only	
How many hospitals are there in this trust?	
Of the hospitals in the trust, how many provided data?	
4. Total Number of Health Care Workers	
Number of HCWs involved with Direct Patient Care	
Number of HCWs NOT involved with Direct Patient Care	
Total Number of HCWs (calculated by system)	Sum of above

Section 2

5. Number of Health Care Workers and Number Vaccinated by Occupation			
	(A) Number of HCWs involved in direct patient care on day of data extraction	(B) Number in (A) vaccinated since 1st Sept 2013	(C) % in (A) vaccinated since 1st Sept 2013
Occupation			
All Doctors (excluding GPs)			Col B / Col A *100
GPs only			
Qualified Nurses, midwives and health visitors (excluding GP Practice Nurses)			Col B / Col A *100
Qualified Nurses, midwives and health visitors (GP Practice Nurses only)			Col B / Col A *100
All other professionally qualified clinical staff, which comprises of:-			
• Qualified scientific, therapeutic & technical staff (ST&T),			
• Qualified allied health professionals (AHPs)			
• Other qualified ST&T			
• Qualified ambulance staff			Col B / Col A *100
Support to Clinical Staff, which comprises of:-			
• Support to doctors (excluding GPs) & nurses			
• Support to ST&T staff			
• Support to ambulance staff			Col B / Col A *100
Support to GP staff			Col B / Col A *100
Total (calculated by system)	Sum of above*	Sum of above	Col B / Col A *100

Appendix E Table 3: Seasonal influenza national vaccine uptake 2013/2014 data by area team and trust

* The table below shows national vaccine uptake of seasonal influenza vaccine administered to HCWs by area teams and trusts up to 31 January 2014

Org code	Org name	All HCWs involved in direct patient care			All doctors (including GPs)			All qualified nurses (including GP practice nurses)			All other professionally qualified clinical staff			All support staff		
		No. involved with direct patient care	Doses given		No. involved with direct patient care	Doses given		No. involved with direct patient care	Doses given		No. involved with direct patient care	Doses given		No. involved with direct patient care	Doses given	
			No.	%		No.	%		No.	%		No.	%		No.	%
	England	974632	534090	54.8	133002	73576	55.3	362181	181028	50.0	164172	92228	56.2	315277	187258	59.4
ATQ44	CHESHIRE, WARRINGTON AND WIRRAL AREA TEAM	1945	1267	65.1	552	372	67.4	312	227	72.8	20	12	60.0	1061	656	61.8
RBL	WIRRAL UNIVERSITY TEACHING HOSPITAL NHS FOUNDATION TRUST	4983	3778	75.8	571	455	79.7	1652	1282	77.6	624	511	81.9	2136	1530	71.6
RBT	MID CHESHIRE HOSPITALS NHS FOUNDATION TRUST	2986	2301	77.1	312	232	74.4	977	821	84.0	318	215	67.6	1379	1033	74.9
REN	THE CLATTERBRIDGE CANCER CENTRE NHS FOUNDATION TRUST	644	484	75.2	66	50	75.8	173	104	60.1	210	162	77.1	195	168	86.2
RJN	EAST CHESHIRE NHS TRUST	3394	1981	58.4	274	185	67.5	1245	724	58.2	615	392	63.7	1260	680	54.0

Seasonal Influenza Vaccine Uptake amongst Frontline Healthcare Workers (HCWs)
in England Winter season 2013/14

Org code	Org name	All HCWs involved in direct patient care			All doctors (including GPs)			All qualified nurses (including GP practice nurses)			All other professionally qualified clinical staff			All support staff		
		No. involved with direct patient care	Doses given		No. involved with direct patient care	Doses given		No. involved with direct patient care	Doses given		No. involved with direct patient care	Doses given		No. involved with direct patient care	Doses given	
			No.	%		No.	%		No.	%		No.	%		No.	%
RJR	COUNTESS OF CHESTER HOSPITAL NHS FOUNDATION TRUST	3384	2731	80.7	298	288	96.6	1000	717	71.7	0	0	0.0	2086	1726	82.7
RTV	5 BOROUGH PARTNERSHIP NHS FOUNDATION TRUST	3020	1337	44.3	95	62	65.3	1106	420	38.0	553	318	57.5	1266	537	42.4
RWW	WARRINGTON AND HALTON HOSPITALS NHS FOUNDATION TRUST	2619	2008	76.7	290	279	96.2	1122	660	58.8	606	472	77.9	601	597	99.3
RXA	CHESHIRE AND WIRRAL PARTNERSHIP NHS FOUNDATION TRUST	2845	1181	41.5	117	59	50.4	1155	445	38.5	341	162	47.5	1232	515	41.8
RY7	WIRRAL COMMUNITY NHS TRUST	1018	766	75.2	27	16	59.3	531	341	64.2	180	148	82.2	280	261	93.2
ATQ45	DURHAM, DARLINGTON AND TEES AREA TEAM	1834	1073	58.5	535	336	62.8	411	262	63.8	40	26	65.0	848	449	52.9
RTR	SOUTH TEES HOSPITALS NHS FOUNDATION TRUST	7837	5837	74.5	719	667	92.8	2883	1904	66.0	1063	730	68.7	3172	2536	80.0
RVW	NORTH TEES AND HARTLEPOOL NHS FOUNDATION TRUST	4862	2616	53.8	525	322	61.3	1668	851	51.0	704	411	58.4	1965	1032	52.5
RX3	TEES, ESK AND WEAR VALLEYS NHS FOUNDATION TRUST	4797	1914	39.9	283	165	58.3	2129	840	39.5	631	274	43.4	1754	635	36.2
RXP	COUNTY DURHAM AND DARLINGTON NHS FOUNDATION TRUST	7908	6009	76.0	622	579	93.1	2695	2124	78.8	504	504	100.0	4087	2802	68.6

Seasonal Influenza Vaccine Uptake amongst Frontline Healthcare Workers (HCWs)
in England Winter season 2013/14

Org code	Org name	All HCWs involved in direct patient care			All doctors (including GPs)			All qualified nurses (including GP practice nurses)			All other professionally qualified clinical staff			All support staff		
		No. involved with direct patient care	Doses given		No. involved with direct patient care	Doses given		No. involved with direct patient care	Doses given		No. involved with direct patient care	Doses given		No. involved with direct patient care	Doses given	
			No.	%		No.	%		No.	%		No.	%		No.	%
ATQ46	GREATER MANCHESTER AREA TEAM	3556	2540	71.4	1285	919	71.5	621	492	79.2	153	111	72.6	1497	1018	68.0
RBV	THE CHRISTIE NHS FOUNDATION TRUST	1392	1150	82.6	156	130	83.3	530	452	85.3	271	222	81.9	435	346	79.5
RM2	UNIVERSITY HOSPITAL OF SOUTH MANCHESTER NHS FOUNDATION TRUST	4670	2626	56.2	508	383	75.4	2150	1170	54.4	750	456	60.8	1262	617	48.9
RM3	SALFORD ROYAL NHS FOUNDATION TRUST	5103	3958	77.6	511	344	67.3	2036	1714	84.2	624	440	70.5	1932	1460	75.6
RMC	BOLTON NHS FOUNDATION TRUST	3837	2112	55.0	464	298	64.2	1855	849	45.8	469	350	74.6	1049	615	58.6
RMP	TAMESIDE HOSPITAL NHS FOUNDATION TRUST	2034	1533	75.4	289	224	77.5	808	574	71.0	236	135	57.2	701	600	85.6
RRF	WRIGHTINGTON, WIGAN AND LEIGH NHS FOUNDATION TRUST	2683	1880	70.1	373	253	67.8	1171	651	55.6	361	216	59.8	778	760	97.7
RT2	PENNINE CARE NHS FOUNDATION TRUST	5570	3291	59.1	216	151	69.9	2176	1087	50.0	1092	817	74.8	2086	1236	59.3
RW3	CENTRAL MANCHESTER UNIVERSITY HOSPITALS NHS FOUNDATION TRUST	6319	4773	75.5	633	387	61.1	1646	1202	73.0	1206	956	79.3	2834	2228	78.6
RW6	PENNINE ACUTE HOSPITALS NHS TRUST	8985	5591	62.2	1024	588	57.4	2788	1681	60.3	2395	1156	48.3	2778	2166	78.0
RWJ	STOCKPORT NHS FOUNDATION TRUST	4327	3263	75.4	317	280	88.3	1789	1370	76.6	767	670	87.4	1454	943	64.9
RX7	NORTH WEST AMBULANCE SERVICE NHS TRUST	4480	1847	41.2	0	0	0.0	0	0	0.0	3433	1344	39.2	1047	503	48.0
RXV	GREATER MANCHESTER WEST MENTAL HEALTH NHS FOUNDATION TRUST	2492	751	30.1	149	46	30.9	838	257	30.7	541	140	25.9	964	308	32.0

Seasonal Influenza Vaccine Uptake amongst Frontline Healthcare Workers (HCWs)
in England Winter season 2013/14

Org code	Org name	All HCWs involved in direct patient care			All doctors (including GPs)			All qualified nurses (including GP practice nurses)			All other professionally qualified clinical staff			All support staff		
		No. involved with direct patient care	Doses given		No. involved with direct patient care	Doses given		No. involved with direct patient care	Doses given		No. involved with direct patient care	Doses given		No. involved with direct patient care	Doses given	
			No.	%		No.	%		No.	%		No.	%		No.	%
RY2	BRIDGEWATER COMMUNITY HEALTHCARE NHS TRUST	3176	1427	44.9	182	28	15.4	1254	589	47.0	469	230	49.0	1271	580	45.6
TAE	MANCHESTER MENTAL HEALTH AND SOCIAL CARE TRUST	1279	737	57.6	77	63	81.8	500	227	45.4	223	154	69.1	479	293	61.2
ATQ47	LANCASHIRE AREA TEAM	1964	1212	61.7	502	329	65.5	340	225	66.2	39	27	69.2	1083	631	58.3
RJX	CALDERSTONES PARTNERSHIP NHS FOUNDATION TRUST	849	385	45.3	15	8	53.3	219	115	52.5	65	40	61.5	550	222	40.4
RW5	LANCASHIRE CARE NHS FOUNDATION TRUST	4866	2878	59.1	352	177	50.3	2285	1473	64.5	1197	591	49.4	1032	637	61.7
RXL	BLACKPOOL TEACHING HOSPITALS NHS FOUNDATION TRUST	4781	3593	75.2	378	332	87.8	2243	1820	81.1	847	696	82.2	1313	745	56.7
RXN	LANCASHIRE TEACHING HOSPITALS NHS FOUNDATION TRUST	5085	3410	67.1	589	386	65.5	1976	1246	63.1	692	527	76.2	1828	1251	68.4
RXR	EAST LANCASHIRE HOSPITALS NHS TRUST	7020	5341	76.1	557	431	77.4	2448	1601	65.4	2226	1675	75.3	1789	1634	91.3
ATQ48	MERSEYSIDE AREA TEAM	1845	1226	66.4	545	377	69.2	254	186	73.2	26	13	50.0	1020	650	63.7
RBN	ST HELENS AND KNOWSLEY HOSPITALS NHS TRUST	3453	2656	76.9	387	313	80.9	1396	937	67.1	443	311	70.2	1227	1095	89.2

Seasonal Influenza Vaccine Uptake amongst Frontline Healthcare Workers (HCWs)
in England Winter season 2013/14

Org code	Org name	All HCWs involved in direct patient care			All doctors (including GPs)			All qualified nurses (including GP practice nurses)			All other professionally qualified clinical staff			All support staff		
		No. involved with direct patient care	Doses given		No. involved with direct patient care	Doses given		No. involved with direct patient care	Doses given		No. involved with direct patient care	Doses given		No. involved with direct patient care	Doses given	
			No.	%		No.	%		No.	%		No.	%		No.	%
RBQ	LIVERPOOL HEART AND CHEST NHS FOUNDATION TRUST	1165	802	68.8	98	91	92.9	515	349	67.8	218	130	59.6	334	232	69.5
RBS	ALDER HEY CHILDREN'S NHS FOUNDATION TRUST	1690	1313	77.7	204	148	72.6	943	746	79.1	295	251	85.1	248	168	67.7
REM	AINTREE UNIVERSITY HOSPITAL NHS FOUNDATION TRUST	3468	2875	82.9	388	377	97.2	1082	767	70.9	599	485	81.0	1399	1246	89.1
REP	LIVERPOOL WOMEN'S NHS FOUNDATION TRUST	1050	773	73.6	69	53	76.8	652	466	71.5	81	60	74.1	248	194	78.2
RET	THE WALTON CENTRE NHS FOUNDATION TRUST	1153	896	77.7	147	116	78.9	409	272	66.5	157	140	89.2	440	368	83.6
RQ6	ROYAL LIVERPOOL AND BROADGREEN UNIVERSITY HOSPITALS NHS TRUST	5023	4043	80.5	614	490	79.8	1925	1529	79.4	886	680	76.8	1598	1344	84.1
RVY	SOUTHPORT AND ORMSKIRK HOSPITAL NHS TRUST	2549	2050	80.4	232	202	87.1	1112	732	65.8	377	332	88.1	828	784	94.7
RW4	MERSEY CARE NHS TRUST	3229	1357	42.0	93	45	48.4	1027	464	45.2	232	102	44.0	1877	746	39.7
RY1	LIVERPOOL COMMUNITY HEALTH NHS TRUST	2148	1500	69.8	62	37	59.7	1230	879	71.5	310	221	71.3	546	363	66.5
ATQ49	CUMBRIA, NORTHUMBERLAND, TYNE AND WEAR AREA TEAM	3443	2153	62.5	1062	682	64.2	611	421	68.9	60	42	70.0	1710	1008	58.9
RE9	SOUTH TYNESIDE NHS FOUNDATION TRUST	4080	2665	65.3	204	148	72.6	1795	964	53.7	401	324	80.8	1680	1229	73.2

Seasonal Influenza Vaccine Uptake amongst Frontline Healthcare Workers (HCWs)
in England Winter season 2013/14

Org code	Org name	All HCWs involved in direct patient care			All doctors (including GPs)			All qualified nurses (including GP practice nurses)			All other professionally qualified clinical staff			All support staff		
		No. involved with direct patient care	Doses given		No. involved with direct patient care	Doses given		No. involved with direct patient care	Doses given		No. involved with direct patient care	Doses given		No. involved with direct patient care	Doses given	
			No.	%		No.	%		No.	%		No.	%		No.	%
RLN	CITY HOSPITALS SUNDERLAND NHS FOUNDATION TRUST	4359	2741	62.9	418	349	83.5	1534	860	56.1	509	240	47.2	1898	1292	68.1
RNL	NORTH CUMBRIA UNIVERSITY HOSPITALS NHS TRUST	3523	2663	75.6	383	366	95.6	1424	978	68.7	339	334	98.5	1377	985	71.5
RNN	CUMBRIA PARTNERSHIP NHS FOUNDATION TRUST	2729	1452	53.2	114	66	57.9	1245	648	52.1	510	314	61.6	860	424	49.3
RR7	GATESHEAD HEALTH NHS FOUNDATION TRUST	3166	1992	62.9	388	250	64.4	999	610	61.1	488	283	58.0	1291	849	65.8
RTD	THE NEWCASTLE UPON TYNE HOSPITALS NHS FOUNDATION TRUST	7886	6047	76.7	1118	1042	93.2	4376	2708	61.9	1059	1059	100.0	1333	1238	92.9
RTF	NORTHUMBRIA HEALTHCARE NHS FOUNDATION TRUST	6188	3340	54.0	554	343	61.9	2726	1106	40.6	724	473	65.3	2184	1418	64.9
RTX	UNIVERSITY HOSPITALS OF MORECAMBE BAY NHS FOUNDATION TRUST	3166	2029	64.1	352	260	73.9	1511	752	49.8	540	315	58.3	763	702	92.0
RX4	NORTHUMBERLAND, TYNE AND WEAR NHS FOUNDATION TRUST	4742	2622	55.3	288	177	61.5	1877	906	48.3	573	371	64.8	2004	1168	58.3
RX6	NORTH EAST AMBULANCE SERVICE NHS FOUNDATION TRUST	2064	617	29.9	1	1	100.0	4	2	50.0	992	287	28.9	1067	327	30.7
ATQ50	NORTH YORKSHIRE AND HUMBER AREA TEAM	1328	798	60.1	541	323	59.7	439	256	58.3	0	0	0.0	348	219	62.9

Seasonal Influenza Vaccine Uptake amongst Frontline Healthcare Workers (HCWs)
in England Winter season 2013/14

Org code	Org name	All HCWs involved in direct patient care			All doctors (including GPs)			All qualified nurses (including GP practice nurses)			All other professionally qualified clinical staff			All support staff		
		No. involved with direct patient care	Doses given		No. involved with direct patient care	Doses given		No. involved with direct patient care	Doses given		No. involved with direct patient care	Doses given		No. involved with direct patient care	Doses given	
			No.	%		No.	%		No.	%		No.	%		No.	%
RCB	YORK TEACHING HOSPITAL NHS FOUNDATION TRUST	5337	4283	80.3	585	451	77.1	1843	1299	70.5	800	622	77.8	2109	1911	90.6
RCD	HARROGATE AND DISTRICT NHS FOUNDATION TRUST	2360	1319	55.9	297	167	56.2	955	530	55.5	453	265	58.5	655	357	54.5
RJL	NORTHERN LINCOLNSHIRE AND GOOLE HOSPITALS NHS FOUNDATION TRUST	4144	2693	65.0	554	419	75.6	1748	947	54.2	446	377	84.5	1396	950	68.1
RV9	HUMBER NHS FOUNDATION TRUST	2265	804	35.5	66	36	54.6	973	309	31.8	377	140	37.1	849	319	37.6
RWA	HULL AND EAST YORKSHIRE HOSPITALS NHS TRUST	6734	5565	82.6	1081	713	66.0	2601	2104	80.9	1427	1153	80.8	1625	1595	98.2
ATQ51	SOUTH YORKSHIRE AND BASSETLAW AREA TEAM	4826	3042	63.0	1175	800	68.1	680	474	69.7	40	16	40.0	2931	1752	59.8
RCU	SHEFFIELD CHILDREN'S NHS FOUNDATION TRUST	1861	1053	56.6	265	162	61.1	764	433	56.7	329	194	59.0	503	264	52.5
RFF	BARNSELY HOSPITAL NHS FOUNDATION TRUST	2107	1311	62.2	249	161	64.7	950	450	47.4	333	132	39.6	575	568	98.8
RFR	THE ROTHERHAM NHS FOUNDATION TRUST	2712	2095	77.2	295	258	87.5	1205	781	64.8	514	371	72.2	698	685	98.1
RHQ	SHEFFIELD TEACHING HOSPITALS NHS FOUNDATION TRUST	9426	7213	76.5	1300	1003	77.2	4070	2584	63.5	1840	1410	76.6	2216	2216	100.0
RP5	DONCASTER AND BASSETLAW HOSPITALS NHS FOUNDATION TRUST	4076	3320	81.5	497	430	86.5	1784	1157	64.9	477	438	91.8	1318	1295	98.3

Seasonal Influenza Vaccine Uptake amongst Frontline Healthcare Workers (HCWs)
in England Winter season 2013/14

Org code	Org name	All HCWs involved in direct patient care			All doctors (including GPs)			All qualified nurses (including GP practice nurses)			All other professionally qualified clinical staff			All support staff		
		No. involved with direct patient care	Doses given		No. involved with direct patient care	Doses given		No. involved with direct patient care	Doses given		No. involved with direct patient care	Doses given		No. involved with direct patient care	Doses given	
			No.	%		No.	%		No.	%		No.	%		No.	%
RXE	ROTHERHAM, DONCASTER AND SOUTH HUMBER NHS FOUNDATION TRUST	2664	1841	69.1	85	54	63.5	1254	579	46.2	370	269	72.7	955	939	98.3
TAH	SHEFFIELD HEALTH AND SOCIAL CARE NHS FOUNDATION TRUST	2262	1136	50.2	180	63	35.0	578	190	32.9	317	163	51.4	1187	720	60.7
ATQ52	WEST YORKSHIRE AREA TEAM	6736	2258	33.5	1658	601	36.3	1602	565	35.3	110	47	42.7	3366	1045	31.1
RAE	BRADFORD TEACHING HOSPITALS NHS FOUNDATION TRUST	4497	2915	64.8	665	373	56.1	1715	967	56.4	629	443	70.4	1488	1132	76.1
RCF	AIREDALE NHS FOUNDATION TRUST	1634	1226	75.0	222	177	79.7	675	495	73.3	256	203	79.3	481	351	73.0
RGD	LEEDS AND YORK PARTNERSHIP NHS FOUNDATION TRUST	2349	1113	47.4	207	91	44.0	961	441	45.9	360	208	57.8	821	373	45.4
RR8	LEEDS TEACHING HOSPITALS NHS TRUST	12044	9068	75.3	2038	1264	62.0	3949	2669	67.6	2358	1526	64.7	3699	3609	97.6
RWY	CALDERDALE AND HUDDERSFIELD NHS FOUNDATION TRUST	4658	3562	76.5	560	380	67.9	1914	1541	80.5	751	507	67.5	1433	1134	79.1
RX8	YORKSHIRE AMBULANCE SERVICE NHS TRUST	3204	1510	47.1	5	5	100.0	81	37	45.7	1676	775	46.2	1442	693	48.1
RXF	MID YORKSHIRE HOSPITALS NHS TRUST	5256	2951	56.1	735	595	81.0	2220	1163	52.4	879	477	54.3	1422	716	50.4
RXG	SOUTH WEST YORKSHIRE PARTNERSHIP NHS FOUNDATION TRUST	3050	1209	39.6	185	83	44.9	1192	480	40.3	558	259	46.4	1115	387	34.7
RY6	LEEDS COMMUNITY HEALTHCARE NHS	2351	1772	75.4	80	46	57.5	1042	817	78.4	667	444	66.6	562	465	82.7

Seasonal Influenza Vaccine Uptake amongst Frontline Healthcare Workers (HCWs)
in England Winter season 2013/14

Org code	Org name	All HCWs involved in direct patient care			All doctors (including GPs)			All qualified nurses (including GP practice nurses)			All other professionally qualified clinical staff			All support staff		
		No. involved with direct patient care	Doses given		No. involved with direct patient care	Doses given		No. involved with direct patient care	Doses given		No. involved with direct patient care	Doses given		No. involved with direct patient care	Doses given	
			No.	%		No.	%		No.	%		No.	%		No.	%
	TRUST															
TAD	BRADFORD DISTRICT CARE TRUST (Trust based)	1810	1278	70.6	78	46	59.0	986	677	68.7	370	233	63.0	376	322	85.6
ATQ53	ARDEN, HEREFORDSHIRE AND WORCESTERSHIRE AREA TEAM	2746	1345	49.0	1446	406	28.1	728	447	61.4	0	0	0.0	572	492	86.0
R1A	WORCESTERSHIRE HEALTH AND CARE NHS TRUST	3187	1240	38.9	178	70	39.3	1470	360	24.5	555	209	37.7	984	601	61.1
RJC	SOUTH WARWICKSHIRE NHS FOUNDATION TRUST	3226	1657	51.4	312	166	53.2	1446	687	47.5	603	353	58.5	865	451	52.1
RKB	UNIVERSITY HOSPITALS COVENTRY AND WARWICKSHIRE NHS TRUST	5534	3205	57.9	969	523	54.0	2346	1529	65.2	729	429	58.9	1490	724	48.6
RLQ	WYE VALLEY NHS TRUST	2242	1253	55.9	301	156	51.8	937	467	49.8	403	250	62.0	601	380	63.2
RLT	GEORGE ELIOT HOSPITAL NHS TRUST	1321	748	56.6	244	133	54.5	595	315	52.9	188	106	56.4	294	194	66.0
RWP	WORCESTERSHIRE ACUTE HOSPITALS NHS TRUST	4645	2804	60.4	615	353	57.4	1870	987	52.8	684	303	44.3	1476	1161	78.7
RYG	COVENTRY AND WARWICKSHIRE PARTNERSHIP NHS TRUST	3386	1300	38.4	235	88	37.5	1193	497	41.7	503	343	68.2	1455	372	25.6
ATQ54	BIRMINGHAM AND THE BLACK COUNTRY	3135	1895	60.4	873	549	62.9	499	361	72.3	116	70	60.3	1647	915	55.6

Seasonal Influenza Vaccine Uptake amongst Frontline Healthcare Workers (HCWs)
in England Winter season 2013/14

Org code	Org name	All HCWs involved in direct patient care			All doctors (including GPs)			All qualified nurses (including GP practice nurses)			All other professionally qualified clinical staff			All support staff		
		No. involved with direct patient care	Doses given		No. involved with direct patient care	Doses given		No. involved with direct patient care	Doses given		No. involved with direct patient care	Doses given		No. involved with direct patient care	Doses given	
			No.	%		No.	%		No.	%		No.	%		No.	%
	AREA TEAM															
RBK	WALSALL HEALTHCARE NHS TRUST	2613	1824	69.8	448	261	58.3	1206	704	58.4	248	208	83.9	711	651	91.6
RL4	THE ROYAL WOLVERHAMPTON NHS TRUST	3700	2635	71.2	594	354	59.6	1817	992	54.6	539	539	100.0	750	750	100.0
RLU	BIRMINGHAM WOMEN'S NHS FOUNDATION TRUST	1147	642	56.0	127	99	78.0	576	274	47.6	249	107	43.0	195	162	83.1
RNA	THE DUDLEY GROUP NHS FOUNDATION TRUST	3960	1781	45.0	512	247	48.2	1606	550	34.3	665	253	38.1	1177	731	62.1
RQ3	BIRMINGHAM CHILDREN'S HOSPITAL NHS FOUNDATION TRUST	2550	2197	86.2	427	362	84.8	1114	885	79.4	397	341	85.9	612	609	99.5
RR1	HEART OF ENGLAND NHS FOUNDATION TRUST	7409	2809	37.9	1064	459	43.1	3415	910	26.7	1293	775	59.9	1637	665	40.6
RRJ	THE ROYAL ORTHOPAEDIC HOSPITAL NHS FOUNDATION TRUST	550	204	37.1	109	34	31.2	222	80	36.0	88	44	50.0	131	46	35.1
RRK	UNIVERSITY HOSPITALS BIRMINGHAM NHS FOUNDATION TRUST	5836	2054	35.2	1074	301	28.0	2380	599	25.2	1203	292	24.3	1179	862	73.1
RXK	SANDWELL AND WEST BIRMINGHAM HOSPITALS NHS TRUST	5094	3921	77.0	783	641	81.9	2000	1289	64.5	893	701	78.5	1418	1290	91.0
RXT	BIRMINGHAM AND SOLIHULL MENTAL HEALTH NHS FOUNDATION TRUST	2808	830	29.6	280	132	47.1	1278	341	26.7	413	215	52.1	837	142	17.0
RYA	WEST MIDLANDS AMBULANCE SERVICE NHS TRUST	2852	893	31.3	0	0	0.0	0	0	0.0	2218	724	32.6	634	169	26.7

Seasonal Influenza Vaccine Uptake amongst Frontline Healthcare Workers (HCWs)
in England Winter season 2013/14

Org code	Org name	All HCWs involved in direct patient care			All doctors (including GPs)			All qualified nurses (including GP practice nurses)			All other professionally qualified clinical staff			All support staff		
		No. involved with direct patient care	Doses given		No. involved with direct patient care	Doses given		No. involved with direct patient care	Doses given		No. involved with direct patient care	Doses given		No. involved with direct patient care	Doses given	
			No.	%		No.	%		No.	%		No.	%		No.	%
RYK	DUDLEY AND WALSALL MENTAL HEALTH PARTNERSHIP NHS TRUST	1058	378	35.7	97	43	44.3	422	138	32.7	100	57	57.0	439	140	31.9
RYW	BIRMINGHAM COMMUNITY HEALTHCARE NHS TRUST	4452	1773	39.8	238	95	39.9	1565	573	36.6	803	417	51.9	1846	688	37.3
TAJ	BLACK COUNTRY PARTNERSHIP NHS FOUNDATION TRUST (Trust based)	1535	766	49.9	105	45	42.9	612	255	41.7	258	144	55.8	560	322	57.5
ATQ55	DERBYSHIRE AND NOTTINGHAMSHIRE AREA TEAM	4288	2939	68.5	1411	998	70.7	1688	1099	65.1	184	102	55.4	1005	740	73.6
RFS	CHESTERFIELD ROYAL HOSPITAL NHS FOUNDATION TRUST	3246	1919	59.1	335	310	92.5	1048	600	57.3	352	242	68.8	1511	767	50.8
RHA	NOTTINGHAMSHIRE HEALTHCARE NHS TRUST	7014	2947	42.0	278	125	45.0	2815	1037	36.8	1449	414	28.6	2472	1371	55.5
RK5	SHERWOOD FOREST HOSPITALS NHS FOUNDATION TRUST	3749	2886	77.0	561	384	68.5	1303	871	66.9	482	389	80.7	1403	1242	88.5
RTG	DERBY HOSPITALS NHS FOUNDATION TRUST	5920	4459	75.3	741	539	72.7	2358	1344	57.0	755	740	98.0	2066	1836	88.9
RX1	NOTTINGHAM UNIVERSITY HOSPITALS NHS TRUST	8379	5508	65.7	1709	904	52.9	4002	2178	54.4	620	620	100.0	2048	1806	88.2
RX9	EAST MIDLANDS AMBULANCE SERVICE NHS TRUST	2714	1134	41.8	0	0	0.0	0	0	0.0	2299	988	43.0	415	146	35.2
RXM	DERBYSHIRE HEALTHCARE NHS	2075	576	27.8	151	63	41.7	861	241	28.0	298	79	26.5	765	193	25.2

Seasonal Influenza Vaccine Uptake amongst Frontline Healthcare Workers (HCWs)
in England Winter season 2013/14

Org code	Org name	All HCWs involved in direct patient care			All doctors (including GPs)			All qualified nurses (including GP practice nurses)			All other professionally qualified clinical staff			All support staff		
		No. involved with direct patient care	Doses given		No. involved with direct patient care	Doses given		No. involved with direct patient care	Doses given		No. involved with direct patient care	Doses given		No. involved with direct patient care	Doses given	
			No.	%		No.	%		No.	%		No.	%		No.	%
	FOUNDATION TRUST															
RY8	DERBYSHIRE COMMUNITY HEALTH SERVICES NHS TRUST	3128	1602	51.2	105	43	41.0	1069	618	57.8	502	313	62.4	1452	628	43.3
ATQ56	EAST ANGLIA AREA TEAM	3300	1773	53.7	676	337	49.9	811	555	68.4	552	279	50.5	1261	602	47.7
RCX	THE QUEEN ELIZABETH HOSPITAL, KING'S LYNN, NHS FOUNDATION TRUST	2722	1208	44.4	414	176	42.5	888	358	40.3	300	163	54.3	1120	511	45.6
RGM	PAPWORTH HOSPITAL NHS FOUNDATION TRUST	1437	1086	75.6	203	125	61.6	604	451	74.7	261	178	68.2	369	332	90.0
RGN	PETERBOROUGH AND STAMFORD HOSPITALS NHS FOUNDATION TRUST	3269	2460	75.3	460	345	75.0	1146	941	82.1	287	274	95.5	1376	900	65.4
RGP	JAMES PAGET UNIVERSITY HOSPITALS NHS FOUNDATION TRUST	3680	1290	35.1	387	140	36.2	1123	320	28.5	217	118	54.4	1953	712	36.5
RGQ	IPSWICH HOSPITAL NHS TRUST	3229	1552	48.1	390	159	40.8	1758	462	26.3	381	296	77.7	700	635	90.7
RGR	WEST SUFFOLK NHS FOUNDATION TRUST	3010	1751	58.2	315	212	67.3	865	532	61.5	375	230	61.3	1455	777	53.4
RGT	CAMBRIDGE UNIVERSITY HOSPITALS NHS FOUNDATION TRUST	7317	3610	49.3	1250	572	45.8	3052	1555	51.0	1138	652	57.3	1877	831	44.3
RM1	NORFOLK AND NORWICH UNIVERSITY HOSPITALS NHS FOUNDATION TRUST	6722	4175	62.1	910	343	37.7	2208	967	43.8	1012	390	38.5	2592	2475	95.5
RMY	NORFOLK AND SUFFOLK NHS FOUNDATION	3310	1484	44.8	192	91	47.4	1353	527	39.0	863	300	34.8	902	566	62.8

Seasonal Influenza Vaccine Uptake amongst Frontline Healthcare Workers (HCWs)
in England Winter season 2013/14

Org code	Org name	All HCWs involved in direct patient care			All doctors (including GPs)			All qualified nurses (including GP practice nurses)			All other professionally qualified clinical staff			All support staff		
		No. involved with direct patient care	Doses given		No. involved with direct patient care	Doses given		No. involved with direct patient care	Doses given		No. involved with direct patient care	Doses given		No. involved with direct patient care	Doses given	
			No.	%		No.	%		No.	%		No.	%		No.	%
	TRUST															
RQQ	HINCHINGBROOKE HEALTH CARE NHS TRUST	1105	670	60.6	195	120	61.5	533	318	59.7	142	113	79.6	235	119	50.6
RT1	CAMBRIDGESHIRE AND PETERBOROUGH NHS FOUNDATION TRUST	1848	1001	54.2	174	119	68.4	653	268	41.0	500	221	44.2	521	393	75.4
RY3	NORFOLK COMMUNITY HEALTH AND CARE NHS TRUST	2634	1008	38.3	40	21	52.5	1084	495	45.7	444	304	68.5	1066	188	17.6
RYC	EAST OF ENGLAND AMBULANCE SERVICE NHS TRUST	3081	824	26.7	0	0	0.0	0	0	0.0	1698	451	26.6	1383	373	27.0
RYV	CAMBRIDGESHIRE COMMUNITY SERVICES NHS TRUST	2259	1163	51.5	85	28	32.9	1105	402	36.4	500	307	61.4	569	426	74.9
ATQ57	ESSEX AREA TEAM	5228	2681	51.3	896	485	54.1	1295	576	44.5	364	258	70.9	2673	1362	51.0
RAJ	SOUTHEND UNIVERSITY HOSPITAL NHS FOUNDATION TRUST	4076	2260	55.4	486	256	52.7	1317	619	47.0	584	382	65.4	1689	1003	59.4
RDD	BASILDON AND THURROCK UNIVERSITY HOSPITALS NHS FOUNDATION TRUST	3998	2630	65.8	550	377	68.6	1481	944	63.7	479	304	63.5	1488	1005	67.5
RDE	COLCHESTER HOSPITAL UNIVERSITY NHS FOUNDATION TRUST	3538	2121	59.9	462	255	55.2	1343	829	61.7	564	349	61.9	1169	688	58.9
RQ8	MID ESSEX HOSPITAL SERVICES NHS TRUST	4047	1905	47.1	651	293	45.0	1554	650	41.8	522	276	52.9	1320	686	52.0
RQW	THE PRINCESS ALEXANDRA HOSPITAL NHS	2275	1605	70.5	396	237	59.9	877	590	67.3	426	225	52.8	576	553	96.0

Seasonal Influenza Vaccine Uptake amongst Frontline Healthcare Workers (HCWs)
in England Winter season 2013/14

Org code	Org name	All HCWs involved in direct patient care			All doctors (including GPs)			All qualified nurses (including GP practice nurses)			All other professionally qualified clinical staff			All support staff		
		No. involved with direct patient care	Doses given		No. involved with direct patient care	Doses given		No. involved with direct patient care	Doses given		No. involved with direct patient care	Doses given		No. involved with direct patient care	Doses given	
			No.	%		No.	%		No.	%		No.	%		No.	%
	TRUST															
RRD	NORTH ESSEX PARTNERSHIP NHS FOUNDATION TRUST	1687	708	42.0	137	60	43.8	688	262	38.1	291	110	37.8	571	276	48.3
RWN	SOUTH ESSEX PARTNERSHIP UNIVERSITY NHS FOUNDATION TRUST	4408	1335	30.3	240	87	36.3	1879	471	25.1	953	262	27.5	1336	515	38.6
ATQ58	HERTFORDSHIRE AND THE SOUTH MIDLANDS AREA TEAM	4432	2637	59.5	1217	700	57.5	826	513	62.1	127	96	75.6	2262	1328	58.7
RC1	BEDFORD HOSPITAL NHS TRUST	2294	1623	70.7	287	162	56.5	799	546	68.3	284	277	97.5	924	638	69.1
RC9	LUTON AND DUNSTABLE HOSPITAL NHS FOUNDATION TRUST	2997	1757	58.6	586	419	71.5	1262	601	47.6	349	248	71.1	800	489	61.1
RD8	MILTON KEYNES HOSPITAL NHS FOUNDATION TRUST	2646	1270	48.0	398	145	36.4	1029	393	38.2	353	157	44.5	866	575	66.4
RNQ	KETTERING GENERAL HOSPITAL NHS FOUNDATION TRUST	2519	1915	76.0	402	348	86.6	1049	775	73.9	372	324	87.1	696	468	67.2
RNS	NORTHAMPTON GENERAL HOSPITAL NHS TRUST	3889	2256	58.0	588	242	41.2	1610	670	41.6	529	529	100.0	1162	815	70.1
RP1	NORTHAMPTONSHIRE HEALTHCARE NHS FOUNDATION TRUST	2498	1289	51.6	130	63	48.5	1154	583	50.5	440	268	60.9	774	375	48.5
RWG	WEST HERTFORDSHIRE HOSPITALS NHS TRUST	2908	1397	48.0	530	262	49.4	1266	494	39.0	427	288	67.5	685	353	51.5

Seasonal Influenza Vaccine Uptake amongst Frontline Healthcare Workers (HCWs)
in England Winter season 2013/14

Org code	Org name	All HCWs involved in direct patient care			All doctors (including GPs)			All qualified nurses (including GP practice nurses)			All other professionally qualified clinical staff			All support staff		
		No. involved with direct patient care	Doses given		No. involved with direct patient care	Doses given		No. involved with direct patient care	Doses given		No. involved with direct patient care	Doses given		No. involved with direct patient care	Doses given	
			No.	%		No.	%		No.	%		No.	%		No.	%
RWH	EAST AND NORTH HERTFORDSHIRE NHS TRUST	3977	2067	52.0	692	327	47.3	1680	755	44.9	585	203	34.7	1020	782	76.7
RWR	HERTFORDSHIRE PARTNERSHIP NHS FOUNDATION TRUST	2073	320	15.4	177	41	23.2	752	83	11.0	496	56	11.3	648	140	21.6
RY4	HERTFORDSHIRE COMMUNITY NHS TRUST	2240	931	41.6	38	13	34.2	1030	333	32.3	607	258	42.5	565	327	57.9
ATQ59	LEICESTERSHIRE AND LINCOLNSHIRE AREA TEAM	2233	1429	64.0	593	349	58.9	353	235	66.6	0	0	0.0	1287	845	65.7
RP7	LINCOLNSHIRE PARTNERSHIP NHS FOUNDATION TRUST	1433	513	35.8	93	15	16.1	572	103	18.0	160	129	80.6	608	266	43.8
RT5	LEICESTERSHIRE PARTNERSHIP NHS TRUST	4085	2127	52.1	247	119	48.2	1877	766	40.8	773	381	49.3	1188	861	72.5
RWD	UNITED LINCOLNSHIRE HOSPITALS NHS TRUST	5361	4099	76.5	850	481	56.6	2289	1651	72.1	606	594	98.0	1616	1373	85.0
RWE	UNIVERSITY HOSPITALS OF LEICESTER NHS TRUST	7583	4017	53.0	1769	689	39.0	3394	1469	43.3	768	658	85.7	1652	1201	72.7
RY5	LINCOLNSHIRE COMMUNITY HEALTH SERVICES NHS TRUST	1938	940	48.5	26	15	57.7	1007	510	50.7	201	146	72.6	704	269	38.2
ATQ60	SHROPSHIRE AND STAFFORDSHIRE AREA TEAM	2738	1775	64.8	732	471	64.3	457	313	68.5	131	101	77.1	1418	890	62.8

Seasonal Influenza Vaccine Uptake amongst Frontline Healthcare Workers (HCWs)
in England Winter season 2013/14

Org code	Org name	All HCWs involved in direct patient care			All doctors (including GPs)			All qualified nurses (including GP practice nurses)			All other professionally qualified clinical staff			All support staff		
		No. involved with direct patient care	Doses given		No. involved with direct patient care	Doses given		No. involved with direct patient care	Doses given		No. involved with direct patient care	Doses given		No. involved with direct patient care	Doses given	
			No.	%		No.	%		No.	%		No.	%		No.	%
R1D	SHROPSHIRE COMMUNITY HEALTH NHS TRUST	1217	789	64.8	66	40	60.6	630	445	70.6	273	120	44.0	248	184	74.2
R1E	STAFFORDSHIRE AND STOKE ON TRENT PARTNERSHIP NHS TRUST	4029	2301	57.1	84	21	25.0	1636	692	42.3	811	443	54.6	1498	1145	76.4
RJD	MID STAFFORDSHIRE NHS FOUNDATION TRUST	1973	1090	55.2	318	163	51.3	803	371	46.2	336	241	71.7	516	315	61.1
RJE	UNIVERSITY HOSPITAL OF NORTH STAFFORDSHIRE NHS TRUST	5940	4548	76.6	929	455	49.0	2437	2046	84.0	854	637	74.6	1720	1410	82.0
RJF	BURTON HOSPITALS NHS FOUNDATION TRUST	2124	1597	75.2	315	161	51.1	1171	802	68.5	271	269	99.3	367	365	99.5
RL1	THE ROBERT JONES AND AGNES HUNT ORTHOPAEDIC HOSPITAL NHS FOUNDATION TRUST	900	469	52.1	123	35	28.5	336	136	40.5	173	109	63.0	268	189	70.5
RLY	NORTH STAFFORDSHIRE COMBINED HEALTHCARE NHS TRUST	1178	542	46.0	68	22	32.4	452	174	38.5	205	79	38.5	453	267	58.9
RRE	SOUTH STAFFORDSHIRE AND SHROPSHIRE HEALTHCARE NHS FOUNDATION TRUST	2155	1395	64.7	139	108	77.7	972	523	53.8	602	525	87.2	442	239	54.1
RXW	SHREWSBURY AND TELFORD HOSPITAL NHS TRUST	3430	2357	68.7	510	259	50.8	1267	700	55.3	563	371	65.9	1090	1027	94.2
ATQ64	BATH, GLOUCESTERSHIRE, SWINDON AND WILTSHIRE AREA TEAM	3067	1542	50.3	392	277	70.7	908	411	45.3	355	198	55.8	1412	656	46.5

Seasonal Influenza Vaccine Uptake amongst Frontline Healthcare Workers (HCWs)
in England Winter season 2013/14

Org code	Org name	All HCWs involved in direct patient care			All doctors (including GPs)			All qualified nurses (including GP practice nurses)			All other professionally qualified clinical staff			All support staff		
		No. involved with direct patient care	Doses given		No. involved with direct patient care	Doses given		No. involved with direct patient care	Doses given		No. involved with direct patient care	Doses given		No. involved with direct patient care	Doses given	
			No.	%		No.	%		No.	%		No.	%		No.	%
R1J	THE GLOUCESTERSHIRE CARE SERVICES NATIONAL HEALTH SERVICE TRUST	2090	807	38.6	43	35	81.4	924	286	31.0	486	176	36.2	637	310	48.7
RBB	ROYAL NATIONAL HOSPITAL FOR RHEUMATIC DISEASES NHS FOUNDATION TRUST	128	76	59.4	15	6	40.0	34	17	50.0	51	44	86.3	28	9	32.1
RD1	ROYAL UNITED HOSPITAL BATH NHS TRUST	2661	1868	70.2	489	412	84.3	1154	728	63.1	311	223	71.7	707	505	71.4
RN3	GREAT WESTERN HOSPITALS NHS FOUNDATION TRUST	4491	2351	52.3	547	289	52.8	2038	920	45.1	785	331	42.2	1121	811	72.4
RNZ	SALISBURY NHS FOUNDATION TRUST	2316	1211	52.3	373	165	44.2	963	386	40.1	345	207	60.0	635	453	71.3
RTE	GLOUCESTERSHIRE HOSPITALS NHS FOUNDATION TRUST	6081	2646	43.5	823	362	44.0	2178	1154	53.0	925	498	53.8	2155	632	29.3
RTQ	2GETHER NHS FOUNDATION TRUST	1394	717	51.4	107	43	40.2	617	409	66.3	287	119	41.5	383	146	38.1
RVN	AVON AND WILTSHIRE MENTAL HEALTH PARTNERSHIP NHS TRUST	3078	1378	44.8	299	164	54.9	1199	327	27.3	526	344	65.4	1054	543	51.5
ATQ65	BRISTOL, NORTH SOMERSET, SOMERSET AND SOUTH GLOUCESTERSHIRE AREA TEAM	6422	3549	55.3	1238	787	63.6	1516	852	56.2	448	241	53.8	3220	1669	51.8
RA3	WESTON AREA HEALTH NHS TRUST	1467	889	60.6	215	141	65.6	532	285	53.6	139	119	85.6	581	344	59.2
RA4	YEOVIL DISTRICT HOSPITAL NHS FOUNDATION TRUST	1860	834	44.8	255	124	48.6	643	292	45.4	164	106	64.6	798	312	39.1

Seasonal Influenza Vaccine Uptake amongst Frontline Healthcare Workers (HCWs)
in England Winter season 2013/14

Org code	Org name	All HCWs involved in direct patient care			All doctors (including GPs)			All qualified nurses (including GP practice nurses)			All other professionally qualified clinical staff			All support staff		
		No. involved with direct patient care	Doses given		No. involved with direct patient care	Doses given		No. involved with direct patient care	Doses given		No. involved with direct patient care	Doses given		No. involved with direct patient care	Doses given	
			No.	%		No.	%		No.	%		No.	%		No.	%
RA7	UNIVERSITY HOSPITALS BRISTOL NHS FOUNDATION TRUST	6128	3445	56.2	1066	611	57.3	2395	1104	46.1	1270	569	44.8	1397	1161	83.1
RBA	TAUNTON AND SOMERSET NHS FOUNDATION TRUST	2564	1223	47.7	461	236	51.2	1121	416	37.1	387	208	53.8	595	363	61.0
RH5	SOMERSET PARTNERSHIP NHS FOUNDATION TRUST	2701	1134	42.0	93	28	30.1	1179	283	24.0	554	260	46.9	875	563	64.3
RVJ	NORTH BRISTOL NHS TRUST	8253	3381	41.0	896	434	48.4	2725	1085	39.8	1317	561	42.6	3315	1301	39.3
ATQ66	DEVON, CORNWALL AND ISLES OF SCILLY AREA TEAM	8215	3656	44.5	1392	853	61.3	2306	915	39.7	245	142	58.0	4272	1746	40.9
R1G	TORBAY AND SOUTHERN DEVON HEALTH AND CARE NHS TRUST	1825	553	30.3	19	3	15.8	606	154	25.4	372	166	44.6	828	230	27.8
RA9	SOUTH DEVON HEALTHCARE NHS FOUNDATION TRUST	3167	1279	40.4	496	188	37.9	1021	367	36.0	536	228	42.5	1114	496	44.5
RBZ	NORTHERN DEVON HEALTHCARE NHS TRUST	3135	1351	43.1	286	125	43.7	1319	414	31.4	609	269	44.2	921	543	59.0
REF	ROYAL CORNWALL HOSPITALS NHS TRUST	3594	1576	43.9	629	342	54.4	1450	605	41.7	622	266	42.8	893	363	40.7
RH8	ROYAL DEVON AND EXETER NHS FOUNDATION TRUST	5347	2294	42.9	731	345	47.2	1767	736	41.7	763	390	51.1	2086	823	39.5
RJ8	CORNWALL PARTNERSHIP NHS FOUNDATION TRUST	1427	434	30.4	74	45	60.8	652	209	32.1	233	68	29.2	468	112	23.9

Seasonal Influenza Vaccine Uptake amongst Frontline Healthcare Workers (HCWs)
in England Winter season 2013/14

Org code	Org name	All HCWs involved in direct patient care			All doctors (including GPs)			All qualified nurses (including GP practice nurses)			All other professionally qualified clinical staff			All support staff		
		No. involved with direct patient care	Doses given		No. involved with direct patient care	Doses given		No. involved with direct patient care	Doses given		No. involved with direct patient care	Doses given		No. involved with direct patient care	Doses given	
			No.	%		No.	%		No.	%		No.	%		No.	%
RK9	PLYMOUTH HOSPITALS NHS TRUST	4562	2618	57.4	1113	458	41.2	1804	810	44.9	630	345	54.8	1015	1005	99.0
RWV	DEVON PARTNERSHIP NHS TRUST	1588	762	48.0	158	54	34.2	690	220	31.9	292	135	46.2	448	353	78.8
RYF	SOUTH WESTERN AMBULANCE SERVICE NHS TRUST	2508	1665	66.4	0	0	0.0	0	0	0.0	2508	1665	66.4	0	0	0.0
ATQ67	KENT AND MEDWAY AREA TEAM	3206	1607	50.1	587	317	54.0	805	377	46.8	325	131	40.3	1489	782	52.5
RN7	DARTFORD AND GRAVESHAM NHS TRUST	2313	1691	73.1	325	211	64.9	1014	687	67.8	299	203	67.9	675	590	87.4
RPA	MEDWAY NHS FOUNDATION TRUST	2659	1384	52.0	476	204	42.9	1209	564	46.7	262	181	69.1	712	435	61.1
RVV	EAST KENT HOSPITALS UNIVERSITY NHS FOUNDATION TRUST	5630	2814	50.0	878	445	50.7	2301	1013	44.0	737	610	82.8	1714	746	43.5
RWF	MAIDSTONE AND TUNBRIDGE WELLS NHS TRUST	4598	2147	46.7	680	262	38.5	1539	631	41.0	733	343	46.8	1646	911	55.4
RXY	KENT AND MEDWAY NHS AND SOCIAL CARE PARTNERSHIP TRUST	2442	1022	41.9	182	67	36.8	861	311	36.1	385	233	60.5	1014	411	40.5
RYD	SOUTH EAST COAST AMBULANCE SERVICE NHS TRUST	2888	1405	48.6	0	0	0.0	0	0	0.0	2401	1105	46.0	487	300	61.6
RYY	KENT COMMUNITY HEALTH NHS TRUST	4088	1882	46.0	89	40	44.9	1691	592	35.0	794	479	60.3	1514	771	50.9

Seasonal Influenza Vaccine Uptake amongst Frontline Healthcare Workers (HCWs)
in England Winter season 2013/14

Org code	Org name	All HCWs involved in direct patient care			All doctors (including GPs)			All qualified nurses (including GP practice nurses)			All other professionally qualified clinical staff			All support staff		
		No. involved with direct patient care	Doses given		No. involved with direct patient care	Doses given		No. involved with direct patient care	Doses given		No. involved with direct patient care	Doses given		No. involved with direct patient care	Doses given	
			No.	%		No.	%		No.	%		No.	%		No.	%
ATQ68	SURREY AND SUSSEX AREA TEAM	9491	4697	49.5	1981	1082	54.6	2457	1060	43.1	855	428	50.1	4198	2127	50.7
RA2	ROYAL SURREY COUNTY HOSPITAL NHS FOUNDATION TRUST	2198	911	41.4	433	191	44.1	969	363	37.5	532	267	50.2	264	90	34.1
RDR	SUSSEX COMMUNITY NHS TRUST	4054	1755	43.3	86	40	46.5	1435	749	52.2	894	348	38.9	1639	618	37.7
RDU	FRIMLEY PARK HOSPITAL NHS FOUNDATION TRUST	4433	2518	56.8	529	228	43.1	1427	862	60.4	487	316	64.9	1990	1112	55.9
RPC	QUEEN VICTORIA HOSPITAL NHS FOUNDATION TRUST	939	516	55.0	135	54	40.0	224	129	57.6	130	75	57.7	450	258	57.3
RTK	ASHFORD AND ST PETER'S HOSPITALS NHS FOUNDATION TRUST	2340	1198	51.2	454	214	47.1	1001	447	44.7	363	196	54.0	522	341	65.3
RTP	SURREY AND SUSSEX HEALTHCARE NHS TRUST	3010	1774	58.9	499	197	39.5	1077	578	53.7	363	155	42.7	1071	844	78.8
RX2	SUSSEX PARTNERSHIP NHS FOUNDATION TRUST	2676	998	37.3	466	156	33.5	959	372	38.8	286	117	40.9	965	353	36.6
RXC	EAST SUSSEX HEALTHCARE NHS TRUST	5274	2457	46.6	603	243	40.3	2166	935	43.2	807	336	41.6	1698	943	55.5
RXH	BRIGHTON AND SUSSEX UNIVERSITY HOSPITALS NHS TRUST	5561	3001	54.0	1033	389	37.7	2443	915	37.5	593	373	62.9	1492	1324	88.7
RXX	SURREY AND BORDERS PARTNERSHIP NHS FOUNDATION TRUST	1767	564	31.9	179	58	32.4	625	190	30.4	407	168	41.3	556	148	26.6
RYR	WESTERN SUSSEX HOSPITALS NHS TRUST	4880	1945	39.9	755	302	40.0	2004	732	36.5	776	367	47.3	1345	544	40.5

Seasonal Influenza Vaccine Uptake amongst Frontline Healthcare Workers (HCWs)
in England Winter season 2013/14

Org code	Org name	All HCWs involved in direct patient care			All doctors (including GPs)			All qualified nurses (including GP practice nurses)			All other professionally qualified clinical staff			All support staff		
		No. involved with direct patient care	Doses given		No. involved with direct patient care	Doses given		No. involved with direct patient care	Doses given		No. involved with direct patient care	Doses given		No. involved with direct patient care	Doses given	
			No.	%		No.	%		No.	%		No.	%		No.	%
ATQ69	THAMES VALLEY AREA TEAM	4568	2958	64.8	1233	853	69.2	772	563	72.9	48	38	79.2	2515	1504	59.8
RD7	HEATHERWOOD AND WEXHAM PARK HOSPITALS NHS FOUNDATION TRUST	3145	1329	42.3	500	217	43.4	1193	443	37.1	400	351	87.8	1052	318	30.2
RHW	ROYAL BERKSHIRE NHS FOUNDATION TRUST	4139	2117	51.1	714	328	45.9	1788	873	48.8	472	273	57.8	1165	643	55.2
RNU	OXFORD HEALTH NHS FOUNDATION TRUST	4393	2459	56.0	204	192	94.1	1878	856	45.6	1277	647	50.7	1034	764	73.9
RTH	OXFORD UNIVERSITY HOSPITALS NHS TRUST	9266	6150	66.4	2169	1626	75.0	3360	2011	59.9	1506	1107	73.5	2231	1406	63.0
RWX	BERKSHIRE HEALTHCARE NHS FOUNDATION TRUST	3125	1561	50.0	190	126	66.3	1279	622	48.6	738	450	61.0	918	363	39.5
RXQ	BUCKINGHAMSHIRE HEALTHCARE NHS TRUST	4390	3355	76.4	624	389	62.3	1919	1343	70.0	760	646	85.0	1087	977	89.9
RYE	SOUTH CENTRAL AMBULANCE SERVICE NHS TRUST	2001	770	38.5	3	2	66.7	52	36	69.2	1147	417	36.4	799	315	39.4
ATQ70	WESSEX AREA TEAM	3473	2200	63.3	1264	838	66.3	937	589	62.9	153	98	64.1	1119	675	60.3
R1C	SOLENT NHS TRUST	2854	1533	53.7	203	78	38.4	1055	530	50.2	721	361	50.1	875	564	64.5
R1F	ISLE OF WIGHT NHS TRUST	2655	1038	39.1	232	96	41.4	929	322	34.7	426	178	41.8	1068	442	41.4

Seasonal Influenza Vaccine Uptake amongst Frontline Healthcare Workers (HCWs)
in England Winter season 2013/14

Org code	Org name	All HCWs involved in direct patient care			All doctors (including GPs)			All qualified nurses (including GP practice nurses)			All other professionally qualified clinical staff			All support staff		
		No. involved with direct patient care	Doses given		No. involved with direct patient care	Doses given		No. involved with direct patient care	Doses given		No. involved with direct patient care	Doses given		No. involved with direct patient care	Doses given	
			No.	%		No.	%		No.	%		No.	%		No.	%
RBD	DORSET COUNTY HOSPITAL NHS FOUNDATION TRUST	2287	1200	52.5	340	187	55.0	729	404	55.4	247	174	70.5	971	435	44.8
RD3	POOLE HOSPITAL NHS FOUNDATION TRUST	3247	1649	50.8	481	227	47.2	1067	535	50.1	562	336	59.8	1137	551	48.5
RDY	DORSET HEALTHCARE UNIVERSITY NHS FOUNDATION TRUST	4944	1368	27.7	210	60	28.6	1713	480	28.0	633	257	40.6	2388	571	23.9
RDZ	THE ROYAL BOURNEMOUTH AND CHRISTCHURCH HOSPITALS NHS FOUNDATION TRUST	3697	1647	44.5	594	251	42.3	1403	595	42.4	551	303	55.0	1149	498	43.3
RHM	UNIVERSITY HOSPITAL SOUTHAMPTON NHS FOUNDATION TRUST	7950	4111	51.7	1564	687	43.9	3248	1593	49.1	1190	586	49.2	1948	1245	63.9
RHU	PORTSMOUTH HOSPITALS NHS TRUST	5896	3529	59.9	852	516	60.6	2100	1351	64.3	957	296	30.9	1987	1366	68.8
RN5	HAMPSHIRE HOSPITALS NHS FOUNDATION TRUST	4257	2786	65.4	687	387	56.3	1706	914	53.6	702	439	62.5	1162	1046	90.0
RW1	SOUTHERN HEALTH NHS FOUNDATION TRUST	7860	2214	28.2	349	96	27.5	2067	616	29.8	1021	809	79.2	4423	693	15.7
ATQ71	LONDON AREA TEAM HEALTH CARE WORKERS															
R1H	BARTS HEALTH NHS TRUST	10383	3974	38.3	2172	969	44.6	4666	1461	31.3	1564	871	55.7	1981	673	34.0
RAL	ROYAL FREE LONDON NHS FOUNDATION TRUST	4211	2112	50.2	858	373	43.5	1549	592	38.2	833	416	49.9	971	731	75.3

Seasonal Influenza Vaccine Uptake amongst Frontline Healthcare Workers (HCWs)
in England Winter season 2013/14

Org code	Org name	All HCWs involved in direct patient care			All doctors (including GPs)			All qualified nurses (including GP practice nurses)			All other professionally qualified clinical staff			All support staff		
		No. involved with direct patient care	Doses given		No. involved with direct patient care	Doses given		No. involved with direct patient care	Doses given		No. involved with direct patient care	Doses given		No. involved with direct patient care	Doses given	
			No.	%		No.	%		No.	%		No.	%		No.	%
RAN	ROYAL NATIONAL ORTHOPAEDIC HOSPITAL NHS TRUST	1262	409	32.4	150	66	44.0	441	114	25.9	287	94	32.8	384	135	35.2
RAP	NORTH MIDDLESEX UNIVERSITY HOSPITAL NHS TRUST	1939	1037	53.5	419	204	48.7	781	328	42.0	193	166	86.0	546	339	62.1
RAS	THE HILLINGDON HOSPITALS NHS FOUNDATION TRUST	2206	1187	53.8	360	161	44.7	814	491	60.3	295	165	55.9	737	370	50.2
RAT	NORTH EAST LONDON NHS FOUNDATION TRUST	5237	1002	19.1	264	74	28.0	1903	371	19.5	898	283	31.5	2172	274	12.6
RAX	KINGSTON HOSPITAL NHS TRUST	2332	1294	55.5	427	241	56.4	883	453	51.3	326	182	55.8	696	418	60.1
RC3	EALING HOSPITAL NHS TRUST	3598	1265	35.2	542	284	52.4	1343	427	31.8	479	233	48.6	1234	321	26.0
RF4	BARKING, HAVERING AND REDBRIDGE UNIVERSITY HOSPITALS NHS TRUST	4319	1784	41.3	883	266	30.1	1978	607	30.7	537	245	45.6	921	666	72.3
RFW	WEST MIDDLESEX UNIVERSITY HOSPITAL NHS TRUST	1602	1150	71.8	361	337	93.4	684	404	59.1	144	107	74.3	413	302	73.1
RJ1	GUY'S AND ST THOMAS' NHS FOUNDATION TRUST	10489	4941	47.1	2723	1077	39.6	4428	2118	47.8	2166	968	44.7	1172	778	66.4
RJ2	LEWISHAM AND GREENWICH NHS TRUST	4388	2158	49.2	836	501	59.9	2058	760	36.9	540	375	69.4	954	522	54.7
RJ6	CROYDON HEALTH SERVICES NHS TRUST	2467	1217	49.3	476	259	54.4	1087	523	48.1	459	225	49.0	445	210	47.2
RJ7	ST GEORGE'S HEALTHCARE NHS TRUST	6453	2834	43.9	1286	548	42.6	2686	1258	46.8	1370	519	37.9	1111	509	45.8
RJZ	KING'S COLLEGE HOSPITAL NHS FOUNDATION TRUST	7546	2244	29.7	1989	577	29.0	3571	1109	31.1	814	335	41.2	1172	223	19.0

Seasonal Influenza Vaccine Uptake amongst Frontline Healthcare Workers (HCWs)
in England Winter season 2013/14

Org code	Org name	All HCWs involved in direct patient care			All doctors (including GPs)			All qualified nurses (including GP practice nurses)			All other professionally qualified clinical staff			All support staff		
		No. involved with direct patient care	Doses given		No. involved with direct patient care	Doses given		No. involved with direct patient care	Doses given		No. involved with direct patient care	Doses given		No. involved with direct patient care	Doses given	
			No.	%		No.	%		No.	%		No.	%		No.	%
RKE	THE WHITTINGTON HOSPITAL NHS TRUST	2694	2037	75.6	472	399	84.5	1245	690	55.4	774	753	97.3	203	195	96.1
RKL	WEST LONDON MENTAL HEALTH NHS TRUST	2331	894	38.4	238	84	35.3	1038	258	24.9	207	107	51.7	848	445	52.5
RNK	TAVISTOCK AND PORTMAN NHS FOUNDATION TRUST	542	142	26.2	58	28	48.3	16	2	12.5	286	65	22.7	182	47	25.8
RP4	GREAT ORMOND STREET HOSPITAL FOR CHILDREN NHS FOUNDATION TRUST	3474	1384	39.8	545	240	44.0	1244	515	41.4	651	362	55.6	1034	267	25.8
RP6	MOORFIELDS EYE HOSPITAL NHS FOUNDATION TRUST	1404	487	34.7	387	55	14.2	357	158	44.3	339	92	27.1	321	182	56.7
RPG	OXLEAS NHS FOUNDATION TRUST	2912	603	20.7	192	42	21.9	1269	223	17.6	665	134	20.2	786	204	26.0
RPY	THE ROYAL MARSDEN NHS FOUNDATION TRUST	2705	1333	49.3	383	192	50.1	1179	504	42.8	788	326	41.4	355	311	87.6
RQM	CHELSEA AND WESTMINSTER HOSPITAL NHS FOUNDATION TRUST	2897	1751	60.4	656	376	57.3	1109	584	52.7	440	267	60.7	692	524	75.7
RQX	HOMERTON UNIVERSITY HOSPITAL NHS FOUNDATION TRUST	3189	1311	41.1	485	301	62.1	1173	383	32.7	578	316	54.7	953	311	32.6
RQY	SOUTH WEST LONDON AND ST GEORGE'S MENTAL HEALTH NHS TRUST	1691	415	24.5	273	65	23.8	627	205	32.7	791	145	18.3	0	0	0.0
RRP	BARNET, ENFIELD AND HARINGEY MENTAL HEALTH NHS TRUST	2043	509	24.9	227	49	21.6	815	180	22.1	449	142	31.6	552	138	25.0
RRU	LONDON AMBULANCE SERVICE NHS TRUST	2995	1407	47.0	0	0	0.0	0	0	0.0	2995	1407	47.0	0	0	0.0
RRV	UNIVERSITY COLLEGE LONDON HOSPITALS NHS FOUNDATION TRUST	6768	3073	45.4	1332	660	49.6	2582	1052	40.7	1307	560	42.9	1547	801	51.8

Seasonal Influenza Vaccine Uptake amongst Frontline Healthcare Workers (HCWs)
in England Winter season 2013/14

Org code	Org name	All HCWs involved in direct patient care			All doctors (including GPs)			All qualified nurses (including GP practice nurses)			All other professionally qualified clinical staff			All support staff		
		No. involved with direct patient care	Doses given		No. involved with direct patient care	Doses given		No. involved with direct patient care	Doses given		No. involved with direct patient care	Doses given		No. involved with direct patient care	Doses given	
			No.	%		No.	%		No.	%		No.	%		No.	%
RT3	ROYAL BROMPTON AND HAREFIELD NHS FOUNDATION TRUST	2342	1183	50.5	449	181	40.3	1236	441	35.7	381	381	100.0	276	180	65.2
RV3	CENTRAL AND NORTH WEST LONDON NHS FOUNDATION TRUST	4573	1747	38.2	552	183	33.2	1974	643	32.6	1077	364	33.8	970	557	57.4
RV5	SOUTH LONDON AND MAUDSLEY NHS FOUNDATION TRUST	3475	832	23.9	465	125	26.9	1382	387	28.0	911	230	25.3	717	90	12.6
RV8	NORTH WEST LONDON HOSPITALS NHS TRUST	4455	1436	32.2	827	305	36.9	1644	388	23.6	621	234	37.7	1363	509	37.3
RVL	BARNET AND CHASE FARM HOSPITALS NHS TRUST	3097	947	30.6	677	198	29.3	1945	546	28.1	475	203	42.7	0	0	0.0
RVR	EPSOM AND ST HELIER UNIVERSITY HOSPITALS NHS TRUST	3682	1992	54.1	628	392	62.4	1542	732	47.5	452	308	68.1	1060	560	52.8
RWK	EAST LONDON NHS FOUNDATION TRUST	3395	631	18.6	324	57	17.6	1090	156	14.3	643	147	22.9	1338	271	20.3
RY9	HOUNSLOW AND RICHMOND COMMUNITY HEALTHCARE NHS TRUST	737	394	53.5	9	6	66.7	297	139	46.8	285	104	36.5	146	145	99.3
RYJ	IMPERIAL COLLEGE HEALTHCARE NHS TRUST	7709	3687	47.8	1951	962	49.3	3220	1159	36.0	1331	506	38.0	1207	1060	87.8
RYX	CENTRAL LONDON COMMUNITY HEALTHCARE NHS TRUST	2483	746	30.0	76	15	19.7	1066	258	24.2	645	236	36.6	696	237	34.1
TAF	CAMDEN & ISLINGTON MENTAL HEALTH AND SOCIAL CARE TRUST (Trust based)	1121	440	39.3	132	37	28.0	388	95	24.5	217	135	62.2	384	173	45.1

Appendix F

Table 4

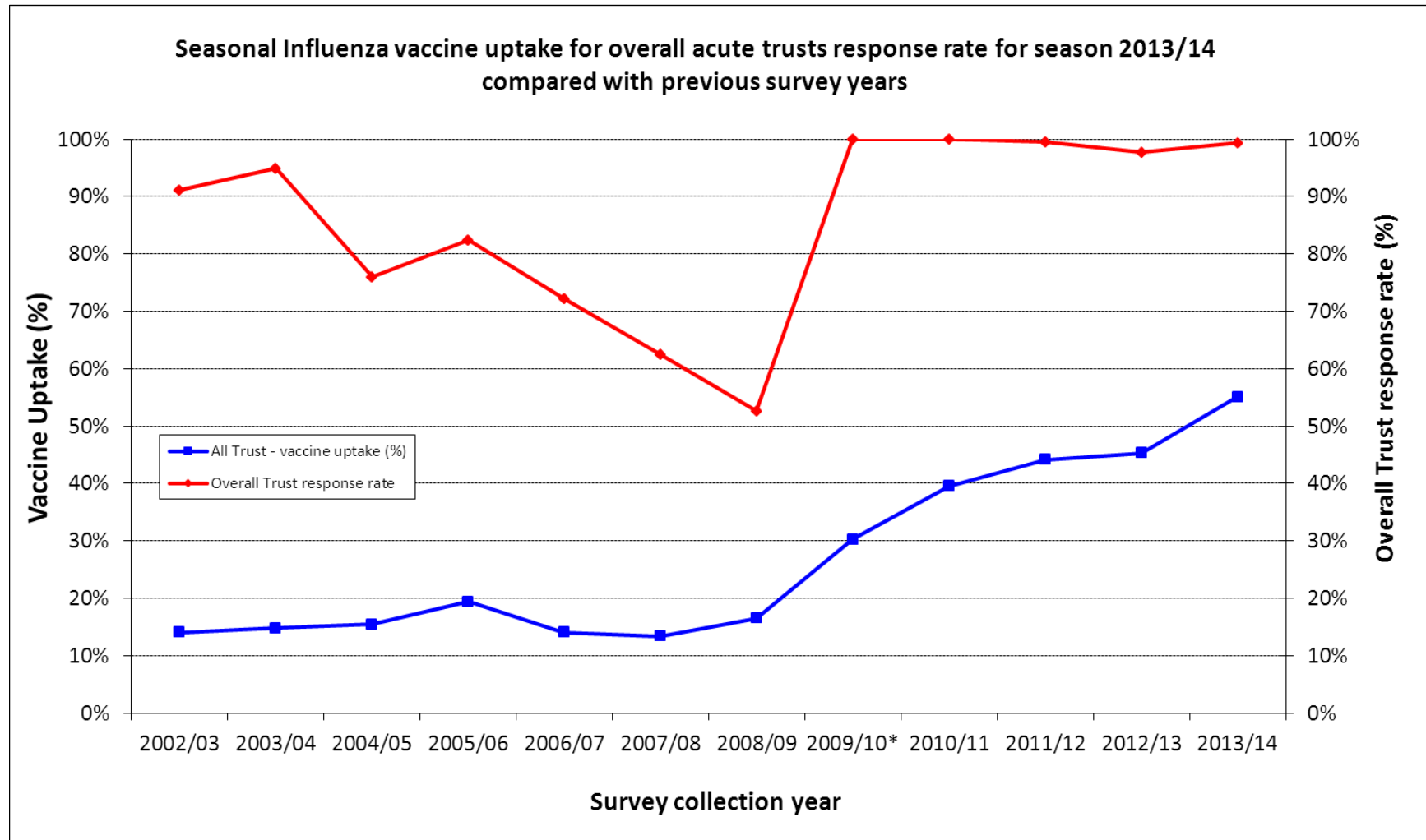
Seasonal influenza vaccine uptake for acute trusts only for season 2013/14 compared with previous survey years

Survey collection year	2002/03	2003/04	2004/05	2005/06	2006/07	2007/08	2008/09	2009/10*	2010/11	2011/12	2012/13	2013/14**
Overall trust response rate (%)	91.1	94.9	76.0	82.4	72.2	62.5	52.6	100	100	99.5	97.7	99.3
Acute NHS trust – vaccine uptake (%)	14.0	14.8	15.4	19.4	14.0	13.4	16.5	30.2	39.5	44.1	45.3	55.1

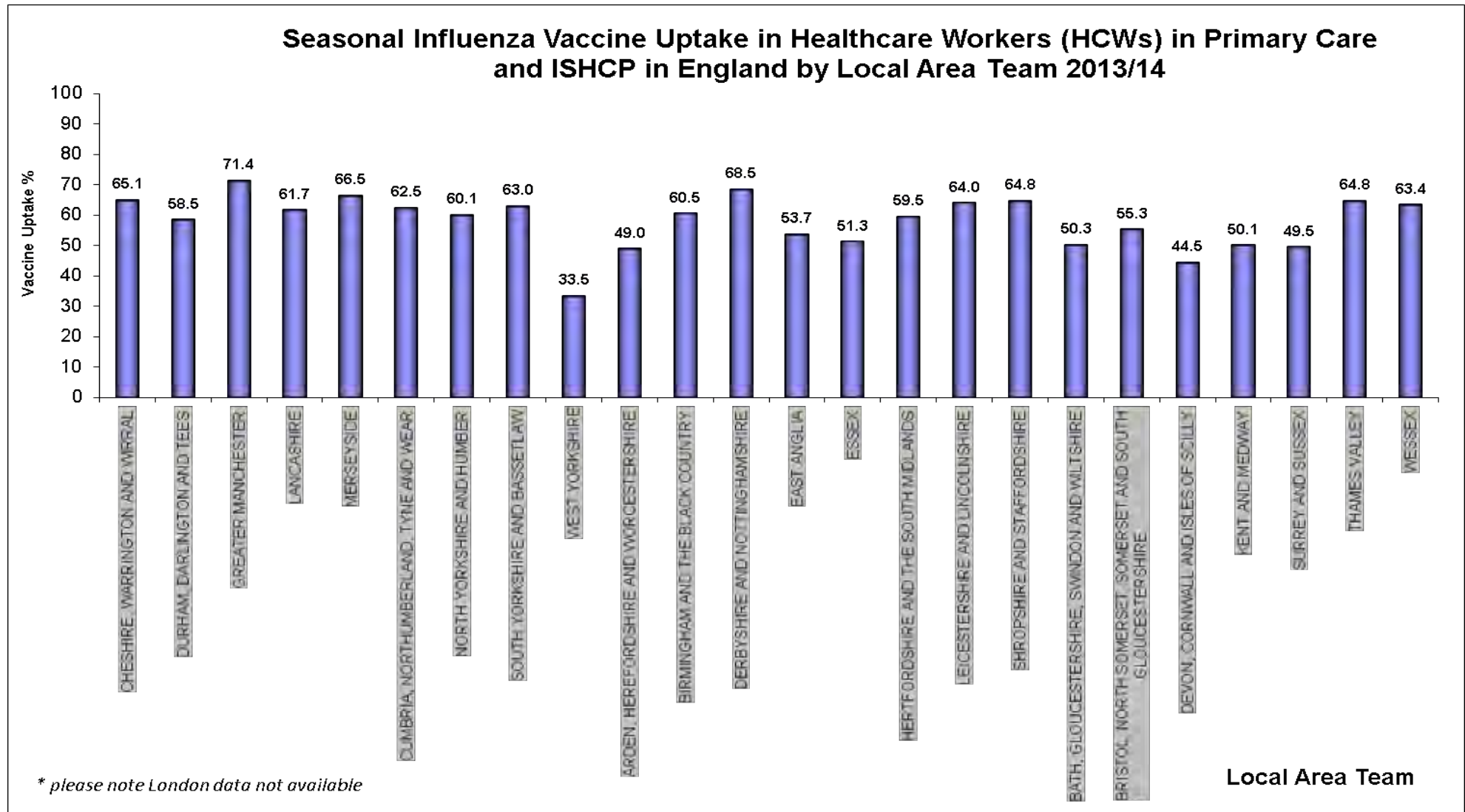
* Note: Pandemic year in which the HCWs vaccine uptake survey was expanded to include other trusts such as ambulance, mental health and primary care trusts.

** Data provided are from acute, care, community, foundation, and mental health trusts (excludes ambulance trust and area teams).

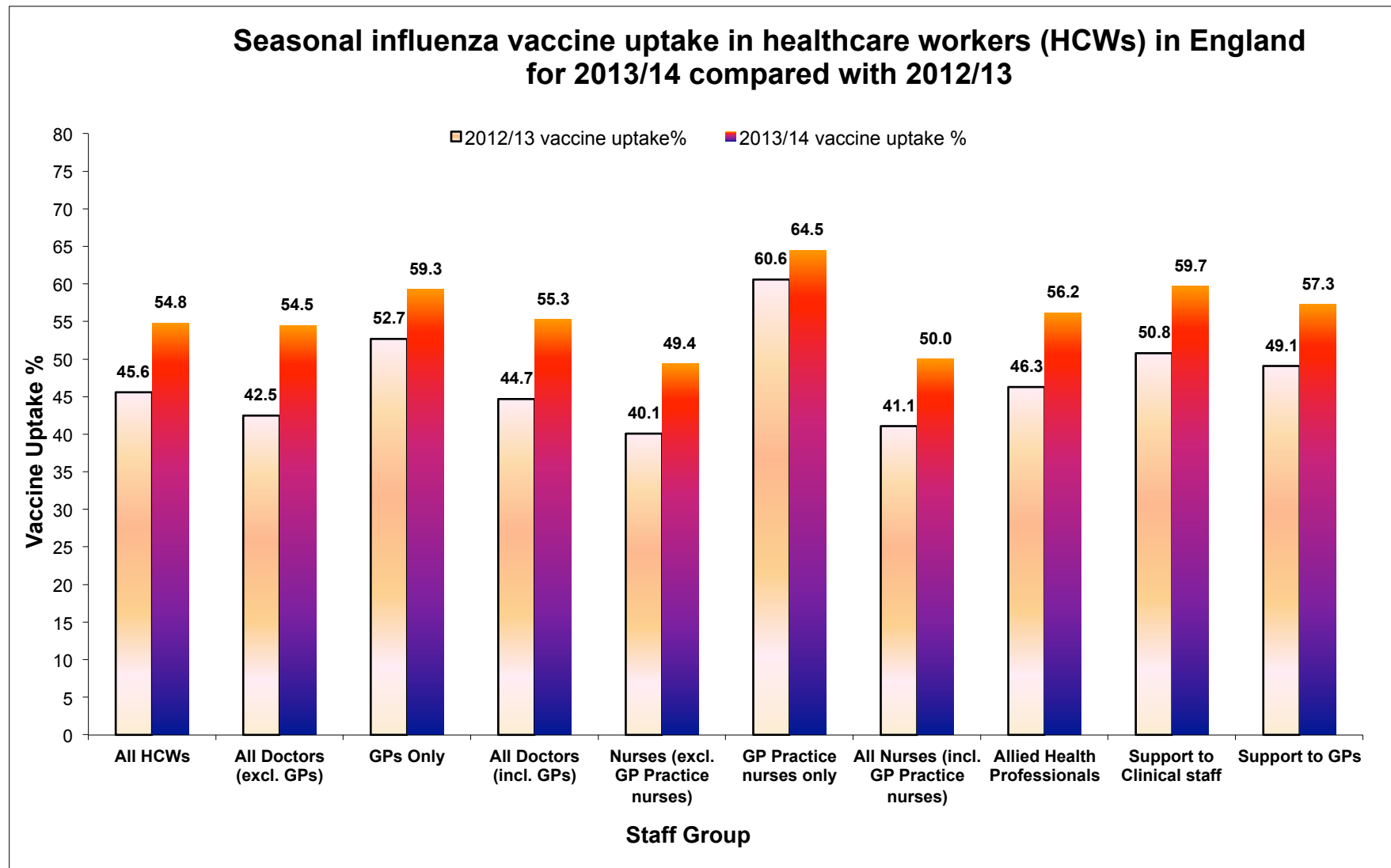
Graph 1



Graph 2



Graph 3



Graph 4

