

Adult Short Breaks Activity

**Cumulative 12 month position
(April 16 - March 17)**

Table of Contents

<i>Total Hours of Short Break Adults Receive, April 16 – March 17.....</i>	<i>4</i>
<i>Total Hours by Type of Short Break Adults Receive, April 16 – March 17.....</i>	<i>5</i>
<i>Total Hours of Short Break – ‘Other’</i>	<i>9</i>
<i>Total Number of Adult Carers, QE March 17.....</i>	<i>10</i>
<i>Analysis of Average hours delivered in 2016/17 by Client by Type by Trust.....</i>	<i>12</i>
<i>High Level Analysis – Hours of Short Break delivered (3 year period)</i>	<i>13</i>
<i>Analysis of Hours of Short Break delivered by POC/ Type of Care (3 year period)</i>	<i>14</i>
<i>High Level Analysis – Number of Adult Carers at QE March 16 v QE March 17.....</i>	<i>18</i>
<i>Appendices.....</i>	<i>19</i>

Introduction

This report provides details on **all the adult short break activity** that Trusts provide in respect of all programmes of care. Activity will be recorded separately by Programme of Care on the **number of adults** receiving short breaks and the **hours of short break** provided.

Short Break Care – Short break care is defined as the provision of regular, occasional or emergency but time limited breaks to those who are caring for others. It is any activity or service of limited duration designed to provide a break for the persons cared for and their carer from the usual commitment. Such a break can be provided on a regular basis over a long term.

The activity or service seeks to ensure a positive experience for both parties and can be provided on a planned or emergency basis. The distinctive feature of short break care is that it provides time-limited breaks for families and other unpaid care givers in order to support and maintain the primary care giving relationship.

Short break care comes in different forms that are suitable for various needs. The needs of those who access short break are often complex and varied. It is crucial that these needs, together with the reasonable wishes/choices of those who use it, are catered for if the service is to derive maximum benefit from the available funding.

Short Break Care Duration – The duration of short break care depends on individual circumstances and can vary depending on the form of short break care and the setting in which it is provided. Short break care is usually short term and may extend from a few hours to a few weeks, however in some circumstances short break care can be provided on a longer term basis, e.g. weekly sitting services for short term purposes on a longer term basis. For the purposes of reporting on all the short break services provided by Trusts for carers, short break care regardless of where it is provided will be measured in a currency of **hours** and the Trust should report all hours of short break provided.

Although both the person cared for and the carer will benefit from the experience of short break care, only the hours of short break care received by the carer should be counted.

The hours of short break counted can be for one or many episodes, for any length of time and for one or more individuals.

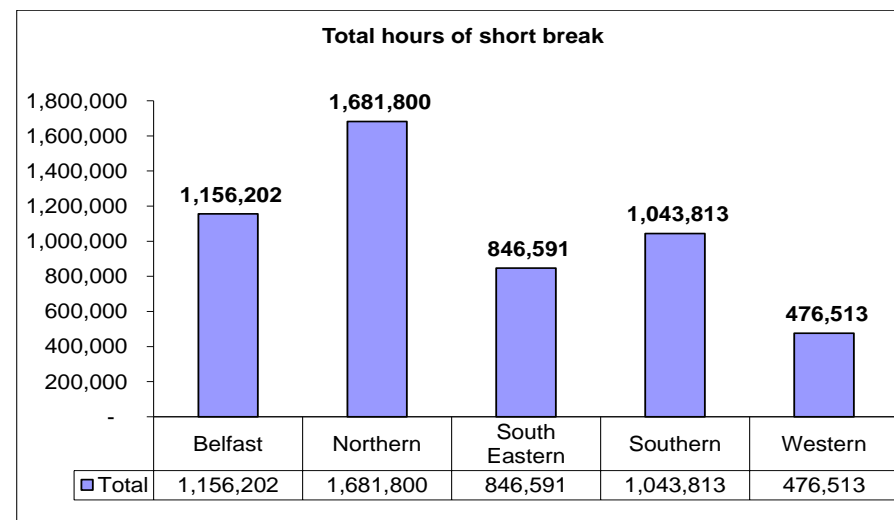
Note: The tables on Page 10 and 18 shows the number of adult carers as at March 17, as it is not possible to accurately report the number of carers who received an adult short break during the year, without double counting and inflating the figures.

In addition, a number of Trusts have submitted refinements to previous returns during 2016/17, these amendments have been reflected in the tables to follow.

Total Hours of Short Break Adults Receive, April 16 – March 17

Hours of Short Break					
Trust	Elderly (POC 4)	Mental Health (POC 5)	Learning Disability (POC 6)	Physical Disability (POC 7)	Total
Belfast	732,387	13,392	286,682	123,741	1,156,202
Northern	1,186,034	60,919	341,670	93,177	1,681,800
South Eastern	434,086	7,590	321,585	83,330	846,591
Southern	652,610	34,330	293,855	63,018	1,043,813
Western	226,399	63,485	107,172	79,456	476,513
Total	3,231,516	179,716	1,350,964	442,723	5,204,918

% Hours of Short Break					
Trust	Elderly (POC 4) %	Mental Health (POC 5) %	Learning Disability (POC 6) %	Physical Disability (POC 7) %	Total
Belfast	23%	7%	21%	28%	22%
Northern	37%	34%	25%	21%	32%
South Eastern	13%	4%	24%	19%	16%
Southern	20%	19%	22%	14%	20%
Western	7%	35%	8%	18%	9%
Total	100%	100%	100%	100%	100%



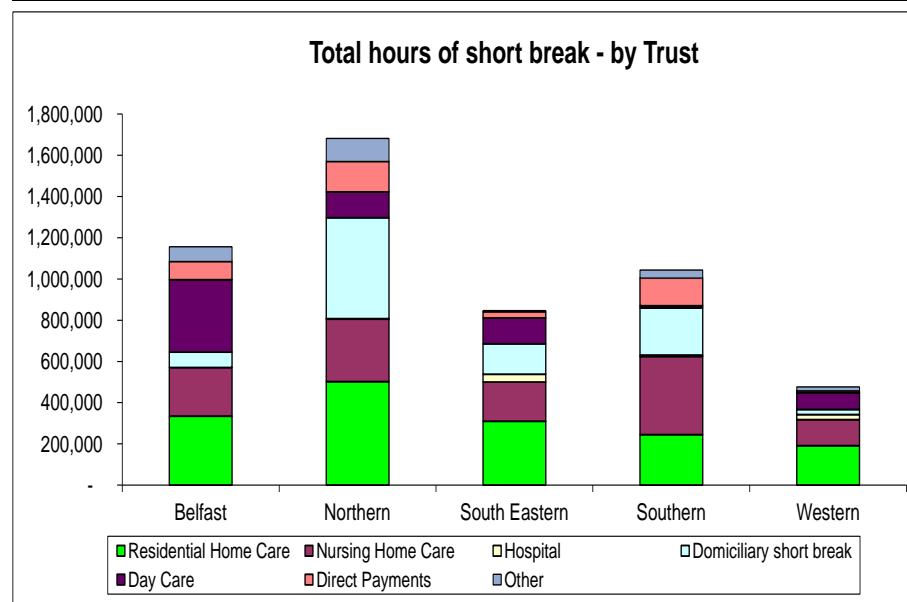
- Regionally, adults received, in totality, 5,204,918 hours of short break during the year April 16 to March 17.
- Adults in the NHSCT recorded the highest number of short break hours at 1,681,800 (32%). WHSCT the lowest at 476,513 (9%).
- Of the total hours for the year, almost 3.25 million, 62%, were to older people whilst adults within POC5 (Mental Health) received just below 180,000 of the hours (3.5%).

**Please note, figures may not add up due to rounding.*

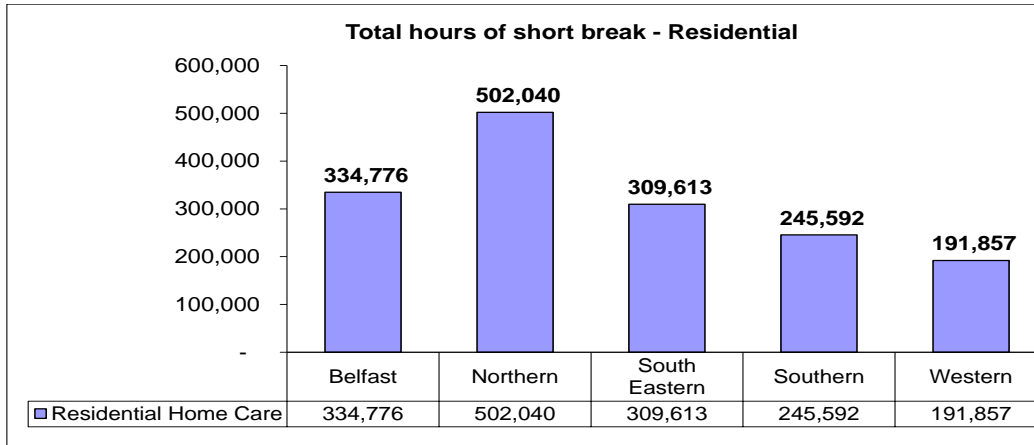
Total Hours by Type of Short Break Adults Receive, April 16 – March 17

Type of short break Adults Receive								
Trust	Residential Home Care	Nursing Home Care	Hospital	Domiciliary short break	Day Care	Direct Payments	Other	Total
Belfast	334,776	235,656	-	75,027	351,381	87,638	71,724	1,156,202
Northern	502,040	303,384	1,824	490,360	124,677	148,214	111,301	1,681,800
South Eastern	309,613	189,966	38,376	147,295	125,595	30,165	5,581	846,591
Southern	245,592	378,936	6,576	228,307	10,141	134,979	39,282	1,043,813
Western	191,857	125,352	25,200	24,402	80,697	9,902	19,102	476,513
Total	1,583,878	1,233,294	71,976	965,391	692,491	410,899	246,990	5,204,918

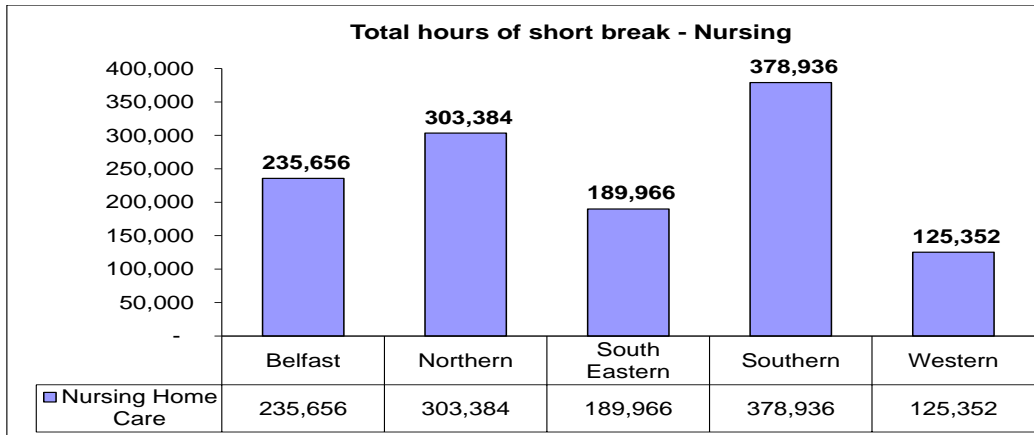
Type of short break Adults Receive								
Trust	Residential Home Care	Nursing Home Care	Hospital	Domiciliary short break	Day Care	Direct Payments	Other	Total
Belfast	21%	19%	0%	8%	51%	21%	29%	22%
Northern	32%	25%	3%	51%	18%	36%	45%	32%
South Eastern	20%	15%	53%	15%	18%	7%	2%	16%
Southern	16%	31%	9%	24%	1%	33%	16%	20%
Western	12%	10%	35%	3%	12%	2%	8%	9%
Total	100%	100%	100%	100%	100%	100%	100%	100%



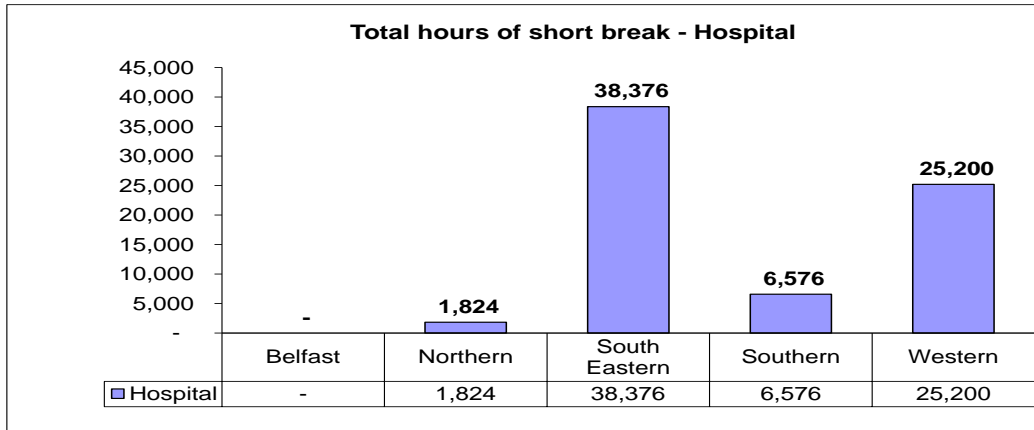
- Of the 5.2 million hours, the highest reported was for Residential Home Care at 30.4%. The highest percentage was in NHSCT at 32% compared to the WHSCT at 12%.
- Nursing Care accounted for 23.7% of hours.
- Domiciliary Care represents 18.5% of total hours delivered. Of this only 3% in WHSCT.
- Day Care represented 13% (692,491) of the total hours adults receive. Of this, over 50% were in the BHSC compared to 1% in SHSC.
- Direct Payments and the 'Other' category combined, represented 12.6% of total hours.
- 1.4% of short break hours delivered via a hospital setting.
- The 'Other' Category includes Caring Breaks, Families Matter, Mertoun Park Emergency Bed (BHSC); Share the Care, Day Sitting Service and Group Recreational (NHSCT); Alzheimer's Association, Caring Breaks and Tea Service (SEHSC); Activity Clubs, Shared Care and Enable (SHSC); Flexicare, Host Carers and Wrap Around (WHSCT).



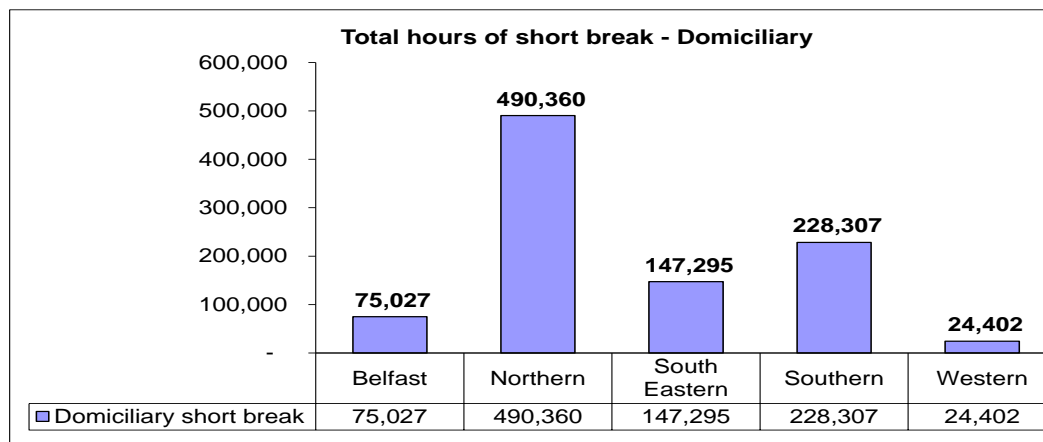
- 1,583,878 hours provided, of this, 32% in Northern Trust.



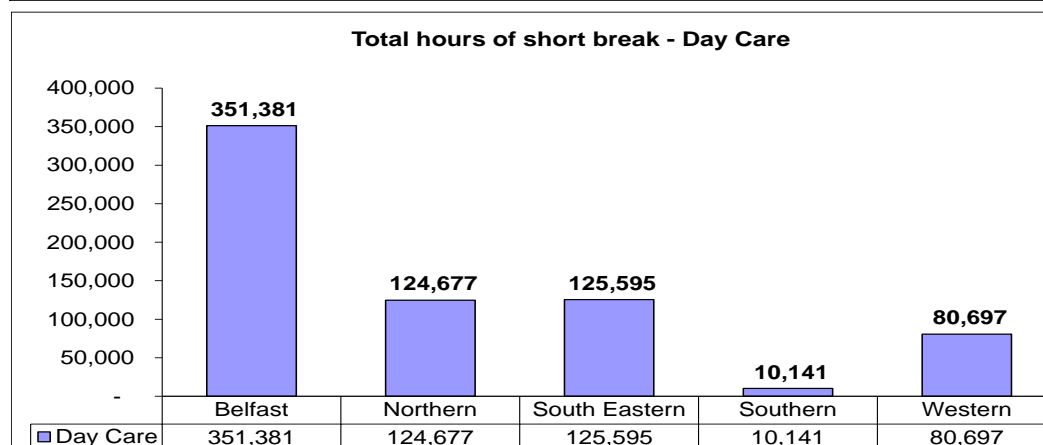
- 1,233,294 hours provided, of this, 31% in Southern Trust.



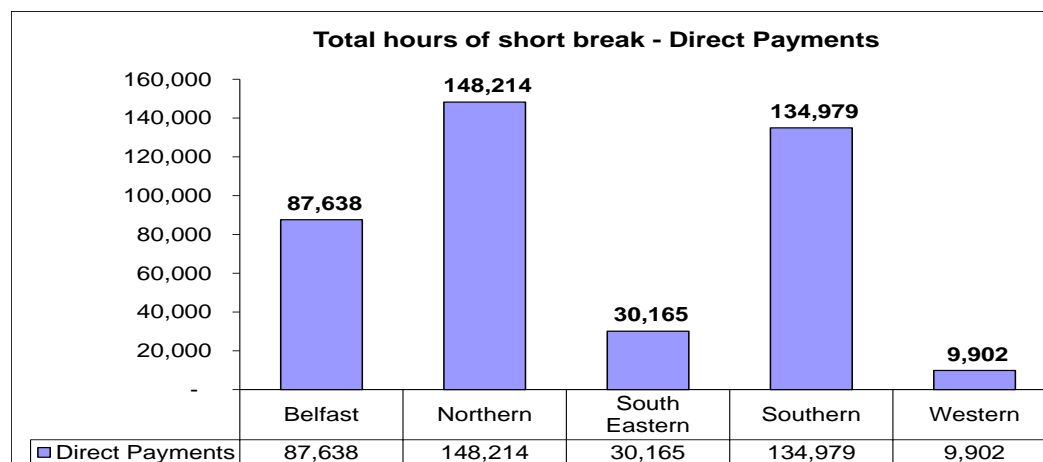
- 71,976 hours provided, of this, 53% in South Eastern Trust (Thompson House).



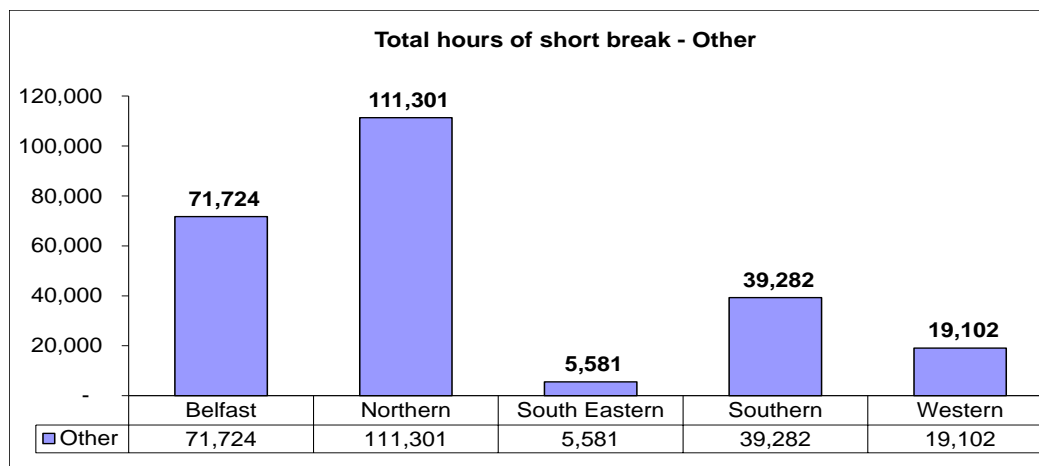
- 965,391 hours provided, of this, 51% in Northern Trust.



- 692,491 hours provided, of this, 51% in Belfast Trust.



- 410,899 hours provided. Of this, 36% in Northern Trust.



- 246,990 hours provided. Of this, 45% in Northern Trust.
- See overleaf for breakdown of the total hours of 'other' short breaks.

2016/17 Commissioning Plan Direction – Community Based Short Break Hours

The 2017/18 Commissioning Plan indicates that by 'March 2018, secure a 5% increase in the number of community based short break hours (i.e. non-residential respite) received by adults across all programmes of care.' During 2016/17, 44% of short break hours were delivered in non-residential settings, i.e. domiciliary care, day care, direct payments and other settings.

Total Hours of Short Break – ‘Other’

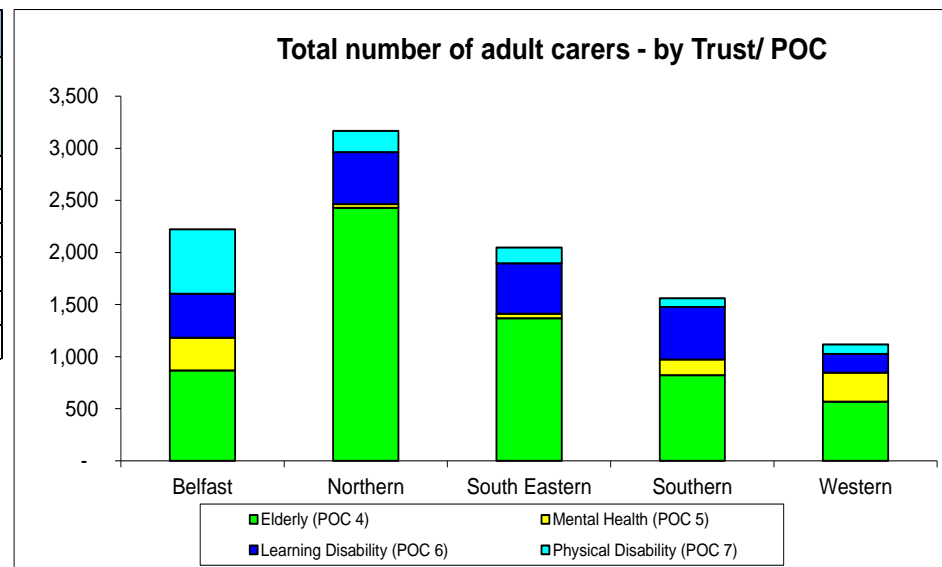
Hours of Short Break						
Trust	Type of short break Adults Receive	Elderly (POC 4)	Mental Health (POC 5)	Learning Disability (POC 6)	Physical Disability (POC 7)	Total
BHSCT	Caring Breaks Scheme - respite leisure provision	-	-	52,992	-	52,992
BHSCT	Funding for additional short breaks	-	-	2,016	-	2,016
BHSCT	Families Matter	-	-	6,662	-	6,662
BHSCT	Therapies	728	189	-	-	917
BHSCT	CAUSE	-	2,545	-	-	2,545
BHSCT	PRAXIS	-	2,320	-	-	2,320
BHSCT	Mertoun Park Emergency Bed	-	-	4,272	-	4,272
Total		728	5,054	65,942	-	71,724
NHSCT	Other - Share the Care	-	-	70,678	1,704	72,382
NHSCT	Other - Residential Home Care Day Sitting (< full day/overnight)	10,773	-	-	-	10,773
NHSCT	Other - Nursing Home Care Day Sitting (< full day/overnight)	7,509	-	-	-	7,509
NHSCT	Other - Group Recreational	16,209	-	-	4,428	20,637
Total		34,491	-	70,678	6,132	111,301
SEHSCT	Other (by sub heading if material)	-	-	-	-	-
SEHSCT	by Alzheimers association for client and carer	3,855	-	-	-	3,855
SEHSCT	Group Respite Sessions	-	-	-	-	-
SEHSCT	Caring Breaks	-	-	779	-	779
SEHSCT	Evening Respite (Centre Based)	-	-	-	-	-
SEHSCT	Tea Service	-	-	947	-	947
Total		3,855	-	1,726	-	5,581
SHSCT	Activity Clubs	1,542	-	-	-	1,542
SHSCT	Aldergrove (Supported Living)	-	-	-	-	-
SHSCT	Flexible	-	-	-	-	-
SHSCT	Shared Care	-	-	18,336	-	18,336
SHSCT	Enable	-	-	19,404	-	19,404
SHSCT	Woodlawn	-	-	-	-	-
Total		1,542	-	37,740	-	39,282
WHSCT	Host Carers	-	-	10,084	-	10,084
WHSCT	Flexicare	7,814	-	-	-	7,814
WHSCT	Sitting Service	-	-	-	-	-
WHSCT	Alzheimer's Sitting Service	-	-	-	-	-
WHSCT	Floating Support	-	-	-	-	-
WHSCT	Wrap Around	-	-	-	1,205	1,205
WHSCT	Carers' Support	-	-	-	-	-
Total		7,814	-	10,084	1,205	19,102
Regional TOTAL		48,429	5,054	186,170	7,337	246,990

Total Number of Adult Carers, QE March 17

Number of Adult Carers					
Trust	Elderly (POC 4)	Mental Health (POC 5)	Learning Disability (POC 6)	Physical Disability (POC 7)	Total
Belfast	867	314	424	618	2,223
Northern	2,428	38	498	203	3,167
South Eastern	1,369	42	485	151	2,047
Southern	821	153	503	83	1,560
Western	568	279	178	93	1,118
Total	6,053	826	2,088	1,148	10,115

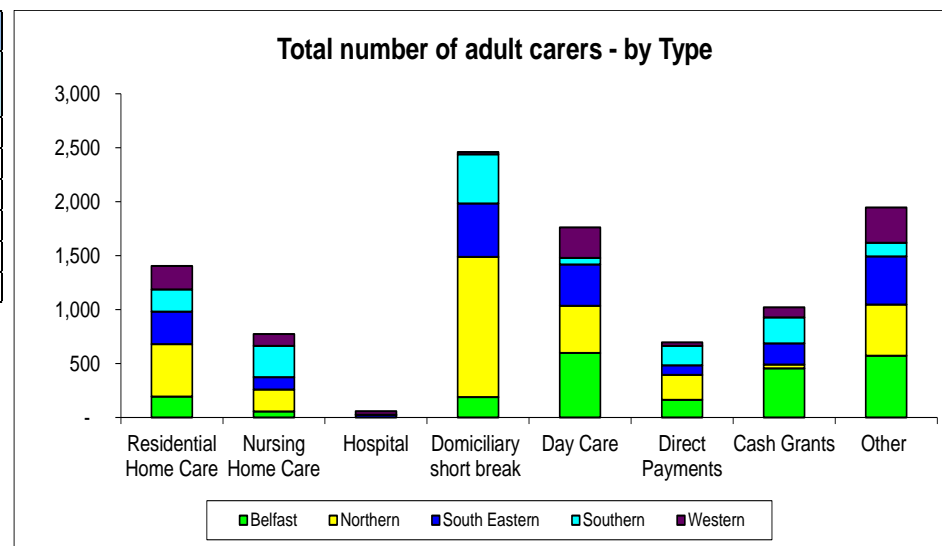
Please note that the Total figures given are for control purposes only, as there is an element of double and over counting in these figures as carers can get more than 1 form of short break during the period.

- Given the above proviso, at QE March 17, 10,115 adult carers received a short break.
- Adult carers caring for the Elderly (POC4) account for 60% of all carers, with 40% of these being in the NHSCT.



Adults Receiving Short Break									
Trust	Residential Home Care	Nursing Home Care	Hospital	Domiciliary short break	Day Care	Direct Payments	Cash Grants	Other	Total
Belfast	194	55	-	189	597	162	455	571	2,223
Northern	484	204	-	1,298	437	233	35	476	3,167
South Eastern	303	115	22	495	384	89	195	444	2,047
Southern	204	288	3	457	60	178	242	128	1,560
Western	218	110	32	20	283	34	94	327	1,118
Total	1,403	772	57	2,459	1,761	696	1,021	1,946	10,115

- Of the 10,115 adult carers who received a short break, 24.3% received domiciliary care.
- 21.5% chose residential or nursing home care for their short break.
- 17.4% (1,761) chose Day Care as a short break option.
- 17% of adult carers received a direct payment (696) or a cash grant (1021).
- 19.2% received 'other' forms of short break.

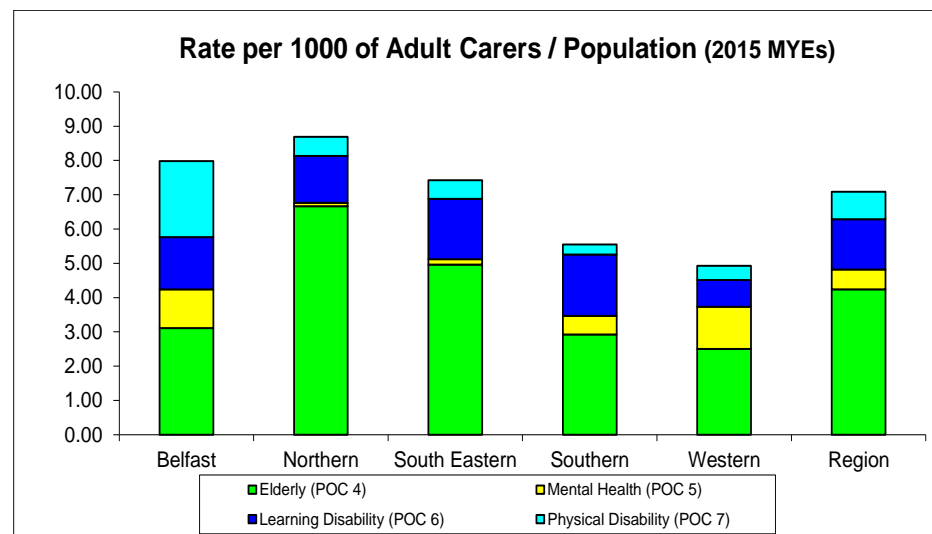


Rate per 1000 of Adult Carers/ 18+ Population (2016 MYEs)				
Trust	Elderly (POC 4)	Mental Health (POC 5)	Learning Disability (POC 6)	Physical Disability (POC 7)
Belfast	3.11	1.13	1.52	2.22
Northern	6.66	0.10	1.37	0.56
South Eastern	4.97	0.15	1.76	0.55
Southern	2.92	0.54	1.79	0.30
Western	2.50	1.23	0.78	0.41
Region	4.24	0.58	1.46	0.80

- In an attempt to establish the number of carers in receipt of Adult Short Breaks, the table above presents the number of carers as a rate per 1000 of the 18+ population. This is a proxy estimate in the absence of carer's age not known.

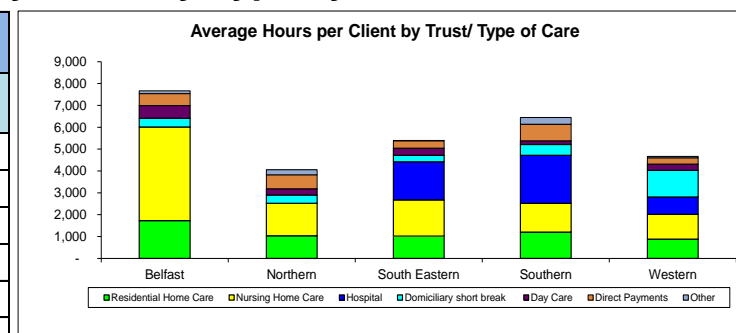
The above findings reveal that within the:

- Elderly POC, the NHSCT has the highest rate per 1000 of adult carers at 6.66 compared to 2.5 in the WHSCT
- Mental Health – applying an 18+ population to the number of carers, the WHSCT rate is 1.23 compared to 0.1 in the NHSCT.
- Learning Disability; the highest rate is within the SHSCT at 1.79, falling to 0.78 in the WHSCT.
- Within Physical Disability, the rate ranges from 2.22 in BHSCT to 0.3 in SHSCT.



Analysis of Average hours delivered in 2016/17 by Client by Type by Trust

Average hours per client								
Trust	Residential Home Care	Nursing Home Care	Hospital	Domiciliary short break	Day Care	Direct Payments	Other	Total
Belfast	1,726	4,285		397	589	541	126	654
Northern	1,037	1,487		378	285	636	234	537
South Eastern	1,022	1,652	1,744	298	327	339	13	457
Southern	1,204	1,316	2,192	500	169	758	307	792
Western	880	1,140	788	1,220	285	291	58	465
Total	1,129	1,598	1,263	393	393	590	127	572



Trust	Residential Home Care		Nursing Home Care		Hospital		Domiciliary short break		Day Care		Direct Payments		Other		Total	
	Hours	Clients	Hours	Clients	Hours	Clients	Hours	Clients	Hours	Clients	Hours	Clients	Hours	Clients	Hours	Clients
Belfast	334,776	194	235,656	55	-	-	75,027	189	351,381	597	87,638	162	71,724	571	1,156,202	1,768
Northern	502,040	484	303,384	204	1,824	-	490,360	1,298	124,677	437	148,214	233	111,301	476	1,681,800	3,132
South Eastern	309,613	303	189,966	115	38,376	22	147,295	495	125,595	384	30,165	89	5,581	444	846,591	1,852
Southern	245,592	204	378,936	288	6,576	3	228,307	457	10,141	60	134,979	178	39,282	128	1,043,813	1,318
Western	191,857	218	125,352	110	25,200	32	24,402	20	80,697	283	9,902	34	19,102	327	476,513	1,024
Total	1,583,878	1,403	1,233,294	772	71,976	57	965,391	2,459	692,491	1,761	410,899	696	246,990	1,946	5,204,918	9,094

Note: Table excludes clients receiving a cash grant (1,021).

The following assumptions are based on hours delivered in 16/17 and number of clients at March 17.

- Regionally, on average, 1,403 clients in a Residential Home (as a form of short break) received 1,129 hours (47 days, based on 24hrs overnight stay) of care during the year April 16 – March 17. This ranges from 1,726 in BHSCT to 880 in WHSCT.
- Of the 772 clients in a Nursing Home who availed of a short break, received approx. 1,600 hours of care (equates to 66 days, based on 24hrs overnight stay). 288 clients in the SHSCT received approximately 1,300 hours per client whereas BHSCT reporting an average of approx. 4,300 hours per client.
- 2,459 clients received an average of 393 hours of Domiciliary Care. The highest average number of hours/ client was recorded in the WHSCT (1,220) compared to 298 hours in SEHSCT.
- 1,761 clients received 393 hours of Day Care. The highest average number of hours/ client was recorded in the BHSCT (589) whereas the SHSCT had the lowest average hours (169).
- On average for the region, 590 hours per client was delivered via direct payment, this ranged from 291 hours per client in the Western Trust to 758 in the Southern Trust.

High Level Analysis – Hours of Short Break delivered (3 year period)

April 14 - March 15					
Hours of Short Break by POC					
Trust	Elderly (POC 4)	Mental Health (POC 5)	Learning Disability (POC 6)	Physical Disability (POC 7)	Total
Belfast	567,642	2,592	250,135	130,606	950,974
Northern	1,182,270	82,574	311,873	175,196	1,751,913
South Eastern	409,346	2,721	239,590	99,984	751,641
Southern	629,637	56,691	302,287	85,353	1,073,968
Western	208,511	84,015	130,972	50,625	474,123
Total	2,997,406	228,593	1,234,856	541,763	5,002,619

April 14 - March 15								
Type of short break Adults Receive								
Trust	Residential Home Care	Nursing Home Care	Hospital	Domiciliary short break	Day Care	Direct Payments	Other	Total
Belfast	213,661	180,030		107,366	276,853	112,125	60,940	950,974
Northern	627,634	355,632		401,165	116,519	140,059	110,904	1,751,913
South Eastern	262,294	155,467		130,816	111,929	28,046	63,089	751,641
Southern	195,144	414,528		275,126	8,354	133,188	47,628	1,073,968
Western	170,635	138,408		22,234	91,641	4,650	46,555	474,123
Total	1,469,368	1,244,065	-	936,707	605,296	418,067	329,115	5,002,619

April 15 - March 16					
Hours of Short Break by POC					
Trust	Elderly (POC 4)	Mental Health (POC 5)	Learning Disability (POC 6)	Physical Disability (POC 7)	Total
Belfast	552,620	1,772	263,172	143,297	960,860
Northern	1,112,273	68,284	337,026	112,233	1,629,816
South Eastern	396,218	4,032	276,247	108,397	784,893
Southern	564,326	45,791	301,052	83,073	994,242
Western	141,873	58,948	110,486	74,125	385,432
Total	2,767,310	178,827	1,287,982	521,125	4,755,243

April 15 - March 16								
Type of short break Adults Receive								
Trust	Residential Home Care	Nursing Home Care	Hospital	Domiciliary short break	Day Care	Direct Payments	Other	Total
Belfast	242,694	208,485	-	77,014	281,559	89,469	61,640	960,860
Northern	530,990	296,736	1,344	402,419	125,978	142,920	129,429	1,629,816
South Eastern	297,523	178,312	45,360	120,890	114,130	21,695	6,984	784,893
Southern	213,768	337,176	7,152	254,230	6,896	136,679	38,341	994,242
Western	130,163	101,928	13,104	26,482	75,716	7,289	30,750	385,432
Total	1,415,138	1,122,637	66,960	881,034	604,279	398,052	267,144	4,755,243

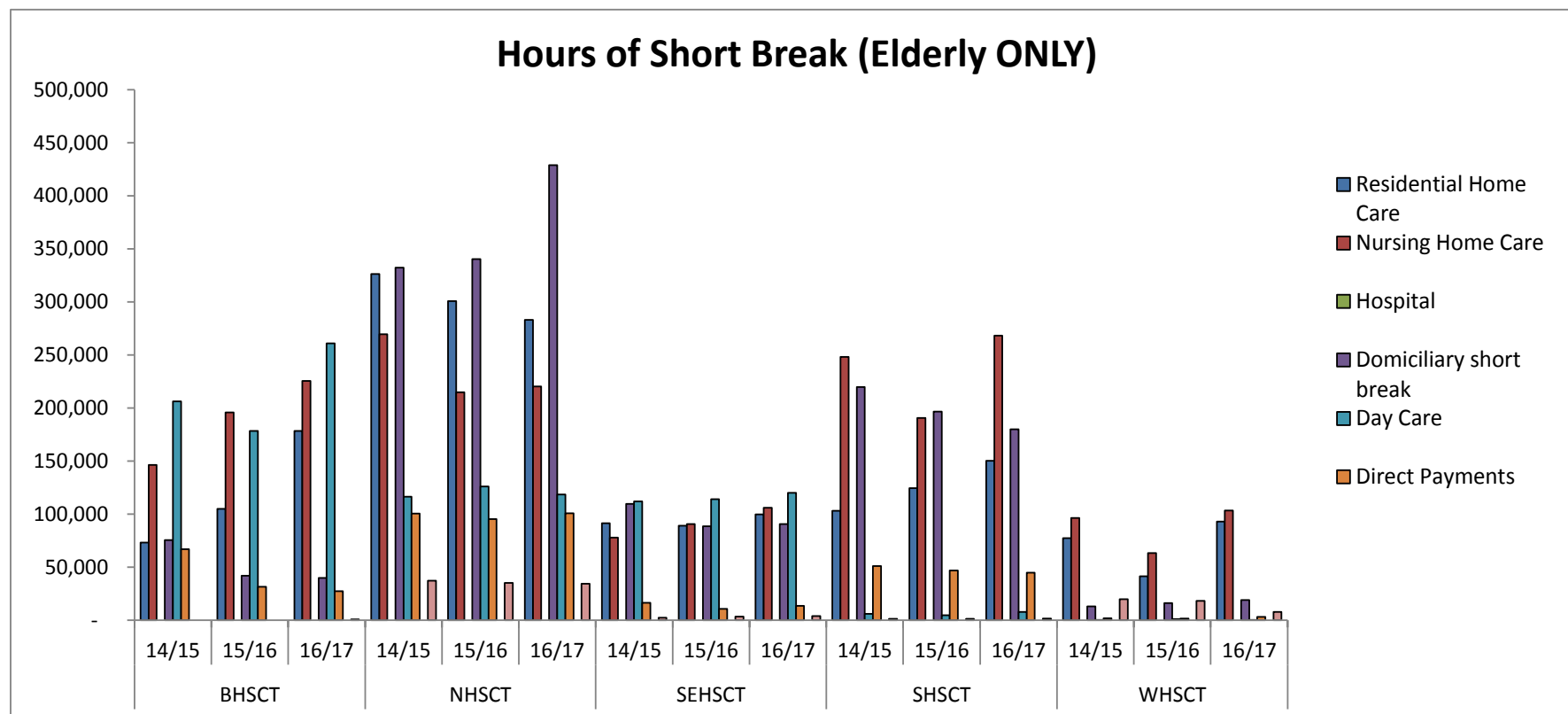
April 16 - March 17					
Hours of Short Break by POC					
Trust	Elderly (POC 4)	Mental Health (POC 5)	Learning Disability (POC 6)	Physical Disability (POC 7)	Total
Belfast	732,387	13,392	286,682	123,741	1,156,202
Northern	1,186,034	60,919	341,670	93,177	1,681,800
South Eastern	434,086	7,590	321,585	83,330	846,591
Southern	652,610	34,330	293,855	63,018	1,043,813
Western	226,399	63,485	107,172	79,456	476,513
Total	3,231,516	179,716	1,350,964	442,723	5,204,918

April 16 - March 17								
Type of short break Adults Receive								
Trust	Residential Home Care	Nursing Home Care	Hospital	Domiciliary short break	Day Care	Direct Payments	Other	Total
Belfast	334,776	235,656	-	75,027	351,381	87,638	71,724	1,156,202
Northern	502,040	303,384	1,824	490,360	124,677	148,214	111,301	1,681,800
South Eastern	309,613	189,966	38,376	147,295	125,595	30,165	5,581	846,591
Southern	245,592	378,936	6,576	228,307	10,141	134,979	39,282	1,043,813
Western	191,857	125,352	25,200	24,402	80,697	9,902	19,102	476,513
Total	1,583,878	1,233,294	71,976	965,391	692,491	410,899	246,990	5,204,918

- Regionally, adults received 5,204,918 hours of short break during the year 16/17, a 4% increase from 14/15 and a 9% increase from 15/16.
- Compared to last year, all 5 Trusts showed an increase in activity with WHSCT and BHSCT the two biggest (up by 24% and 20% respectively).
- Compared to 14/15 outturn, BHSCT recorded an increase of 22% whereas the NHSCT fell by approx. 4%.
- Regionally, compared to last year, hours have increased within 3 out of 4 POCs (Elderly, Mental Health and Learning Disability). Physical Disability POC showing the only decrease in activity at 15%. Over the 3 years, hours have increased within Elderly (8%) and Learning Disability (9%). Mental Health and Physical Disability down by 21% and 18% respectively.
- Compared to last year, all types of short break activity, except the 'other' category, have increased – see comment below. Day Care (15%) and Residential Care (12%) hours showing the biggest increases, followed by Domiciliary Care (10%) and Nursing Home Care (10%).
- Overall, the number of hours by POC and by type of short break, have fluctuated over the 3 year period from 14/15 to 16/17.

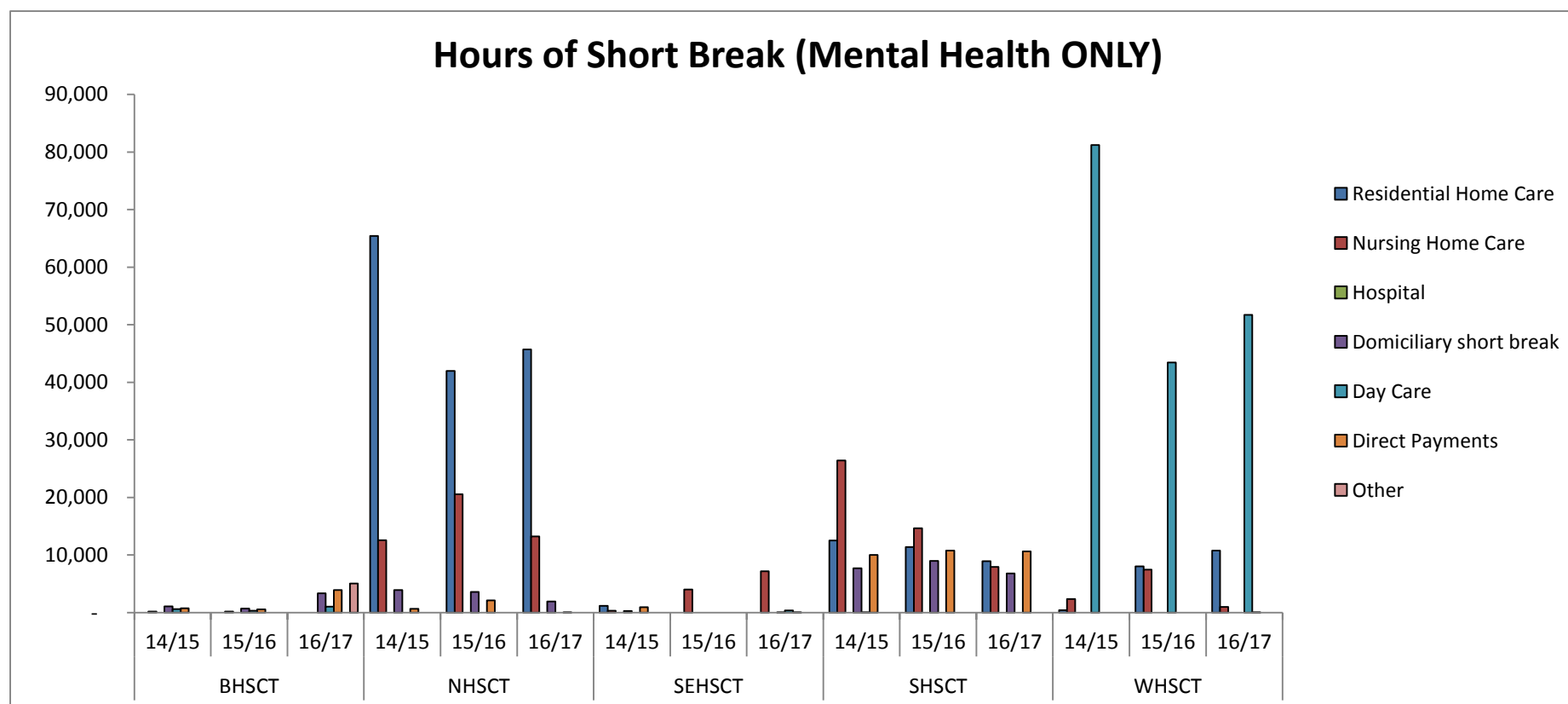
Note: In previous years, Hospital activity would have been included within 'other'. This is now shown as a distinct category in 15/16 and 16/17.

Analysis of Hours of Short Break delivered by POC/ Type of Care (3 year period)



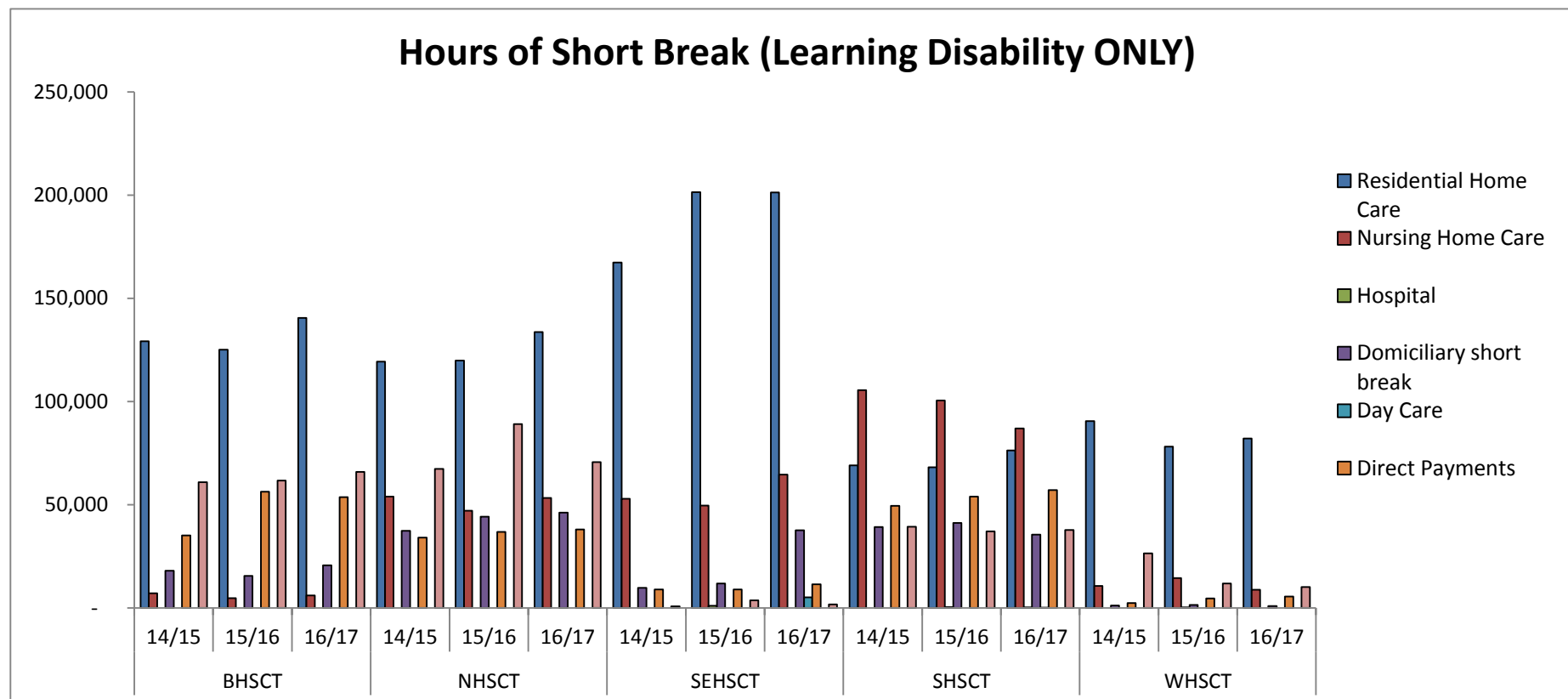
Changes since 2014/15:

- Regionally, an 8% increase over the 3 year period from 14/15 to 16/17, to carers caring for older people. All Trusts showing an increase with BHSCT the biggest at 29%.
- Residential Home Care hours up 20% - 4 out of 5 Trusts showing an increase with BHSCT the biggest at 144%. NHSCT down by 13%.
- Nursing Home Care hours up by 10% - 4 out of 5 Trusts showing an increase in activity with BHSCT the biggest at 54%. NHSCT down by 18%.
- Domiciliary Care hours up by 1% - WHSCT up by 46%. BHSCT activity down by almost 50%.
- Day Care hours up 15% - 4 out of 5 Trusts showing an increase in activity with SHSCT the biggest (29%). WHSCT down by 1%
- Direct Payments hours decreased by 20% - BHSCT down by almost 60%. WHSCT up by 65% (small numbers).
- 'Other' short breaks down by 20% - WHSCT the biggest fall at approx. 60%. SEHSCT up by 66% (small numbers). Please note - hospital activity was previously included in 'other' but not now.



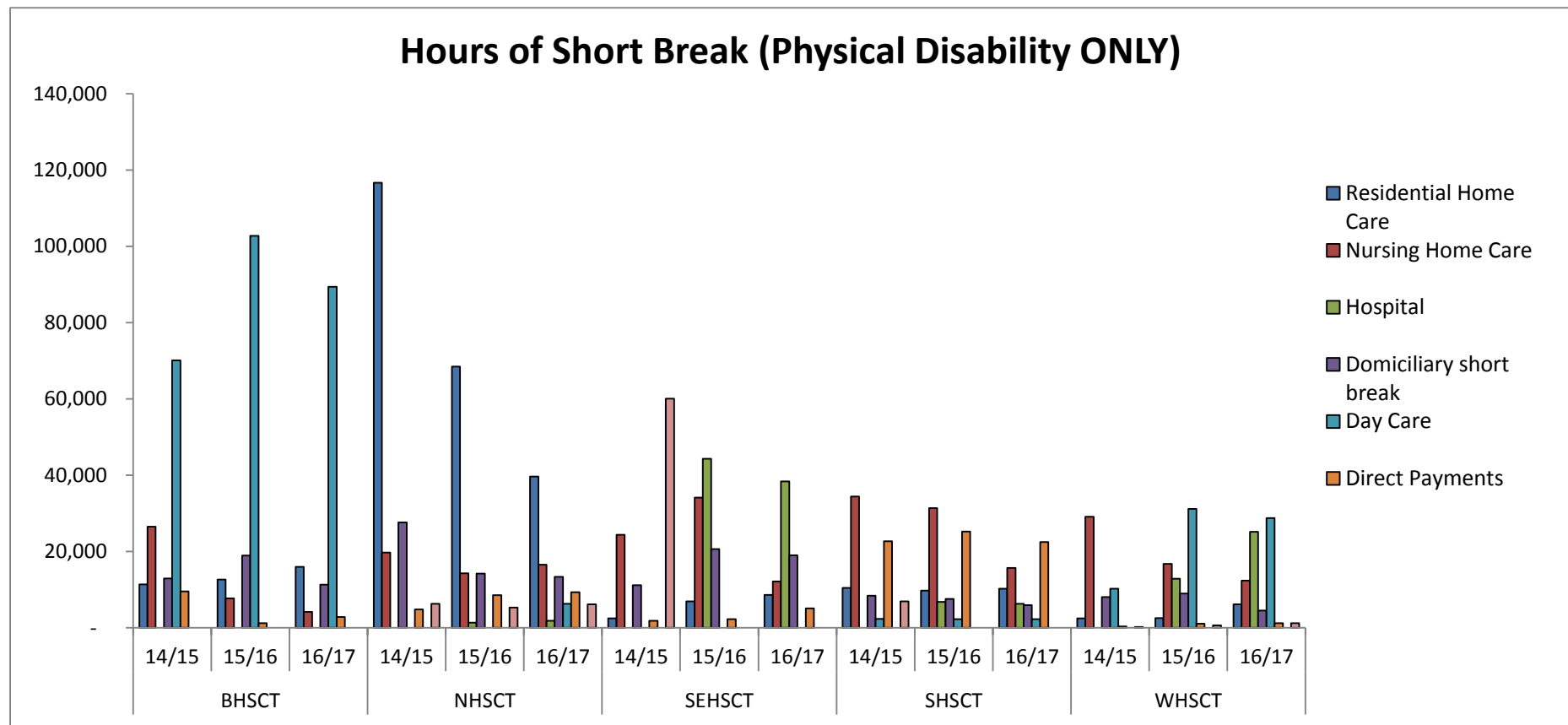
Changes since 2014/15:

- Regionally, a 21% decrease from 14/15 in adult short break hours, to carers caring for people within the Mental Health POC. However, activity from last year has slightly increased.
- Residential Home Care hours fluctuated each year from 14/15 to 16/17. Activity decreased in 15/16 by 23% but increased by 7% in 16/17.
- Nursing Home Care down by 30% from 14/15 to 16/17- SHCT down by 70% and SEHCT up significantly by over 2000%.
- Domiciliary Care hours down by 6% for the 3 year period – SEHCT down 95% and BHCT up by 215% (small numbers).
- Day Care – WHCT the only Trust showing significant activity with hours falling by 36% over 3 years.
- Direct Payments hours increased by almost 20% over 3 years - BHCT up by over 400%. NHCT and SEHCT both reporting approx. 100% decreases (small numbers).



Changes since 2014/15:

- Regionally over the 3 year period, activity has shown a year on year increase in hours, to carers caring for people with a Learning Disability.
- Residential Home Care hours up by 10% from 14/15 – 4 Trusts showing an increase with SEHSCT the biggest at 20%. WHSCT down 9%.
- Nursing Home Care hours down by 5% – 4 Trusts showing a decrease with SHSCT and WHSCT the biggest at 18%. SEHSCT up by 22%.
- Domiciliary Care hours up by 34% from 14/15 – SEHSCT showing a significant increase of 287%. WHSCT down 21% (small numbers).
- Direct Payments hours increased by 28% – All 5 Trusts showing an increase with WHSCT the biggest at 134%
- 'Other' short breaks down by 4% - WHSCT decreased significantly by over 60%. SEHSCT up by 140% (small numbers). Please note - hospital activity was previously included in 'other' but not now.



Changes since 2014/15:

- Regionally, an 18% decrease in adult short break hours, to carers caring for people with a Physical and Sensory Disability. 4 out of 5 Trusts showing a decrease with NHSCT falling by almost 50%. WHSCT up by 57%
- Residential Home Care down by 44%. NHSCT showing a fall of 66% whereas SEHSCT activity has increased by 250%.
- Nursing Home Care hours down by 55% over the 3 years – All 5 Trusts showing a fall with BHSCT the biggest at 84%.
- Domiciliary Care hours down by 21% - Activity in 4 out of 5 Trusts has fallen with NHSCT the biggest at 52%. SEHSCT up by 70%.
- Day Care hours increased by a significant 53%, almost all in BHSCT and WHSCT.
- Direct Payments hours increased by 4% - WHSCT up by 224% (small numbers). BHSCT down by 71%.
- 'Other' short breaks down significantly by 90% - This is mainly due to hours moved to a stand-alone 'Hospital' category in 15/16. Activity in the Hospital has accounted for more than 70,000 hours this year.

High Level Analysis – Number of Adult Carers at QE March 16 v QE March 17

QE Mar 16						QE Mar 16									
Number of Adult Carers						Adults Receiving Short Break									
Trust	Elderly (POC 4)	Mental Health (POC 5)	Learning Disability (POC 6)	Physical Disability (POC 7)	Total	Trust	Residential Home Care	Nursing Home Care	Hospital	Domiciliary short break	Day Care	Direct Payments	Cash Grants	Other	Total
Belfast	694	13	442	416	1,565	Belfast	266	165	-	251	521	150	99	113	1,565
Northern	2,443	44	537	135	3,159	Northern	549	270	1	1,179	384	244	14	518	3,159
South Eastern	1,319	6	402	156	1,883	South Eastern	290	105	27	572	342	81	82	384	1,883
Southern	758	169	442	102	1,471	Southern	181	171	4	576	35	190	215	99	1,471
Western	244	291	182	77	794	Western	177	54	24	75	318	38	81	27	794
Total	5,458	523	2,005	886	8,872	Total	1,463	765	56	2,653	1,600	703	491	1,141	8,872

QE Mar 17						QE Mar 17									
Number of Adult Carers						Adults Receiving Short Break									
Trust	Elderly (POC 4)	Mental Health (POC 5)	Learning Disability (POC 6)	Physical Disability (POC 7)	Total	Trust	Residential Home Care	Nursing Home Care	Hospital	Domiciliary short break	Day Care	Direct Payments	Cash Grants	Other	Total
Belfast	867	314	424	618	2,223	Belfast	194	55	-	189	597	162	455	571	2,223
Northern	2,428	38	498	203	3,167	Northern	484	204	-	1,298	437	233	35	476	3,167
South Eastern	1,369	42	485	151	2,047	South Eastern	303	115	22	495	384	89	195	444	2,047
Southern	821	153	503	83	1,560	Southern	204	288	3	457	60	178	242	128	1,560
Western	568	279	178	93	1,118	Western	218	110	32	20	283	34	94	327	1,118
Total	6,053	826	2,088	1,148	10,115	Total	1,403	772	57	2,459	1,761	696	1,021	1,946	10,115

- Regionally, 10,115 adult carers received a short break at QE March 17, a 14% increase compared to QE March 16.
- All 5 Trusts showed an increase with BHSCT and WHSCT the most significant at 42% and 41% respectively.
- Regionally, the number of carers has also increased within all four POC's.
- The number of carers that chose Residential Home Care has fallen by 4% whereas Nursing Home Care is up slightly by 1%.
- The number of carers that chose a Hospital setting has increased by 2% (small numbers).
- The number of carers that chose Domiciliary Care for their short break has fallen by 7% as have Direct Payments by 1% (small numbers).
- For the same period, increases occurred within Day Care (10%), Cash Grants (108%) and the 'other' category (71%).

Note: The above figures warrant investigation with Trusts to ascertain reason(s).

Appendices

Please see below activity by quarter end for the year 16/17.

QE June 16

QE June 16	Hours of Short Break				
Trust	Elderly (POC 4)	Mental Health (POC 5)	Learning Disability (POC 6)	Physical Disability (POC 7)	Total
Belfast	147,624	1,534	67,873	32,791	249,822
Northern	278,702	14,269	83,490	24,745	401,206
South Eastern	104,774	2,184	102,158	22,262	231,378
Southern	143,788	9,340	76,701	15,823	245,652
Western	46,709	15,449	26,552	21,236	109,946
Total	721,597	42,776	356,774	116,857	1,238,003

QE June 16	Type of short break Adults Receive							
Trust	Residential Home Care	Nursing Home Care	Hospital	Domiciliary short break	Day Care	Direct Payments	Other	Total
Belfast	66,408	51,288	-	19,687	73,095	24,044	15,300	249,822
Northern	125,696	60,216	1,488	114,629	28,834	39,111	31,232	401,206
South Eastern	78,006	49,460	10,152	55,856	29,911	5,834	2,158	231,378
Southern	53,448	78,288	1,728	65,510	1,789	34,117	10,772	245,652
Western	41,500	30,528	6,120	5,549	20,397	2,218	3,634	109,946
Total	365,058	269,780	19,488	261,232	154,026	105,324	63,096	1,238,003

QE September 16

QE Sept 16	Hours of Short Break				
Trust	Elderly (POC 4)	Mental Health (POC 5)	Learning Disability (POC 6)	Physical Disability (POC 7)	Total
Belfast	162,985	2,202	76,034	35,158	276,379
Northern	324,419	25,914	88,423	25,297	464,053
South Eastern	125,366	2,774	74,522	23,891	226,553
Southern	183,295	7,224	74,947	15,597	281,063
Western	65,130	15,597	33,769	17,910	132,406
Total	861,195	53,711	347,695	117,853	1,380,454

QE Sept 16	Type of short break Adults Receive							
Trust	Residential Home Care	Nursing Home Care	Hospital	Domiciliary short break	Day Care	Direct Payments	Other	Total
Belfast	86,376	53,616	-	20,068	79,585	20,046	16,688	276,379
Northern	151,104	92,688	336	122,352	27,558	38,408	31,607	464,053
South Eastern	90,954	54,508	13,536	31,145	29,667	5,598	1,145	226,553
Southern	70,176	101,736	1,632	61,541	1,735	34,740	9,503	281,063
Western	56,162	39,408	5,352	4,450	19,989	3,310	3,735	132,406
Total	454,772	341,956	20,856	239,556	158,534	102,102	62,678	1,380,454

QE December 16

QE Dec 16					
Hours of Short Break					
Trust	Elderly (POC 4)	Mental Health (POC 5)	Learning Disability (POC 6)	Physical Disability (POC 7)	Total
Belfast	208,158	3,868	72,350	29,345	313,721
Northern	298,347	13,667	96,800	18,109	426,923
South Eastern	103,271	1,144	72,713	17,779	194,907
Southern	150,909	8,115	69,909	14,265	243,198
Western	54,697	16,733	21,837	19,331	112,598
Total	815,382	43,527	333,609	98,829	1,291,347

QE Dec 16								
Type of short break Adults Receive								
Trust	Residential Home Care	Nursing Home Care	Hospital	Domiciliary short break	Day Care	Direct Payments	Other	Total
Belfast	93,624	60,192	-	17,900	101,517	21,474	19,014	313,721
Northern	127,488	76,632	-	128,370	32,794	35,104	26,535	426,923
South Eastern	71,114	44,032	7,104	31,784	30,285	9,355	1,233	194,907
Southern	53,808	89,856	1,368	54,718	2,951	32,394	8,103	243,198
Western	46,979	23,208	6,000	6,211	20,615	2,510	7,075	112,598
Total	393,013	293,920	14,472	238,983	188,162	100,837	61,960	1,291,347

QE March 17

QE Mar 17					
Hours of Short Break					
Trust	Elderly (POC 4)	Mental Health (POC 5)	Learning Disability (POC 6)	Physical Disability (POC 7)	Total
Belfast	213,620	5,788	70,425	26,447	316,280
Northern	284,566	7,069	72,957	25,026	389,618
South Eastern	100,675	1,488	72,192	19,398	193,753
Southern	174,618	9,651	72,298	17,333	273,900
Western	59,863	15,706	25,014	20,979	121,563
Total	833,342	39,702	312,886	109,183	1,295,114

QE Mar 17								
Type of short break Adults Receive								
Trust	Residential Home Care	Nursing Home Care	Hospital	Domiciliary short break	Day Care	Direct Payments	Other	Total
Belfast	88,368	70,560	-	17,372	97,184	22,075	20,722	316,280
Northern	97,752	73,848	-	125,009	35,491	35,591	21,927	389,618
South Eastern	69,539	41,966	7,584	28,510	35,732	9,378	1,045	193,753
Southern	68,160	109,056	1,848	46,538	3,666	33,728	10,904	273,900
Western	47,216	32,208	7,728	8,191	19,696	1,864	4,659	121,563
Total	371,035	327,638	17,160	225,619	191,769	102,636	59,257	1,295,114