

Adult Short Breaks Activity

**Cumulative 12 month position
(April 15 - March 16)**

(Updated Report September 2016)

Table of Contents

Total Hours of Short Break Adults Receive, April 15 – March 16.....4

Total Hours by Type of Short Break Adults Receive, April 15 – March 16.....5

Total Hours of Short Break – ‘Other’9

Total Number of Adult Carers, QE March 16.....10

Analysis of Average hours delivered in 2015/16 by Client by Type by Trust.....12

High Level Analysis – Hours of Short Break delivered (3 year period)13

Analysis of Hours of Short Break delivered by POC/ Type of Care (3 year period)14

High Level Analysis – Number of Adult Carers at QE March 15 v QE March 16.....18

Appendices.....19

Introduction

This report provides details on **all the adult short break activity** that Trusts provide in respect of all programmes of care. Activity will be recorded separately by Programme of Care on the **number of adults** receiving short breaks and the **hours of short break** provided.

Short Break Care – Short break care is defined as the provision of regular, occasional or emergency but time limited breaks to those who are caring for others. It is any activity or service of limited duration designed to provide a break for the persons cared for and their carer from the usual commitment. Such a break can be provided on a regular basis over a long term.

The activity or service seeks to ensure a positive experience for both parties and can be provided on a planned or emergency basis. The distinctive feature of short break care is that it provides time-limited breaks for families and other unpaid care givers in order to support and maintain the primary care giving relationship.

Short break care comes in different forms that are suitable for various needs. The needs of those who access short break are often complex and varied. It is crucial that these needs, together with the reasonable wishes/choices of those who use it, are catered for if the service is to derive maximum benefit from the available funding.

Short Break Care Duration – The duration of short break care depends on individual circumstances and can vary depending on the form of short break care and the setting in which it is provided. Short break care is usually short term and may extend from a few hours to a few weeks, however in some circumstances short break care can be provided on a longer term basis, e.g. weekly sitting services for short term purposes on a longer term basis. For the purposes of reporting on all the short break services provided by Trusts for carers, short break care regardless of where it is provided will be measured in a currency of **hours** and the Trust should report all hours of short break provided.

Although both the person cared for and the carer will benefit from the experience of short break care, only the hours of short break care received by the carer should be counted.

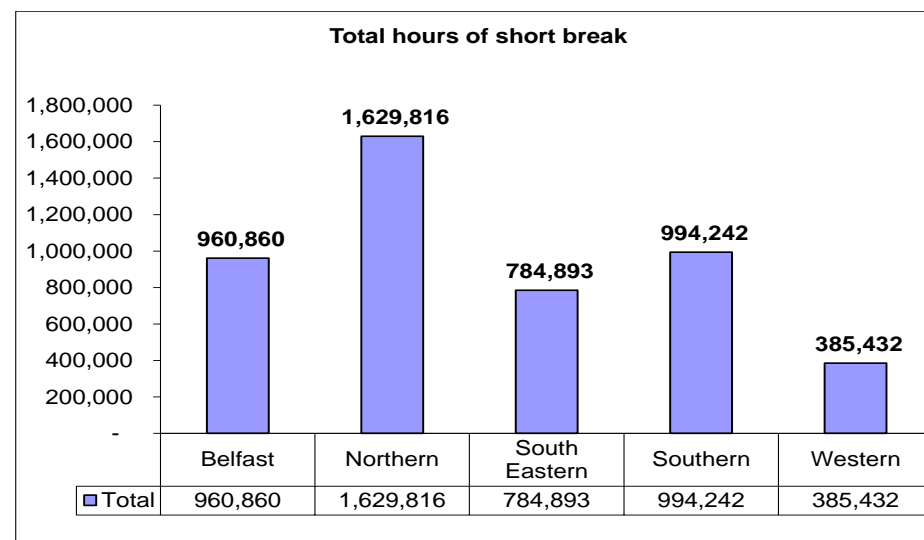
The hours of short break counted can be for one or many episodes, for any length of time and for one or more individuals.

Note: The tables on Page 7 an 15 shows the number of adult carers as at March 16, as it is not possible to accurately report the number of carers who received an adult short break during the year, without double counting and inflating the figures.

In addition, a number of Trusts have submitted refinements to previous returns during 2015/16, these amendments have been reflected in the tables to follow.

Total Hours of Short Break Adults Receive, April 15 – March 16

Hours of Short Break					
Trust	Elderly (POC 4)	Mental Health (POC 5)	Learning Disability (POC 6)	Physical Disability (POC 7)	Total
Belfast	552,620	1,772	263,172	143,297	960,860
Northern	1,112,273	68,284	337,026	112,233	1,629,816
South Eastern	396,218	4,032	276,247	108,397	784,893
Southern	564,326	45,791	301,052	83,073	994,242
Western	141,873	58,948	110,486	74,125	385,432
Total	2,767,310	178,827	1,287,982	521,125	4,755,243



% Hours of Short Break					
Trust	Elderly (POC 4) %	Mental Health (POC 5) %	Learning Disability (POC 6) %	Physical Disability (POC 7) %	Total
Belfast	20%	1%	20%	27%	20%
Northern	40%	38%	26%	22%	34%
South Eastern	14%	2%	21%	21%	17%
Southern	20%	26%	23%	16%	21%
Western	5%	33%	9%	14%	8%
Total	100%	100%	100%	100%	100%

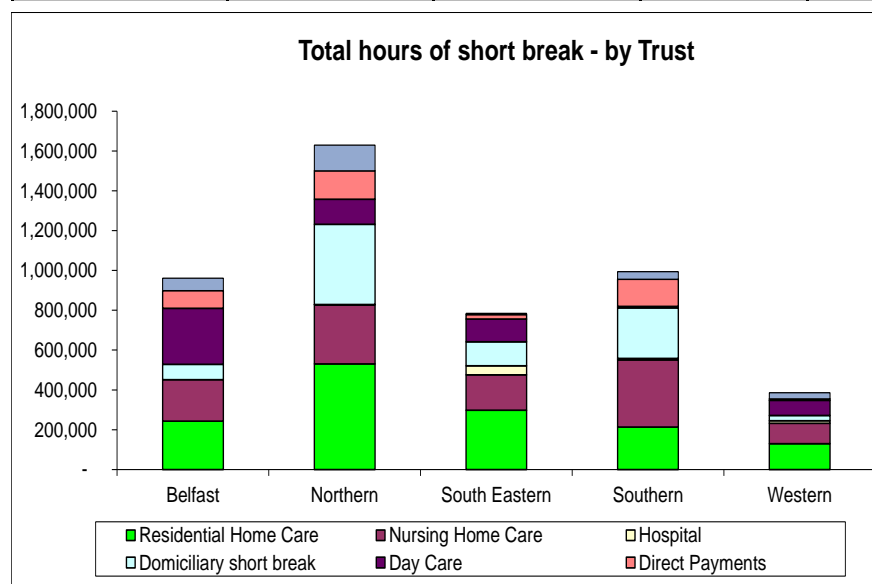
- Regionally, adults received, in totality, 4,755,243 hours of short break during the year April 15 to March 16.
- Adults in the NH SCT recorded the highest number of short break hours at 1,629,816 (34.3%). WH SCT the lowest at 385,432 (8.1%).
- Of the 4,755,243 hours, over 2.75 million, 58%, were to older people whilst adults within POC5 (Mental Health) received just below 180,000 of the hours (4%).

**Please note, figures may not add up due to rounding.*

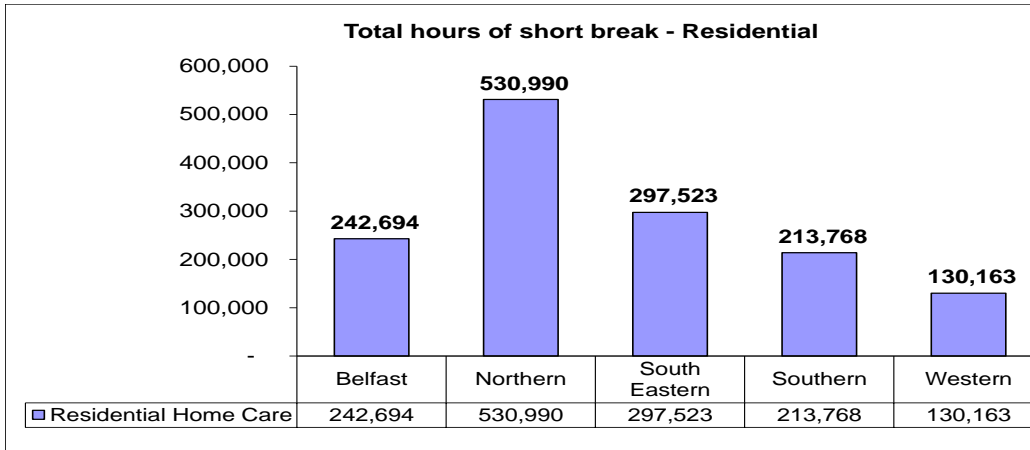
Total Hours by Type of Short Break Adults Receive, April 15 – March 16

Type of short break Adults Receive								
Trust	Residential Home Care	Nursing Home Care	Hospital	Domiciliary short break	Day Care	Direct Payments	Other	Total
Belfast	242,694	208,485	-	77,014	281,559	89,469	61,640	960,860
Northern	530,990	296,736	1,344	402,419	125,978	142,920	129,429	1,629,816
South Eastern	297,523	178,312	45,360	120,890	114,130	21,695	6,984	784,893
Southern	213,768	337,176	7,152	254,230	6,896	136,679	38,341	994,242
Western	130,163	101,928	13,104	26,482	75,716	7,289	30,750	385,432
Total	1,415,138	1,122,637	66,960	881,034	604,279	398,052	267,144	4,755,243

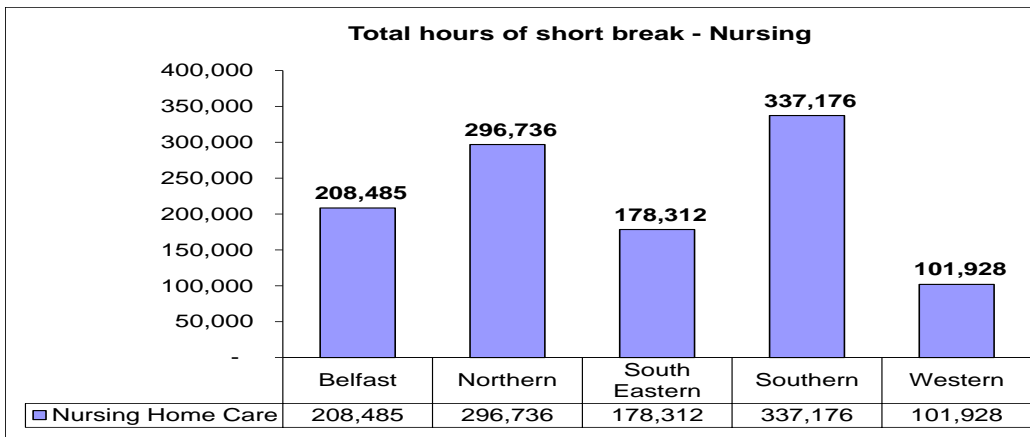
Type of short break Adults Receive								
Trust	Residential Home Care	Nursing Home Care	Hospital	Domiciliary short break	Day Care	Direct Payments	Other	Total
Belfast	17%	19%	0%	9%	47%	22%	23%	20%
Northern	38%	26%	2%	46%	21%	36%	48%	34%
South Eastern	21%	16%	68%	14%	19%	5%	3%	17%
Southern	15%	30%	11%	29%	1%	34%	14%	21%
Western	9%	9%	20%	3%	13%	2%	12%	8%
Total	100%	100%	100%	100%	100%	100%	100%	100%



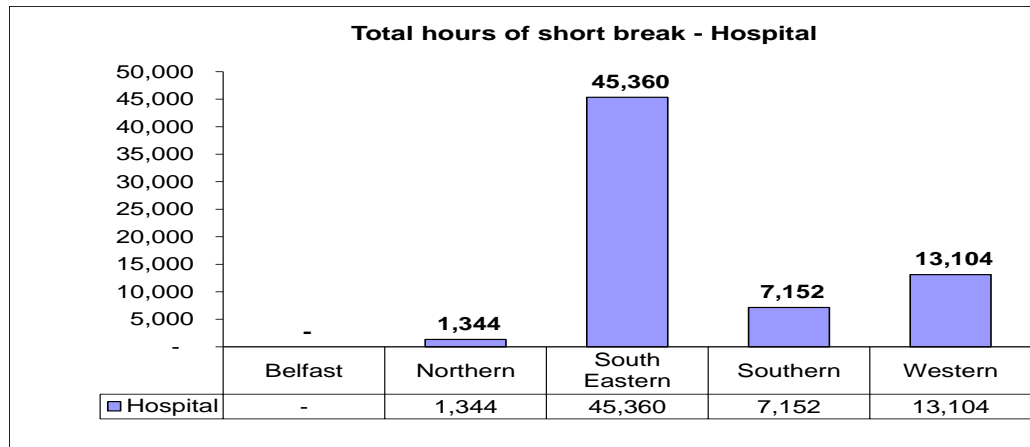
- Of the 4.755 million hours, the highest reported was for Residential Home Care at 29.8%. The highest percentage was in the NHSCT at 38% compared to the WHSCT at 9%.
- Nursing Care accounted for 23.6% of hours.
- Domiciliary Care represents 18.5% of total hours delivered. Of this only 3% in WHSCT.
- Day Care represented 12.7% (604,279) of the total hours adults receive. Of this, 47% were in the BHSCT compared to 1% in SHSCT.
- Direct Payments and the 'Other' category combined, represented 14% of total hours.
- 1.4% of short break hours delivered via a hospital setting.
- The 'Other' Category includes Caring Breaks and Families Matter (BHSCT); Share the Care, Day Sitting Service and Group Recreational (NHSCT); Alzheimer's Association and Evening Respite (SEHSCT); Activity Clubs, Shared Care and Enable (SHSCT); Flexicare, Host Carers and Wrap Around (WHSCT).



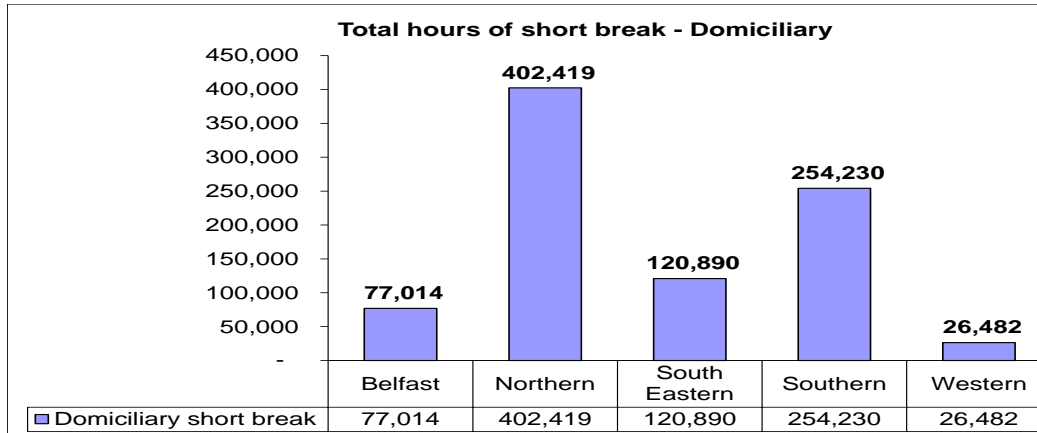
- 1,415,138 hours provided, of this, 38% in Northern Trust.



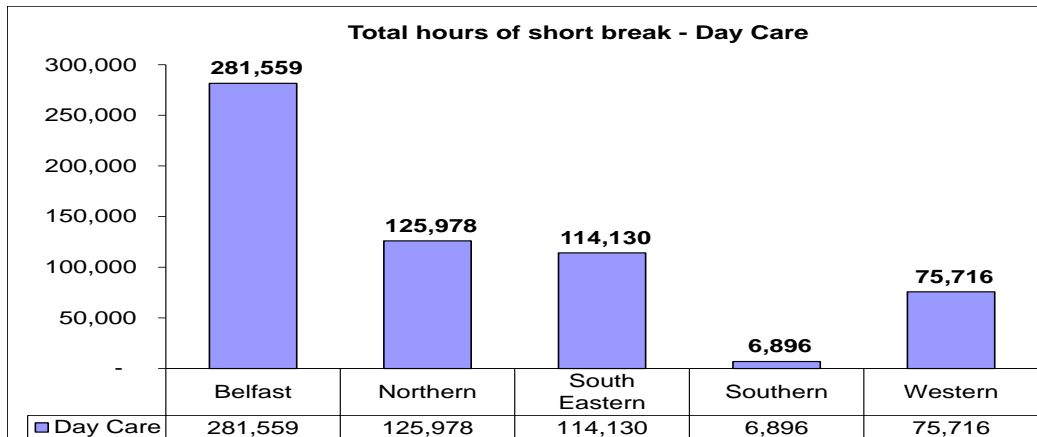
- 1,122,637 hours provided, of this, 30% in Southern Trust.



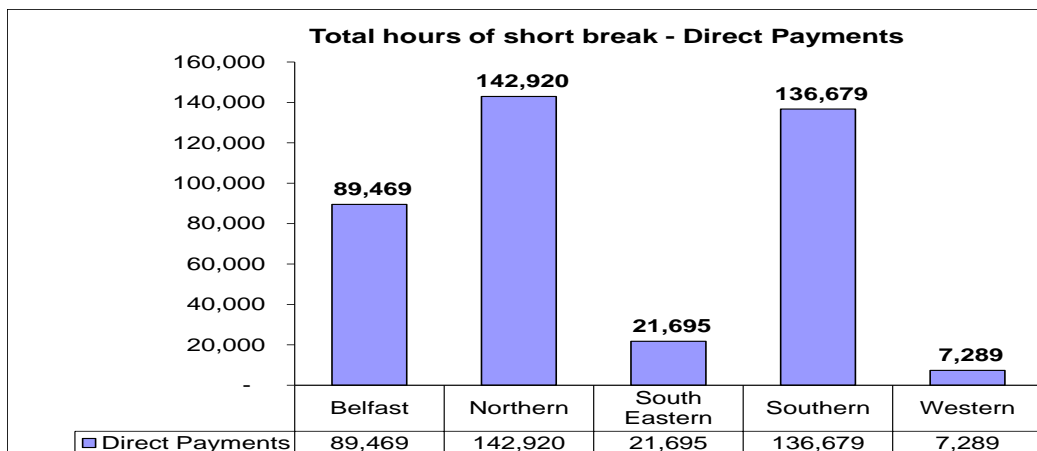
- 66,960 hours provided, of this, 68% in South Eastern Trust (Thompson House).



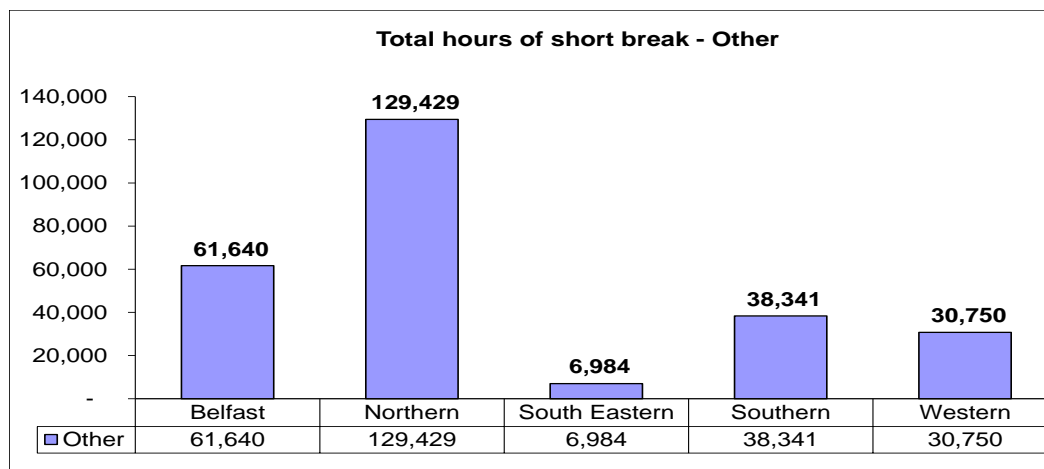
- 881,034 hours provided, of this, 46% in Northern Trust.



- 604,279 hours provided, of this, 47% in Belfast Trust.



- 398,052 hours provided. Of this, 36% in Northern Trust.



- 267,144 hours provided. Of this, 48% in Northern Trust.
- See overleaf for breakdown of the total hours of 'other' short breaks.

2016/17 Commissioning Plan Direction – Community Based Short Break Hours

The 2016/17 Commissioning Plan indicates that by 'March 2017, secure a 5% increase in the number of community based short break hours (i.e. non-residential respite) received by adults across all programmes of care.' During 2015/16, 45% of short break hours were delivered in non-residential settings, i.e. domiciliary care, day care, direct payments and other settings.

Total Hours of Short Break – ‘Other’

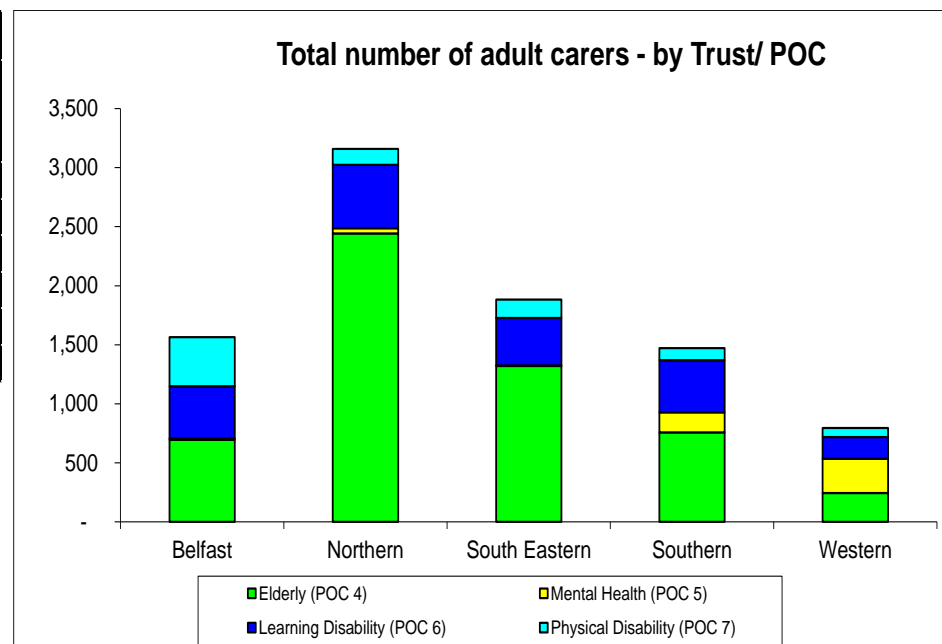
Hours of Short Break						
Trust	Type of short break Adults Receive	Elderly (POC 4)	Mental Health (POC 5)	Learning Disability (POC 6)	Physical Disability (POC 7)	Total
BHSCT	Caring Breaks Scheme - respite leisure provision	-	-	52,992	-	52,992
BHSCT	Adult Family Placement	-	-	-	-	-
BHSCT	Families Matter	-	-	8,648	-	8,648
Total		-	-	61,640	-	61,640
NHSCT	Share the Care	-	-	89,045	2,368	91,413
NHSCT	Residential Home Care Day Sitting (< full day/overnight)	10,696	-	-	-	10,696
NHSCT	Nursing Home Care Day Sitting (< full day/overnight)	7,095	-	-	-	7,095
NHSCT	Group Recreational	17,256	-	-	2,969	20,225
Total		35,047	-	89,045	5,337	129,429
SEHSCT	Other (by sub heading if material)	-	-	-	-	-
SEHSCT	by Alzheimers association for client and carer	3,408	-	-	-	3,408
SEHSCT	Group Respite Sessions	-	-	-	-	-
SEHSCT	Caring Breaks	-	-	-	-	-
SEHSCT	Evening Respite (Centre Based)	-	-	3,576	-	3,576
Total		3,408	-	3,576	-	6,984
SHSCT	Activity Clubs	1,267	-	-	-	1,267
SHSCT	Aldergrove (Supported Living)	-	-	-	-	-
SHSCT	Flexible	-	-	708	-	708
SHSCT	Shared Care	-	-	17,160	-	17,160
SHSCT	Enable	-	-	19,206	-	19,206
SHSCT	Woodlawn	-	-	-	-	-
Total		1,267	-	37,074	-	38,341
WHSCT	Host Carers	-	-	11,816	-	11,816
WHSCT	Flexicare	18,284	-	-	-	18,284
WHSCT	Sitting Service	-	-	-	-	-
WHSCT	Alzheimer's Sitting Service	-	-	-	-	-
WHSCT	Floating Support	-	-	-	-	-
WHSCT	Wrap Around	-	-	-	650	650
WHSCT	Carers' Support	-	-	-	-	-
Total		18,284	-	11,816	650	30,750
Regional TOTAL		58,006	-	203,151	5,987	267,144

Total Number of Adult Carers, QE March 16

Number of Adult Carers					
Trust	Elderly (POC 4)	Mental Health (POC 5)	Learning Disability (POC 6)	Physical Disability (POC 7)	Total
Belfast	694	13	442	416	1,565
Northern	2,443	44	537	135	3,159
South Eastern	1,319	6	402	156	1,883
Southern	758	169	442	102	1,471
Western	244	291	182	77	794
Total	5,458	523	2,005	886	8,872

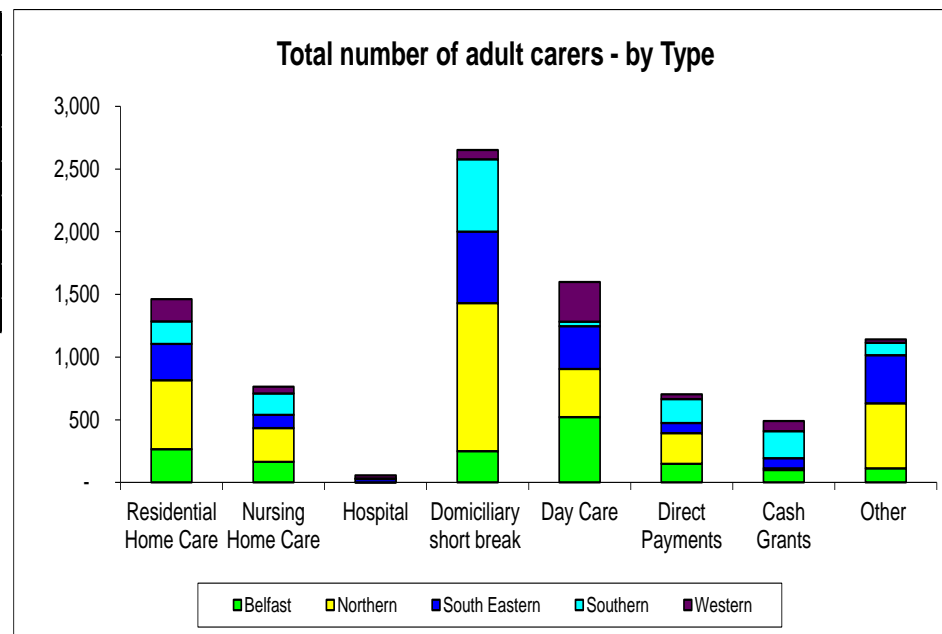
Please note that the Total figures given are for control purposes only, as there is an element of double and over counting in these figures as carers can get more than 1 form of short break during the period.

- Given the above proviso, at QE March 16, 8,872 adult carers received a short break.
- Adult carers caring for the Elderly (POC4) account for 62% of all carers, with 45% of these being in the NHSCT.



Adults Receiving Short Break									
Trust	Residential Home Care	Nursing Home Care	Hospital	Domiciliary short break	Day Care	Direct Payments	Cash Grants	Other	Total
Belfast	266	165	-	251	521	150	99	113	1,565
Northern	549	270	1	1,179	384	244	14	518	3,159
South Eastern	290	105	27	572	342	81	82	384	1,883
Southern	181	171	4	576	35	190	215	99	1,471
Western	177	54	24	75	318	38	81	27	794
Total	1,463	765	56	2,653	1,600	703	491	1,141	8,872

- Of the 8,872 adult carers who received a short break, 30% received domiciliary care.
- 25% chose residential or nursing home care for their short break.
- 18% (1,600) chose Day Care as a short break option.
- 13.5% of adult carers received a direct payment (703) or a cash grant (491).
- 13% received 'other' forms of short break.

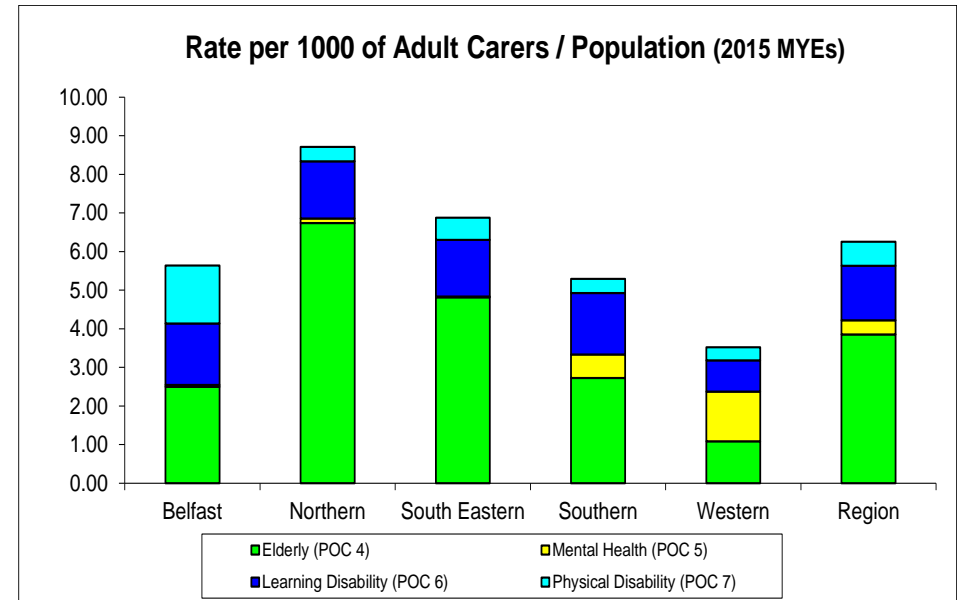


Rate per 1000 of Adult Carers/ 18+ Population (2015 MYEs)				
Trust	Elderly (POC 4)	Mental Health (POC 5)	Learning Disability (POC 6)	Physical Disability (POC 7)
Belfast	2.50	0.05	1.59	1.50
Northern	6.74	0.12	1.48	0.37
South Eastern	4.82	0.02	1.47	0.57
Southern	2.73	0.61	1.59	0.37
Western	1.08	1.29	0.81	0.34
Region	3.85	0.37	1.41	0.63

- In an attempt to establish the number of carers in receipt of Adult Short Breaks, the table above presents the number of carers as a rate per 1000 of the 18+ population. This is a proxy estimate in the absence of carer's age not known.

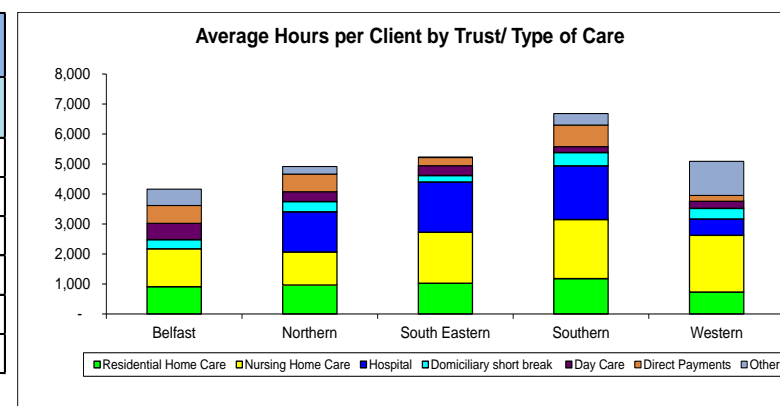
The above findings reveal that within the:

- Elderly POC, the NHSCT has the highest rate per 1000 of adult carers at 6.74 compared to 1.08 in the WHSCT
- Mental Health – applying an 18+ population to the number of carers, the WHSCT rate is 1.29 compared to 0.02 in the SEHSCT.
- Learning Disability; the highest rate is within the BHSCT and SHSCT at 1.59, falling to 0.81 in the WHSCT.
- Within Physical Disability, the rate ranges from 1.50 in BHSCT to 0.34 in WHSCT.



Analysis of Average hours delivered in 2015/16 by Client by Type by Trust

Average hours per client								
Trust	Residential Home Care	Nursing Home Care	Hospital	Domiciliary short break	Day Care	Direct Payments	Other	Total
Belfast	912	1,264		307	540	596	545	655
Northern	967	1,099	1,344	341	328	586	250	518
South Eastern	1,026	1,698	1,680	211	334	268	18	436
Southern	1,181	1,972	1,788	441	197	719	387	792
Western	735	1,888	546	353	238	192	1,139	541
Total	967	1,467	1,196	332	378	566	234	567



Trust	Residential Home Care		Nursing Home Care		Hospital		Domiciliary short break		Day Care		Direct Payments		Other		Total	
	Hours	Clients	Hours	Clients	Hours	Clients	Hours	Clients	Hours	Clients	Hours	Clients	Hours	Clients	Hours	Clients
Belfast	242,694	266	208,485	165	-	-	77,014	251	281,559	521	89,469	150	61,640	113	960,860	1,466
Northern	530,990	549	296,736	270	1,344	1	402,419	1,179	125,978	384	142,920	244	129,429	518	1,629,816	3,145
South Eastern	297,523	290	178,312	105	45,360	27	120,890	572	114,130	342	21,695	81	6,984	384	784,893	1,801
Southern	213,768	181	337,176	171	7,152	4	254,230	576	6,896	35	136,679	190	38,341	99	994,242	1,256
Western	130,163	177	101,928	54	13,104	24	26,482	75	75,716	318	7,289	38	30,750	27	385,432	713
Total	1,415,138	1,463	1,122,637	765	66,960	56	881,034	2,653	604,279	1,600	398,052	703	267,144	1,141	4,755,243	8,381

Note: Table excludes clients receiving a cash grant (491).

The following assumptions are based on hours delivered in 15/16 and number of clients at March 16.

- Regionally, on average, 1,463 clients in a Residential Home (as a form of short break) received 967 hours (40 days, based on 24hrs overnight stay) of care during the year April 15 – March 16. This ranges from 1,181 in SHSCT to 735 in WHSCT.
- Of the 765 clients in a Nursing Home who availed of a short break, received approx. 1,500 hours of care (equates to 61 days, based on 24hrs overnight stay). 270 clients in the NHSCT received approximately 1,100 hours per client whereas SHSCT reporting an average of approx. 2,000 hours per client.
- 2,653 clients received an average of 332 hours of Domiciliary Care. The highest average number of hours/ client was recorded in the SHSCT (441) compared to 211 hours in SEHSCT.
- 1,600 clients received approximately 400 hours of Day Care. The highest average number of hours/ client was recorded in the BHSCT (540) whereas the SHSCT had the lowest average hours (197).
- On average for the region, 566 hours per client was delivered via direct payment, this ranged from 192 hours per client in the Western Trust to 719 in the Southern Trust.

High Level Analysis – Hours of Short Break delivered (3 year period)

April 13 - March 14					
Hours of Short Break by POC					
Trust	Elderly (POC 4)	Mental Health (POC 5)	Learning Disability (POC 6)	Physical Disability (POC 7)	Total
Belfast	526,826	432	160,094	80,924	768,276
Northern	1,091,655	45,066	270,966	140,018	1,547,705
South Eastern	466,024	-	225,729	75,402	767,155
Southern	651,687	41,753	276,328	83,605	1,053,373
Western	221,497	58,317	138,098	71,501	489,413
Total	2,957,688	145,568	1,071,215	451,450	4,625,921

April 13 - March 14								
Type of short break Adults Receive								
Trust	Residential Home Care	Nursing Home Care	Hospital	Domiciliary short break	Day Care	Direct Payments	Other	Total
Belfast	195,722	177,786		93,898	198,801	81,058	21,011	768,276
Northern	570,080	299,880		352,080	99,247	97,415	129,003	1,547,705
South Eastern	294,286	143,347		127,713	111,064	33,552	57,193	767,155
Southern	203,277	374,448		277,071	5,525	137,207	55,845	1,053,373
Western	206,631	162,744		23,873	43,569	5,438	47,158	489,413
Total	1,469,996	1,158,205	-	874,635	458,206	354,670	310,210	4,625,921

April 14 - March 15					
Hours of Short Break by POC					
Trust	Elderly (POC 4)	Mental Health (POC 5)	Learning Disability (POC 6)	Physical Disability (POC 7)	Total
Belfast	567,642	2,592	250,135	130,606	950,974
Northern	1,182,270	82,574	311,873	175,196	1,751,913
South Eastern	409,346	2,721	239,590	99,984	751,641
Southern	629,637	56,691	302,287	85,353	1,073,968
Western	208,511	84,015	130,972	50,625	474,123
Total	2,997,406	228,593	1,234,856	541,763	5,002,619

April 14 - March 15								
Type of short break Adults Receive								
Trust	Residential Home Care	Nursing Home Care	Hospital	Domiciliary short break	Day Care	Direct Payments	Other	Total
Belfast	213,661	180,030		107,366	276,853	112,125	60,940	950,974
Northern	627,634	355,632		401,165	116,519	140,059	110,904	1,751,913
South Eastern	262,294	155,467		130,816	111,929	28,046	63,089	751,641
Southern	195,144	414,528		275,126	8,354	133,188	47,628	1,073,968
Western	170,635	138,408		22,234	91,641	4,650	46,555	474,123
Total	1,469,368	1,244,065	-	936,707	605,296	418,067	329,115	5,002,619

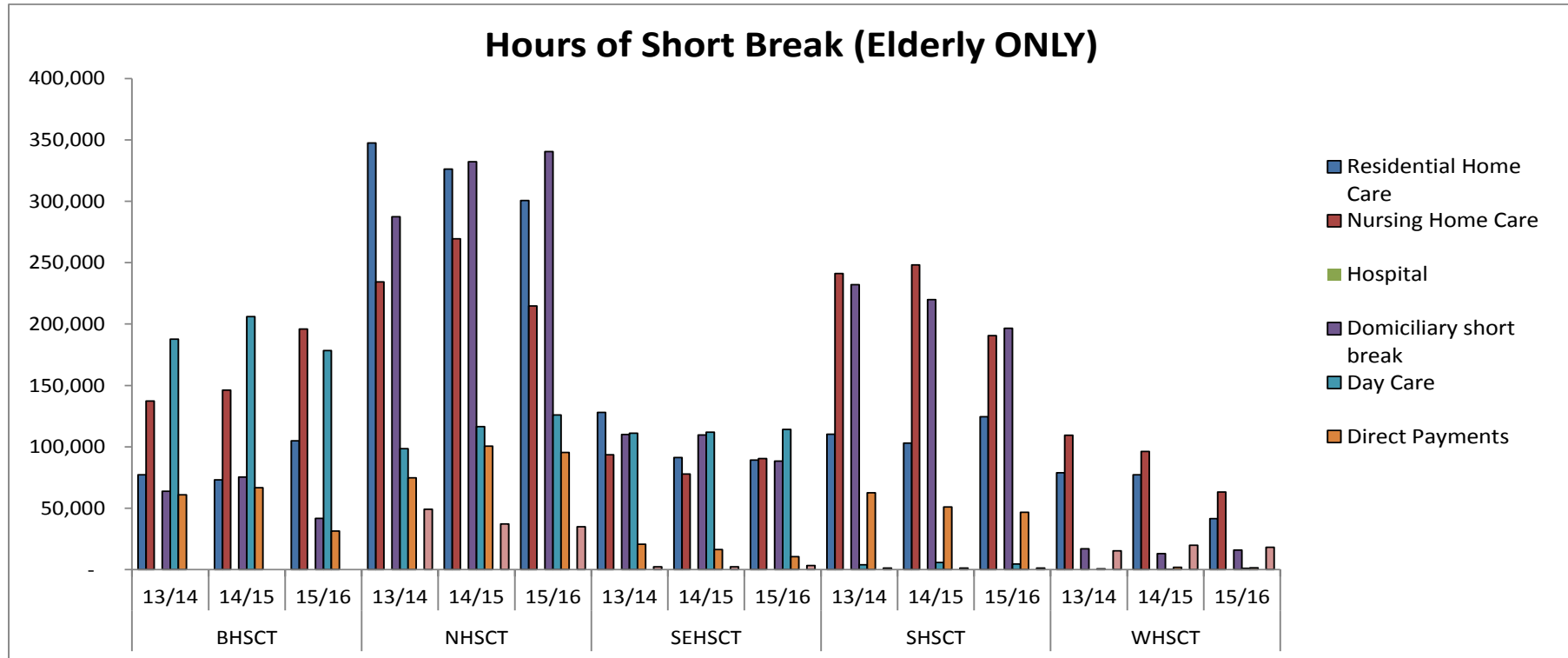
April 15 - March 16					
Hours of Short Break by POC					
Trust	Elderly (POC 4)	Mental Health (POC 5)	Learning Disability (POC 6)	Physical Disability (POC 7)	Total
Belfast	552,620	1,772	263,172	143,297	960,860
Northern	1,112,273	68,284	337,026	112,233	1,629,816
South Eastern	396,218	4,032	276,247	108,397	784,893
Southern	564,326	45,791	301,052	83,073	994,242
Western	141,873	58,948	110,486	74,125	385,432
Total	2,767,310	178,827	1,287,982	521,125	4,755,243

April 15 - March 16								
Type of short break Adults Receive								
Trust	Residential Home Care	Nursing Home Care	Hospital	Domiciliary short break	Day Care	Direct Payments	Other	Total
Belfast	242,694	208,485	-	77,014	281,559	89,469	61,640	960,860
Northern	530,990	296,736	1,344	402,419	125,978	142,920	129,429	1,629,816
South Eastern	297,523	178,312	45,360	120,890	114,130	21,695	6,984	784,893
Southern	213,768	337,176	7,152	254,230	6,896	136,679	38,341	994,242
Western	130,163	101,928	13,104	26,482	75,716	7,289	30,750	385,432
Total	1,415,138	1,122,637	66,960	881,034	604,279	398,052	267,144	4,755,243

- Regionally, adults received 4,755,243 hours of short break during the 15/16, a 3% increase from 13/14 and a 5% decrease from 14/15.
- Compared to last year, BHSCT (1%) and SEHSCT (4%) recorded increases in activity, while activity fell within the other 3 remaining Trusts for the same period. Compared to 13/14 outturn, BHSCT recorded an increase of 25% whereas the WHSCT fell by approx. 20%.
- Regionally, compared to last year, hours have decreased within 3 out of 4 POCs (Elderly, Mental Health and Physical Disability). Learning Disability POC showing the only increase in activity at 4%. Over the 3 years, hours have increased within 3 out of 4 POCs. Elderly recording the only decrease at 6%.
- Residential and Nursing Home Care recorded decreases in hours over the 2 and 3 year period. Day Care hours showing an increase of over 30% from 13/14, a slight dip in 15/16 of approx. 1000 hours compared to 14/15.
- Overall, the number of hours by POC and by type of short break, have fluctuated over the 3 year period from 13/14 to 15/16.

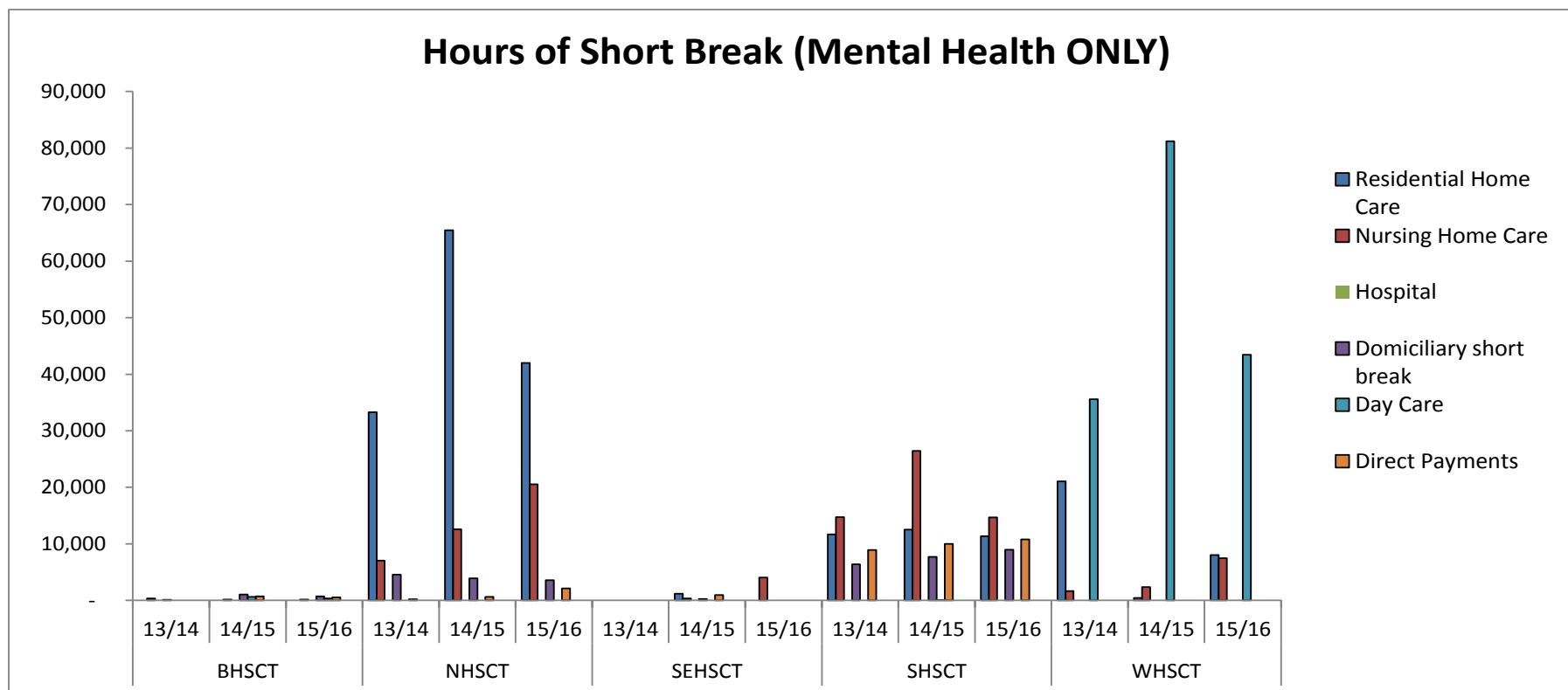
Note: In previous years, Hospital activity would have been included within 'other'. This is now shown as a distinct category in 2015/16.

Analysis of Hours of Short Break delivered by POC/ Type of Care (3 year period)



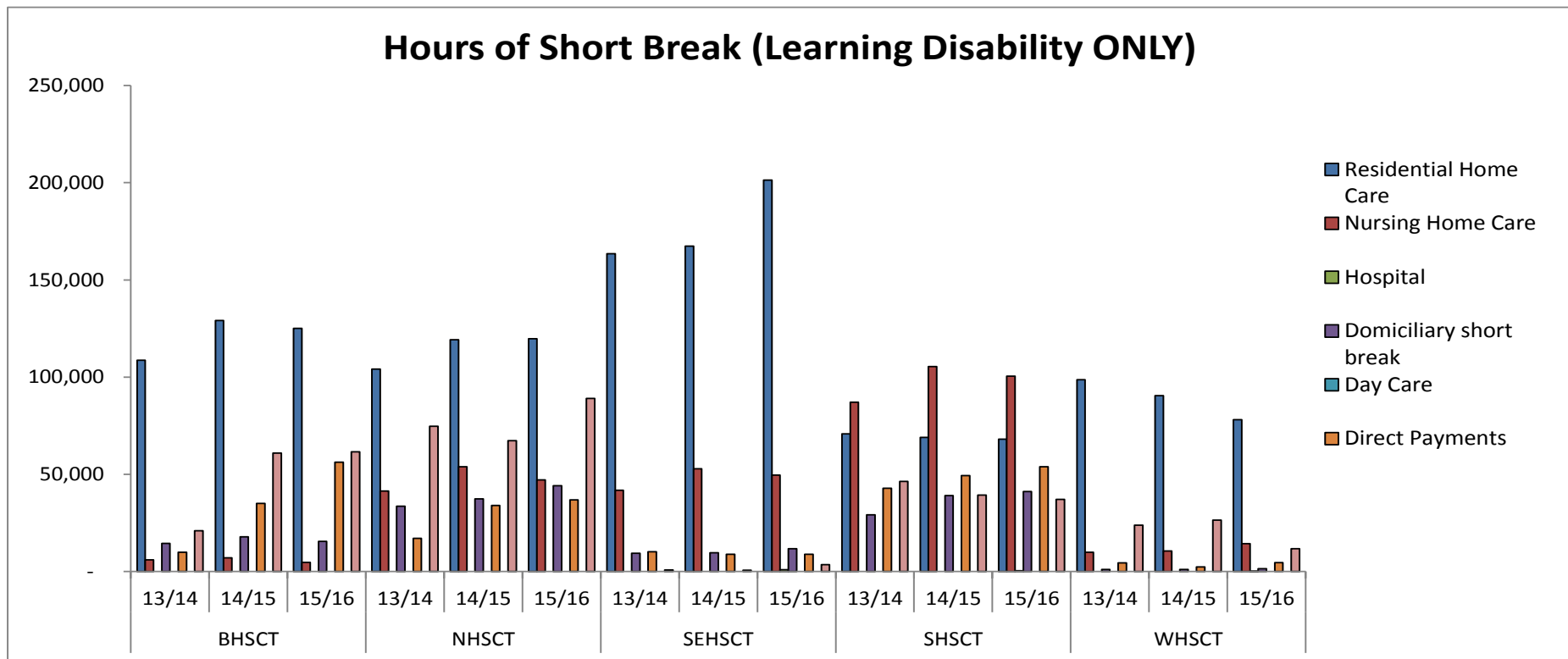
Changes since 2013/14:

- Regionally, a 6% decrease over the 3 year period from 13/14 to 15/16, to carers caring for older people. WHSCT activity fell by 36%.
- Residential Home Care hours fell by 11% - WHSCT showing the biggest decrease at 47%. BHSCT up by 36%.
- Nursing Home Care hours fell by 7% - 4 out of 5 Trusts showing a decrease in activity with WHSCT the biggest at 42%. BHSCT up by 43%.
- Domiciliary Care hours down by 4% - 4 out of 5 Trusts showing a decrease in activity with BHSCT the biggest at 34%. NHSCT up by 18%.
- Day Care hours up 6% - 4 out of 5 Trusts showing an increase in activity with NHSCT the biggest (28%).
- Direct Payments hours decreased by 15% - SEHSCT down by almost 50%. WHSCT up by approx. 120% (small numbers).
- 'Other' short breaks down by 15% - NHSCT the biggest fall at approx. 30%. SEHSCT up by 42% (small numbers).



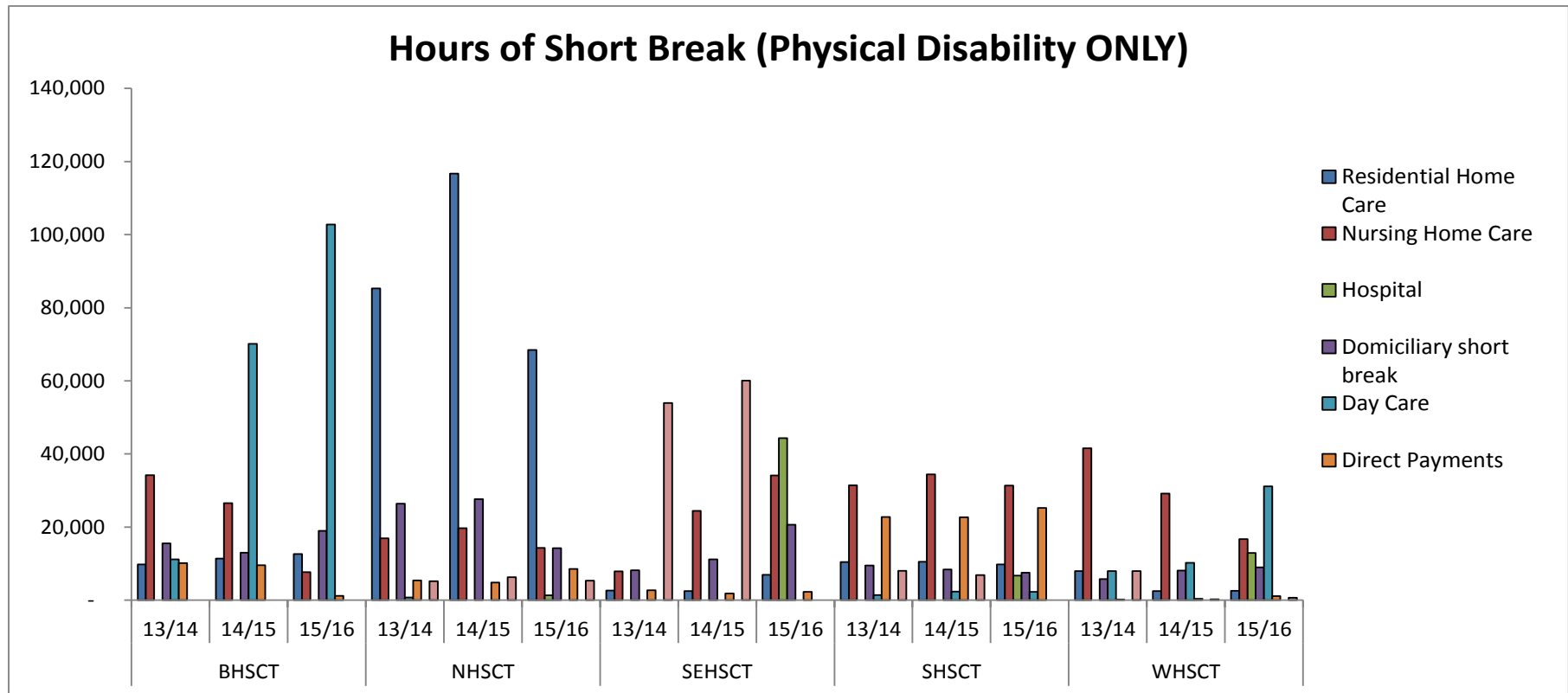
Changes since 2013/14:

- Regionally, a 23% increase from 13/14 in adult short break hours, to carers caring for people within the Mental Health POC. However, activity from last year has fallen by 22%
- Residential Home Care hours have fluctuated each year from 13/14 to 15/16. Activity increased in 14/15 by 20% but fell by 23% in 15/16.
- Nursing Home Care up by almost 100% from 13/14 to 15/16- WHSCT up by approx. 350% and NHSCT up by almost 200%.
- Domiciliary Care hours up 20% for the 3 year period – BHSCT (small numbers) and SHSCT up by 650% and 40% respectively.
- Day Care – WHSCT the only Trust showing significant activity with hours increasing in 14/15 by 128% and then falling by 47% in 15/16.
- Direct Payments hours increased by almost 50% over 3 years - SHSCT up by 21% and NHSCT reporting over 1000% increase (small numbers)



Changes since 2013/14:

- Regionally over the 3 year period, activity has shown a year on year increase in hours, to carers caring for people with a Learning Disability. This is evident within almost every type of short break.
- Residential Home Care hours up by 9% from 13/14 - SEHSCT up by 23% and WHSCT down by 21%.
- Nursing Home Care hours up by 16% from 13/14 but down by 6% from 14/15 – WHSCT recorded the biggest increase over the 3 year period at 44%.
- Domiciliary Care hours up by 30% from 13/14 – All 5 Trusts showing an increase.
- Direct Payments hours increased by 90% from 13/14 – BHSCT have increased significantly by 46,000 hours (465%).
- ‘Other’ short breaks up by 22% from 13/14 - BHSCT increased significantly by 40,000 hours (almost 200%). WHSCT down by 50%.



Changes since 2013/14:

- Regionally, a 15% increase in adult short break hours, to carers caring for people with a Physical and Sensory Disability. BHSCT up by 77% and NHSCT activity down by 20%
- Residential Home Care hours fluctuated over the 3 years. Activity up by 24% in 14/15 but fell by 30% in 15/16.
- Nursing Home Care hours down by 21% over the 3 years - BHSCT and WHSCT down significantly by 77% and 60% respectively. SEHSCT up by over 300%.
- Domiciliary Care hours up by 8% - SEHSCT hours up by over 150%. NHSCT down by 46%.
- Day Care hours increased by a significant 115,000 hours, almost all in BHSCT and WHSCT.
- Direct Payments hours decreased by 7% - BHSCT down by 88%. NHSCT up by 58%
- 'Other' short breaks down significantly by 92% - This is mainly due to hours moved to a stand-alone 'Hospital' category in 15/16. Activity in the Hospital has accounted for more than 65,000 hours this year.

High Level Analysis – Number of Adult Carers at QE March 15 v QE March 16

QE Mar 15		Number of Adult Carers				
Trust	Elderly (POC 4)	Mental Health (POC 5)	Learning Disability (POC 6)	Physical Disability (POC 7)	Total	
Belfast	639	16	470	372	1,497	
Northern	2,619	55	563	183	3,420	
South Eastern	1,243	18	406	127	1,794	
Southern	767	86	515	102	1,470	
Western	262	253	177	71	763	
Total	5,530	428	2,131	855	8,944	

QE Mar 15		Adults Receiving Short Break							
Trust	Residential Home Care	Nursing Home Care	Hospital	Domiciliary short break	Day Care	Direct Payments	Cash Grants	Other	Total
Belfast	271	146		246	523	174	-	137	1,497
Northern	716	412		1,119	383	239	19	532	3,420
South Eastern	287	83		618	307	49	105	345	1,794
Southern	164	251		563	49	173	148	122	1,470
Western	173	99		68	273	17	18	115	763
Total	1,611	991	-	2,614	1,535	652	290	1,251	8,944

QE Mar 16		Number of Adult Carers				
Trust	Elderly (POC 4)	Mental Health (POC 5)	Learning Disability (POC 6)	Physical Disability (POC 7)	Total	
Belfast	694	13	442	416	1,565	
Northern	2,443	44	537	135	3,159	
South Eastern	1,319	6	402	156	1,883	
Southern	758	169	442	102	1,471	
Western	244	291	182	77	794	
Total	5,458	523	2,005	886	8,872	

QE Mar 16		Adults Receiving Short Break							
Trust	Residential Home Care	Nursing Home Care	Hospital	Domiciliary short break	Day Care	Direct Payments	Cash Grants	Other	Total
Belfast	266	165	-	251	521	150	99	113	1,565
Northern	549	270	1	1,179	384	244	14	518	3,159
South Eastern	290	105	27	572	342	81	82	384	1,883
Southern	181	171	4	576	35	190	215	99	1,471
Western	177	54	24	75	318	38	81	27	794
Total	1,463	765	56	2,653	1,600	703	491	1,141	8,872

- Regionally, 8,872 adult carers received a short break at QE March 16, a 1% decrease compared to QE March 15.
- BHSCT (5%) SEHSCT (5%) and WHSCT (4%) recorded an increase in the number of carers, while there was a decrease within NHSCT (8%) and no significant change in SHSCT.
- Regionally, the number of carers has fallen within Learning Disability (6%) and Elderly (1%), while Mental Health (22%) and Physical Disability (4%) showed an increase.
- The number of carers that chose Nursing and Residential Home Care has fallen by 23% and 9% respectively
- The number of carers that chose Domiciliary Care for their short break has increased slightly by 1% at QE March 16 compared to QE March 15.
- For the same period, increases also occurred within Cash Grants (69%), Direct Payments (8%) and Day Care (4%).

Note: The above figures warrant investigation with Trusts to ascertain reason(s).

Appendices

Please see below activity by quarter end for the year 15/16.

QE June 15

Hours of Short Break						Type of short break Adults Receive								
Trust	Elderly (POC 4)	Mental Health (POC 5)	Learning Disability (POC 6)	Physical Disability (POC 7)	Total	Trust	Residential Home Care	Nursing Home Care	Hospital	Domiciliary short break	Day Care	Direct Payments	Other	Total
Belfast	154,513	344	62,713	39,681	257,251	Belfast	61,824	54,432	-	18,832	82,345	24,314	15,504	257,251
Northern	251,084	9,382	70,832	44,145	375,443	Northern	122,982	57,048	-	96,146	31,647	34,809	32,811	375,443
South Eastern	91,262	216	61,569	28,918	181,965	South Eastern	65,254	38,327	16,344	28,270	28,036	4,593	1,141	181,965
Southern	128,287	10,183	82,919	25,081	246,470	Southern	48,432	84,336	1,824	63,282	1,760	34,385	12,451	246,470
Western	34,649	17,216	29,518	16,889	98,272	Western	37,159	27,432	192	6,718	21,588	1,487	3,696	98,272
Total	659,795	37,340	307,551	154,714	1,159,400	Total	335,651	261,575	18,360	213,247	165,376	99,588	65,603	1,159,400

QE September 15

Hours of Short Break						Type of short break Adults Receive								
Trust	Elderly (POC 4)	Mental Health (POC 5)	Learning Disability (POC 6)	Physical Disability (POC 7)	Total	Trust	Residential Home Care	Nursing Home Care	Hospital	Domiciliary short break	Day Care	Direct Payments	Other	Total
Belfast	151,947	204	68,785	37,523	258,459	Belfast	63,336	51,960	-	23,165	80,428	24,550	15,020	258,459
Northern	309,841	25,419	94,665	23,741	453,666	Northern	155,852	88,824	336	102,978	32,377	36,932	36,367	453,666
South Eastern	106,624	840	70,837	30,543	208,844	South Eastern	81,157	52,056	10,320	29,521	28,072	5,907	1,811	208,844
Southern	161,076	14,962	77,097	20,085	273,220	Southern	61,320	102,744	1,848	63,632	1,905	33,593	8,178	273,220
Western	19,042	11,534	24,869	22,750	78,195	Western	21,875	21,888	3,792	9,991	14,174	1,618	4,857	78,195
Total	748,530	52,959	336,253	134,642	1,272,383	Total	383,540	317,472	16,296	229,287	156,956	102,599	66,233	1,272,383

QE December 15

Hours of Short Break					
Trust	Elderly (POC 4)	Mental Health (POC 5)	Learning Disability (POC 6)	Physical Disability (POC 7)	Total
Belfast	105,451	909	67,232	38,093	211,686
Northern	274,442	18,374	89,530	23,918	406,264
South Eastern	100,702	792	67,663	29,197	198,354
Southern	139,569	12,636	83,360	20,035	255,600
Western	51,898	17,141	28,466	17,477	114,982
Total	672,062	49,852	336,251	128,720	1,186,885

Type of short break Adults Receive								
Trust	Residential Home Care	Nursing Home Care	Hospital	Domiciliary short break	Day Care	Direct Payments	Other	Total
Belfast	59,976	51,840	-	14,527	49,744	19,167	16,432	211,686
Northern	132,096	76,992	504	98,018	30,612	35,540	32,502	406,264
South Eastern	73,221	48,851	9,144	30,751	28,936	5,459	1,992	198,354
Southern	52,824	92,784	1,872	62,792	1,414	34,606	9,308	255,600
Western	39,621	38,952	4,056	5,455	20,795	1,634	4,469	114,982
Total	357,738	309,419	15,576	211,542	131,501	96,406	64,703	1,186,885

QE March 16

Hours of Short Break					
Trust	Elderly (POC 4)	Mental Health (POC 5)	Learning Disability (POC 6)	Physical Disability (POC 7)	Total
Belfast	140,709	315	64,442	28,000	233,466
Northern	276,906	15,109	81,999	20,429	394,443
South Eastern	97,631	2,184	76,178	19,739	195,732
Southern	135,393	8,011	57,674	17,874	218,953
Western	36,284	13,057	27,633	17,009	93,983
Total	686,923	38,676	307,926	103,050	1,136,576

Type of short break Adults Receive								
Trust	Residential Home Care	Nursing Home Care	Hospital	Domiciliary short break	Day Care	Direct Payments	Other	Total
Belfast	57,558	50,253	-	20,491	69,042	21,438	14,684	233,466
Northern	120,060	73,872	504	105,277	31,342	35,639	27,749	394,443
South Eastern	77,891	39,078	9,552	32,349	29,086	5,736	2,040	195,732
Southern	51,192	57,312	1,608	64,524	1,817	34,096	8,404	218,953
Western	31,508	13,656	5,064	4,318	19,159	2,550	17,728	93,983
Total	338,209	234,171	16,728	226,959	150,446	99,459	70,605	1,136,576