



CONDITIONS OF RELEASE

- 1 This information is released by the UK Government for Defence purposes only.
- 2 This information must be afforded the same degree of protection as that afforded to information of an equivalent security marking originated by the recipient Government or as required by the recipient Government's National Security regulations.
- 3 This information may be disclosed only within the Defence Department of the recipient Government, except as otherwise authorised by the Ministry of Defence (Army).
- 4 This information may be subject to privately owned rights.

**SHELTER, PORCH
1.8 M x 1.8 M (6 FT x 6 FT)**

NSN J11/8340-99-225-8188

**COMPLETE EQUIPMENT SCHEDULE, SERVICE
EDITION (SIMPLE EQUIPMENT)**

~~THIS DOCUMENT IS THE PROPERTY OF HER BRITANNIC MAJESTY'S GOVERNMENT, and is issued for the information of such persons only as need to know its contents in the course of their official duties. Any person finding this document should hand it to a British forces unit or to a police station for its safe return to the MINISTRY OF DEFENCE, D Def Sy, MAIN BUILDING, WHITEHALL, LONDON SW1A 2HB, with particulars of how and where found. THE UNAUTHORISED RETENTION OR DESTRUCTION OF THIS DOCUMENT MAY BE AN OFFENCE UNDER THE OFFICIAL SECRETS ACTS OF 1911-1989. (When released to persons outside Government service, this document is issued on a personal basis and the recipient to whom it may be entrusted in confidence, within the provisions of the Official Secrets Acts 1911-1989, is personally responsible for its safe custody and for seeing that its contents are disclosed only to authorized persons).~~

Sponsored for use

in the

UNITED KINGDOM MINISTRY OF DEFENCE AND ARMED FORCES

by the

DEFENCE EQUIPMENT AND SUPPORT ORGANISATION

AMENDMENT RECORD

Amdt No	Incorporated By (Signature)	Date
1		
2		
3		
4		
5		
6		
7		
8		
9		
10		
11		
12		
13		
14		
15		
16		
17		
18		
19		
20		
21		
22		
23		
24		
25		
26		
27		
28		
29		
30		
31		

Amdt No	Incorporated By (Signature)	Date
32		
33		
34		
35		
36		
37		
38		
39		
40		
41		
42		
43		
44		
45		
46		
47		
48		
49		
50		
51		
52		
53		
54		
55		
56		
57		
58		
59		
60		
61		
62		

CONTENTS

	Page
PRELIMINARY MATERIAL	
Front cover (title page)	(i)/(ii)
Amendment record sheet	(iii)/(iv)
Contents (this list)	(v)
PREFACE	(vi)
Introduction	(vi)
Instructions for use by Units	(vi)
Initial issues	(vi)
In lieu items	(vi)
General Notes	(vii)
Amendments	(vii)
Indentations	(vii)
Description	(vii)
Related and associated publications	(viii)
Related publications	(viii)
Associated publications	(ix)
Abbreviations	(ix)
Warnings and Cautions	(x)
Comment on AESP	Final leaf

COMPLETE EQUIPMENT SCHEDULE (CES)

Chapter

- 1 General Information
- 2 Complete Equipment Schedule
- 2-1 Main Items
- 2-2 Insulation Pack
- 3 Indexes
- 3-1 Index of NATO Stock Numbers to Chapter, Figure and Item Numbers
- 3-2 Index of Manufacturers Part/drawing Numbers to Chapter, Figure and Item Numbers
- 3-3 Not issued
- 3-4 Not issued

PREFACE

Sponsor: DEC ELS
Publication Authority: DE&S
ECI IPT

INTRODUCTION

1 Service users should forward any comments on this publication through the channels prescribed in AESP 0100-P-011-013. An AESP Form 10 is provided at the end of the preliminary pages; it should be photocopied and used for forwarding comments on this AESP.

2 AESPs are issued under Defence Council authority and where AESPs specify action to be taken, the AESP will of itself be sufficient authority for such action and also for the demanding of the necessary stores, subject to the provisions of Para 3 below.

3 The subject matter of this publication may be affected by Defence Instruction Notices (DINs), Standing Operating Procedures (SOPs) or by local regulations. When any such Instruction, Order or Regulation contradicts any portion of this publication it is to be taken as the overriding authority.

4 The subject matter of this publication details information specific to Porch, Shelter 1.8 M x 1.8 M (6 FT x 6 FT) MK 3.

5 This Complete Equipment Schedule (CES) is designed as an aid to the identification of components, parts or assemblies of parts of the equipment and to provide information necessary for demanding spares.

6 This CES may list some or all of the parts comprising the equipment concerned, but only those parts assigned a NATO Stock Number, Service Catalogue or Reference Number will normally be available as spares. Should there be a requirement for an item not assigned a number, demands may be submitted quoting the AESP, Item Number, Figure Reference and Item Name. Where a manufacturers reference is known, this should also be quoted.

Instructions for use by Units

7 Detailed instructions for use by Units are given in JSP336.

Initial issues

8 Initial issues as detailed below:

8.1 One copy of the CES will be attached to the Unit's copy of the issue voucher and one further copy to accompany every equipment.

8.2 Deficiencies (if any) will be enfaced on the covering issue voucher by reference to the Serial Number of the items listed in the simple CES.

8.3 'To follow' vouchers will not be created.

8.4 All items listed in the CES can be issued separately. If any listed herein becomes unserviceable it should be extracted and exchanged and the equipment retained pending receipt. Transfers between equipment holders should normally be complete to CES.

In lieu items

9 Authorised 'In lieu' items held against this CES will not be replaced until such time as they are no longer serviceable. When replacement becomes necessary the correct item, as listed in the CES, will be demanded.

General Notes

10 Certain items may be annotated as follows:

10.1 (C) – This code indicates the Accounting Classification of the item. C (Consumable) items are formally receipted and issued for consumption.

10.2 (X) – ESSENTIAL ITEMS without which the RLC will not issue the equipment.

10.3 (P) – This code indicates the Accounting Classification of the item. P (Permanent) are subject to formal condemnation action (AFG1043).

10.4 (NI) – (Not illustrated) when appearing with a number in the 'Fig Item' column indicates that the item is not illustrated.

10.5 (NIV) – (Not in Vocabulary) indicates that the item is not available within the Stores System.

Amendments

11 Amendments to the catalogue will be published as and when necessary. The amendments will be numbered consecutively, and the Amendment record sheet is to be completed for each amendment list embodied. New or amended material will be highlighted by side lining to show the extent of the amendment.

Indentations

12 Items are listed in a logical assembly/disassembly order and are indented by the 'Dot System' in which each 'dot' depicts the relationship of the item to the main assembly.

MAIN ASSEMBLY

Attaching parts for main assembly.

- . FIRST LEVEL OF BREAKDOWN (Sub-assembly or part of main assembly)
- . Attaching parts for first level.
- . . SECOND LEVEL OF BREAKDOWN (Sub-sub-assembly or detail part of Sub-assembly)
- . . Attaching parts for second level.

Description

13 The item Description and Annotation Block is also to convey additional information to the CES user, which will appear in brackets i.e. related location detail, e.g. another AESP or Chapter/Item within this AESP.

RELATED AND ASSOCIATED PUBLICATIONS**Related publications**

14 The octad for the subject equipment consists of all the categories shown in Table 1. All references are prefixed with the first eight digits of this publication. The availability of the publications can be checked by reference to the relevant Group Index in AESP 0100-A-001-013.

TABLE 1 RELATED PUBLICATIONS

Category/Sub-Category			Information Level			
			1 User/Operator	2 Unit Maintenance	3 Field Maintenance	4 Base Maintenance
1	0	Purpose and Planning Information	101	*	*	*
	1	Equipment Support Policy Directives	*	*	*	*
2	0	Operating Information	201	*	*	*
	1	Aide Memoire	*	*	*	*
	2	Training Aids	*	*	*	*
3		Technical Description	*	*	*	*
4	1	Installation Instructions	*	*	*	*
	2	Preparation for Special Environments	*	*	*	*
5	1	Failure Diagnosis	*	*	*	*
	2	Repair Instructions	201	*	*	*
	3	Inspection Standards	*	*	*	*
	4	Calibration Procedures	*	*	*	*
6		Maintenance Schedules	*	*	*	*
7	1	Illustrated Parts Catalogues	711	*	*	*
	2	Commercial Parts Lists	*	*	*	*
	3	Complete Equipment Schedule, Production		*	*	*
	4	Complete Equipment Schedule, Service Edition (Simple Equipment)	741	*	*	*
	5	Complete Equipment Schedule, Service Edition (Complex Equipment)	*	*	*	*
8	1	Modification Instructions	*	*	*	*
	2	General Instructions, Special Technical Instructions and Servicing Instructions	*	*	*	*
	3	Service Engineered Modification Instructions (RAF only)	*	*	*	*

* Category/Sub-category not published.

Associated publications

15 The following publications are associated with this AESP octad.

<u>Reference</u>	<u>Title</u>
------------------	--------------

NONE

ABBREVIATIONS

16 The following abbreviations are used in this AESP octad.

<u>Abbreviation</u>	<u>Nomenclature</u>
AESP	Army Equipment Support Publication
CES	Complete Equipment Schedule
DIN	Defense Instruction Notices
NI	Not Illustrated
NIV	Not In Vocabulary
SOP	Standard Operating Procedures

WARNINGS AND CAUTIONS

HAZARDOUS SUBSTANCES

17 Before using any hazardous substances or material, the user must be conversant with the safety precautions and first aid instructions:

- 17.1 on the label of the container it was supplied in;
- 17.2 on the material Safety Data Sheet;
- 17.3 in local Safety Orders and Regulations.

WARNING

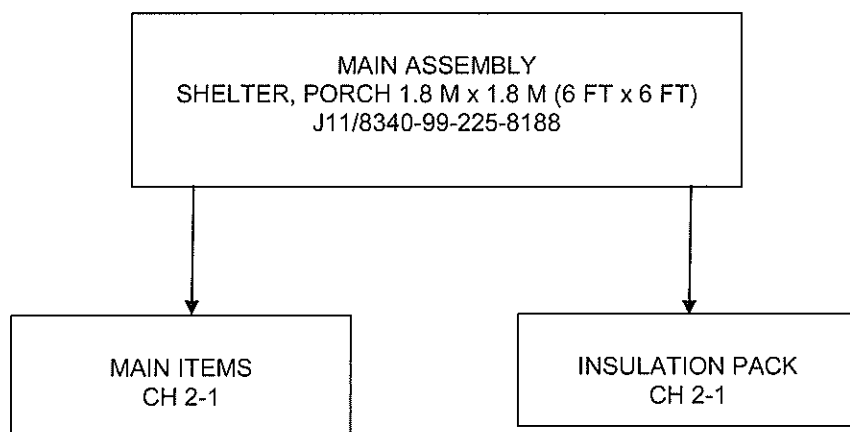
PERSONNEL INJURY/HEAVY WEIGHT. MINIMUM PERSONNEL NUMBERS REQUIRED TO LIFT OR MOVE EACH SHELTER SHOULD BE OBSERVED.

CHAPTER 1

GENERAL INFORMATION

CONTENTS

	Page
Title page	1
Family Tree	2
Index of Main Assemblies	3/4



Family Tree

INDEX OF MAIN ASSEMBLIES

Fig. No Item No	DMC NSCM	Army NSN Part Number	Item Description and Annotations	No Off D of Q	Quantity of Issue
0	J11	8340-99-225-8188	SHELTER, PORCH 1.8 M x 1.8 M (6 FT x 6 FT)	1	
1			MAIN ITEMS (CHAPTER 2-1)	N/A	
2			INSULATION PACK (CHAPTER 2-2)		

CHAPTER 2

COMPLETE EQUIPMENT SCHEDULE (CES)

CONTENTS

Chapter

- 2-1 Main items
- 2-2 Insulation Pack

CHAPTER 2-1

COMPLETE EQUIPMENT SCHEDULE (CES)

MAIN ITEMS



Fig 1 Shelter, porch 1.8 m x 1.8 m (6ft x 6ft)

CES

Fig. No Item No	DMC NSCM	Army NSN Part Number	Item Description and Annotations	No Off D of Q	Quantity of Issue
0	J11	8340-99-225-8188	SHELTER, PORCH 1.8 M x 1.8 M (6 FT x 6 FT)	REF	
1	J11	8340-99-199-9741	ROOF AND WALLS	1 EA	
2	J11	8340-99-228-3659	END SECTION	1 EA	
3	J11	8340-99-147-5778	GROUNDSHEET	1 EA	
6	J11	8340-99-132-0006	UNIVERSAL MEMBER 6 FT	9 EA	
7	J11	8340-99-132-0007	UNIVERSAL MEMBER 3 FT	4 EA	
8	J11	8340-99-132-0008	RIDGE AND EAVES BRACKET	6 EA	



Fig 2 Shelter, porch 1.8 m x 1.8 m (6ft x 6ft)

CES

Fig. No Item No	DMC NSCM	Army NSN Part Number	Item Description and Annotations	No Off D of Q	Quantity of Issue
10	J11	8340-99-943-1158	BAG, TENTFRAME POLES	1 EA	
11	J11	8340-99-212-1648	VALISE, TENT	1 EA	
12	J11	8340-99-499-9176	BAG, TENT FRAME BRACKETS	2 EA	
13	F1	5120-99-943-9052	PIN, TENT 18 IN. STEEL	2 EA	
14	J11	8340-99-137-3895	PIN, TENT 400 MM STEEL	6 EA	
15	J11	8340-99-132-0028	PIN, TENT 300 MM STEEL	4 EA	
NI	J11	8340-99-551-0054	HARD FLOORING INTERNAL	4 EA	

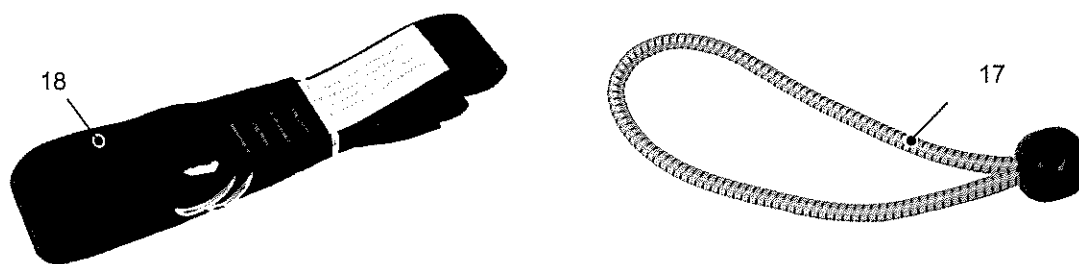


Fig 3 Shelter, porch 1.8 m x 1.8 m (6ft x 6ft)


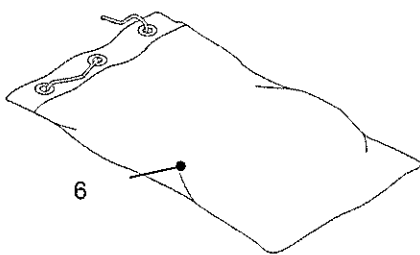
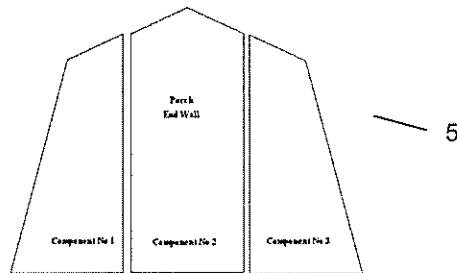


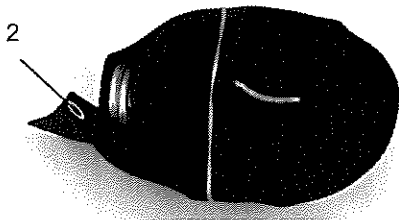
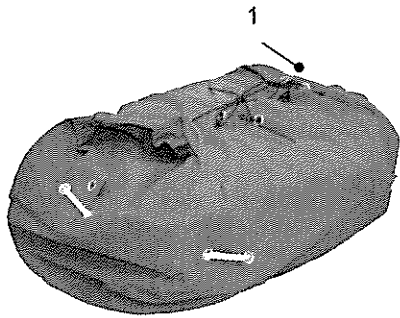
CES

Fig. No Item No	DMC NSCM	Army NSN Part Number	Item Description and Annotations	No Off D of Q	Quantity of Issue
17	J11	8340-99-865-3035	TENSIONER, LINER AND GROUNDSHEET	40 EA	
18	J11	8340-99-477-1543	END GUY, QUICK RELEASE	1 EA	

CHAPTER 2-2

COMPLETE EQUIPMENT SCHEDULE (CES)

INSULATION PACK



CES

Fig. No Item No	DMC NSCM	Army NSN Part Number	Item Description and Annotations	No Off D of Q	Quantity of Issue
2 0	J11		INSULATION PACK	REF	
1	J11	8105-99-216-3569	BAG TRANSIT & STORAGE INSULATION	1 EA	
2	J11	8340-99-226-2818	STRAP, ADJUSTABLE ROOF RESTRAINT	2 EA	
3	J11	8340-99-391-3314	STRAP, ADJUSTABLE, INSULATION SUPPORT	1 EA	
4	J11	8340-99-898-1096	INSULATION PANEL, ROOF & WALL	1 EA	
5	J11	8340-99-226-2816	INSULATION PANEL, END WALL MK 3	1 EA	
5	J11	8340-99-153-6625	COMPONENT NO 1 INSULATION PANEL, END WALL MK 3	1 EA	
5	J11	8340-99-839-8746	COMPONENT NO 2 INSULATION PANEL, END WALL MK 3	1 EA	
5	J11	8340-99-741-6210	COMPONENT NO 3 INSULATION PANEL, END WALL MK 3	1 EA	
6	J11	8105-99-474-7838	BAG, TRANSIT & STORAGE STRAP SET, GS SHELTER VARIOUS	1 EA	
7	J11	4020-99-908-8176	TENSIONER,	34 EA	

Fig 1 Insulation pack

CHAPTER 3

INDEXES

CONTENTS

Para

- 1 Introduction

Chapter

- 3-1 Index of NATO stock numbers to chapter, figure and item numbers
- 3-2 Index of manufacturers' part/drawing numbers to chapter, figure and item numbers
- 3-3 Not issued
- 3-4 Not issued

INTRODUCTION

- 1 This Chapter identifies the indexes provided in support to the main parts list.

CHAPTER 3-1

INDEX OF NATO STOCK NUMBERS
TO
CHAPTER, FIGURE AND ITEM NUMBERS

CONTENTS

	Page
Index pages	3/4

**INDEX OF NATO STOCK NUMBERS
TO
CHAPTER, FIGURE AND ITEM NUMBERS**

NATO STOCK NUMBER	CHAPTER	FIG & ITEM	NATO STOCK NUMBER	CHAPTER	FIG & ITEM
8340-99-199-9741	2-1	1-1			
8340-99-228-3659	2-1	1-2			
8340-99-147-5778	2-1	1-3			
8340-99-132-0006	2-1	1-6			
8340-99-132-0007	2-1	1-7			
8340-99-132-0008	2-1	1-8			
8340-99-132-0010	2-1	1-9			
8340-99-943-1158	2-1	1-10			
8340-99-212-1648	2-1	1-11			
8340-99-499-9176	2-1	1-12			
8340-99-943-9052	2-1	1-13			
8340-99-137-3895	2-1	1-14			
8340-99-132-0028	2-1	1-15			
8340-99-551-0054	2-1	1-16			
8340-99-865-3035	2-1	1-17			
8340-99-477-1543	2-1	1-18			
8105-99-216-3569	2-2	2-1			
8340-99-226-2818	2-2	2-2			
8340-99-391-3314	2-2	2-3			
8340-99-898-1096	2-2	2-4			
8340-99-226-2816	2-2	2-5			
8340-99-153-6625	2-2	2-5			
8340-99-839-8746	2-2	2-5			
8340-99-474-6210	2-2	2-5			
8105-99-474-7838	2-2	2-6			
4020-99-908-8176	2-2	2-7			

CHAPTER 3-2

INDEX OF MANUFACTURERS' PART/DRAWING NUMBERS

TO

CHAPTER, FIGURE AND ITEM NUMBERS

CONTENTS

	Page
Index pages	3/4

INDEX OF MANUFACTURERS' PART/DRAWING NUMBERS
TO
CHAPTER, FIGURE AND ITEM NUMBERS

MANUFACTURERS PART OR DWG NUMBERS	CHAPTER	FIG & ITEM	MANUFACTURERS PART OR DWG NUMBERS	CHAPTER	FIG & ITEM

COMMENT(S) ON AESP*

To: OIP
Defence Equipment and Support

From:

Senders Reference	BIN Number	Date
AESP* Title: COMPLETE EQUIPMENT SCHEDULE, SERVICE EDITION (SIMPLE EQUIPMENT)		
Chapter(s)/Instruction	Page(s)/Paragraph(s)	
If you require more space please use the reverse of this form or a separate piece of paper. Comment(s):		

Signed: Telephone No:

Name (Capitals): Rank/Grade: Date:

✂

FOR AESP* SPONSOR USE ONLY

To:

From:

Thank you for commenting on AESP 8340-C-102-741

Your reference: Date:

Action is being taken to:	Tick		Tick
Issue a revised/amended AESP*		Under investigation	
Incorporate comment(s) in future amendments		No action required	
Remarks			

Signed: Telephone No:

Name (Capitals): Rank/Grade: Date:

* AESP or EMER

