



# **ARMY DRESS REGULATIONS (ALL RANKS)**

---

---

## **Part 9**

### **Badges, Headdress and Accoutrements**

---

**Ministry of Defence**

**PS12(A)**

**November 2021**

# SECTION 1 - GENERAL INSTRUCTIONS

## INTRODUCTION

**09.21 Scope.** Part 9 of these Regulations deals with badges, headdress, accoutrements and formation badges and should be read in conjunction with Regiment and Corps dress in Parts 3 and 4.

**09.22 Contents.** Contents are as follows:

- a. Section 1 - Introduction
- b. Section 2 – Badges and Chevrons
- c. Section 3 - Badges Of Appointment And Qualification
- d. Section 4 - Cap And Collar Badges, Buttons And Belt Buckles
- e. Section 5 - Union Emblem, Formation Badges And Tactical Recognition Flashes Worn On Combat Dress
- f. Section 6 – Headdress
- g. Section 7 – Embellishments
- h. Section 8 – Ceremonial Accoutrements

**09.23 Design and Approval.** The design of all badges, flashes, embellishments and accoutrements worn on any item of Army dress must be approved by the Army Dress Committee. Designs are to be submitted to PS12 and should not be submitted without first consulting the Army Historical Advisor who will be able to advise on the design. If the design incorporates a crown, then the design must be approved personally by the Garter King of Arms and The Sovereign. This involves the production of heraldic artwork by the College of Arms at some expense. If the design is an Army requirement, this expense will be covered from public funds. However if the design is a requirement for an individual corps or regiment, the expense is to be covered from non-public funds. Badges, flashes, embellishments and accoutrements which do not incorporate a crown in the design do not require detailed artwork from the College of Arms but must still be approved by the Army Dress Committee. Ciphers, crests and mottos not worn on dress but used on letterheads, websites and the like that have a crown in their design must follow a similar process for approval with the same expense. Those ciphers, crests and mottos that do not have a crown require approval from the Army Dress Committee.

## SECTION 2 - BADGES AND CHEVRONS

### INTRODUCTION

**09.21 Scope.** This section deals with the badges and chevrons to be worn with the various orders of dress and contains the regulations for the scale, provision and wearing of soldier's rank badges and chevrons and good conduct chevrons.

### BADGES OF RANK

#### **09.22 Badges of Rank.**

a. The rank of officers, warrant officers and non commissioned officers are described as follows:

Field Marshal: Crossed batons on a laurel wreath, with crown above.

General: Crossed sword and baton, with crown over star above.

Lieutenant General: Crossed sword and baton, with crown above.

Major General: Crossed sword and baton, with star above.

Note: When the crossed sword and baton are worn on the shoulder, the sword point is to point forwards on each shoulder. When worn as a single badge of rank in No 8 Dress, it is standard practise for the sword point to point towards the right shoulder of the wearer.

Brigadier: Crown above three stars, the two lower stars side by side.

Colonel: Crown above two stars.

Lieutenant Colonel: Crown above one star.

Major: Crown.

Note: The standard crown is the St Edward's Crown though Field Officers of the Household Cavalry wear the Tudor Crown.

Captain: Three stars.

Lieutenant: Two stars.

Second Lieutenant: One star.

Note: The standard star is based on the Bath Star but certain regiments wear the Eversley Star and the Household Division wear versions of the Garter, Thistle and St Patrick's Star

Warrant Officer Class 1: The Royal Arms (Royal Arms within a wreath for Corps RSMs and other senior WO1s including Conductors, RA Sergeant Major and RMAS AcSM – see details in Annex H to Section 2)

Warrant Officer Class 2: Crown within a laurel wreath (plain crown for CSM etc)

Staff Sergeant: Three-bar chevron with crown above

Sergeant: Three-bar chevron

Corporal/Bombardier: Two-bar chevron

Lance Corporal/Lance Bombardier: Single bar chevron (note that in some RAC regiments Lance Corporals wear two-bar chevrons – see Part 4 of these Regulations).

b. **Household Division badges of rank.** Variations of the above insignia worn by WOs and NCOs of the Household Division are shown in Part 3 of these Regulations.

c. **Positioning**

- i) Officers' badges of rank (other than in combat uniform) are worn on shoulder-cords, shoulder-straps and shoulder-chains. In shirt-sleeve order and on the Jersey Heavy Wool they may by regimental practice be attached to a slide designed to be worn on a shoulder-strap.
- ii) Warrant officers' badges of rank are worn on the right forearm of the uniform. In shirt-sleeve order they are in metal (brass, white metal or blackened) to match the colour of the unit's buttons, on a leather band worn on the right wrist.
- iii) NCOs' badges of rank are worn on the right upper arm. In shirt-sleeve order the means of attachment is according to regimental custom.
- iv) On combat clothing badges of rank are worn by all ranks on the attachment provided.
- v) On cloaks and blue-grey greatcoats NCOs' chevrons are worn on the right forearm.

#### **d. Material**

- i) Terminology. Where the colour of a badge is specified as "gold", this is to indicate that it is made of gold-coloured material, either gilt metal, brass or anodised. Similarly, badges described as "silver" may be made of silver-plated metal, white metal alloy or silver-coloured anodised aluminium.
  - ii) Officers. Badges of rank may be made of metal, of gold or silver embroidery, or in worsted. Unless otherwise stated, metal and embroidered crowns are to have a crimson "cap" (black for Rifle regiments) within the arches. When worn on gold or silver shoulder-cords, or on shoulder-straps edged with gold or silver lace or embroidery, badges are to be in metal or embroidery of the opposite colour. On plain shoulder-straps, officers' badges of rank are to be in metal or embroidery of the same colour as the buttons. On No.2/No.3 Dress, bronze or worsted badges may be worn by regimental custom. Officers of Rifle regiments and RACHD wear black badges of rank.
  - iii) Warrant Officers' and NCOs. Badges of rank may also be in metal, embroidery or worsted. Details of material for individual badges are given in Annex A to Sect 2 of these Regulations.
- e. Details of sizes, materials and coloured backings (if any) are given for individual regiments and Corps in Parts 3 and 4 to these Regulations.
  - f. Field Officers of the Household Cavalry wear the Tudor Crown, with no "cap" within the arches; field officers of other regiments wear the St Edward's crown.
  - g. Officers of the Household Division and HAC Infantry wear stars of special pattern (see Parts 3 and 4 respectively). Officers of other units wear the star of the Order of the Bath, with two of the crowns in the centre uppermost. A slightly different style of the Bath star (known as the Eversleigh Star) is worn by the PWRR and WELSH.
  - h. Personnel holding any form of acting or temporary rank are to wear the badges of that rank.

### **SOLDIERS BADGES AND CHEVRONS ALLIED TO ORDERS OF DRESS**

#### **09.23 No 1 Dress.**

- a. Badges and chevrons denoting rank are embroidered in gold, silver or black lace on a coloured backing as authorised by the Army Dress Committee for regiments and corps. They are worn on the right upper arm only and in accordance with the rules expressed in this section.

b. Badges of appointment and qualification are embroidered in the colour authorised by the Army Dress Committee, the cloth backing normally being the same colour as the jacket on which they are worn. They are worn according to the regulations contained in Section 3 of Part 9 of these Regulations.

c. Good conduct chevrons are embroidered in gold, silver or black lace on a backing of the same colour as the jacket on which they are being worn. They are not worn on the backing colour of the regimental rank chevrons. They are worn on the left forearm only according to the regulations contained in this section.

**09.24** To assist regiments and corps to establish the colours of badges and chevrons for wear with No 1 Dress the details are set out in Annexes A and B.

**09.25 No 2 Dress.** The badges and chevrons denoting rank worn by soldiers with No 2 Dress are to be khaki embroidered white, with the exception of those described at Annex C. They are to be two thirds the size of those worn on No 1 Dress, except that:

- a. WO's rank badges are to be full size.
- b. The Household Division and HAC are to wear full size khaki badges and chevrons with brown embroidery, with the following exceptions:

- (1) A large metal crown is worn by Squadron Corporal Majors of the Household Cavalry.

- (2) A small metal crown is worn above the worsted chevrons by JNCOs of the Household Cavalry.

- (3) Metal crowns are worn by WOs2, C/Sgts, Drum and Pipe Majors of the Guards Division with the exception of the Grenadier Guards who wear cloth crowns.

- (4) King's Troop RHA SNCOs wear metal chevrons, crowns and guns. The following metal trade and qualification badges are worn:

Farrier.

LMEC.

Saddler.

**09.26 Badges worn on No 2 Dress.** The badges to be worn on No 2 Dress are:

- a. Badges of rank and good conduct chevrons.
- b. Regimental Badges (see Appx 1 to Annex A)
- c. Badges of appointment or qualification (see Section 3).
- d. Collar badges (see Section 4):
  - (1) The Guards Division and Brigade of Gurkhas are authorised to wear shoulder titles in lieu of collar badges (see Section 4). Shoulder titles are embroidered for the Guards Division and metal for the Brigade of Gurkhas.
  - (2) Cavalry regiments and the RIFLES are authorised to wear both metal shoulder titles and collar badges.

**09.27 No 3 Dress.** Chevrons worn on No 3 Dress are to be the same as those authorised in Annex A to this section for wear with No 1 Dress. Metal badges of rank, appointment and qualification are worn on No 3 Dress as shown in Annex C, Part 2 to this section, so matching the buttons authorised for wear with No 3 Dress. They are to be backed with the colour of the shoulder piping authorised in Part 3 of these regulations; or not backed, where piping is not authorised. Badges and chevrons of rank and good conduct chevrons are to be worn as follows:

- a. Badges and chevrons of rank. Worn on the right upper arm.

- b. Good conduct chevrons. Worn on the left forearm.

**09.28 No 4 Dress.** This order of dress is exclusive to officers though it is worn in appropriate regions by some WOs<sup>1</sup>.

**09.29 No 5 and 8 Dress.** Badges and chevrons denoting rank are as follows:

- a. No 5 Dress - DPM rank slide. Customised rank slide may be worn when not in the field.
- b. No 8 Dress - DPM rank slide. Customised rank slide may be worn when not in the field.

Badges and embellishments worn on these 2 orders of dress are confined to the Union Emblem, TRFs, Formation Flashes and a few qualification badges. Further details are contained in Section 7.

**09.210 No 6 Dress.** Badges of rank, appointment or qualification, and chevrons worn on No 6 Dress are to be of the pattern authorised for wear with No 2 Dress. Badges and chevrons denoting rank are to be worn on both sleeves affixed by hooks and eyes or press studs, or in the case of QARANC, on the right sleeve only.

**09.211 Badges of rank for WOs with No 6 Dress.** WOs are to wear badges or rank with No 6 Dress as authorised in Part 2 of Annex C to this section.

**09.212 Metal shoulder titles worn with No 6 Dress.** Metal shoulder titles as authorised in Section 7 of these Regulations, are to be worn on No 6 Dress by all regiments and corps except SCOTS, PARA and QARANC.

**09.213 Wearing of collar badges with No 6 Dress.** Collar badges are not worn with No 6 Dress.

**09.214 No 7 Dress.** Only badges and chevrons denoting rank are to be worn with No 7 Dress. Chevrons rank are to be worn on the right arm and are to be made of tape of the pattern authorised in Annex C to this section for R IRISH, RIFLES and RGR. All other regiments and corps are to be issued with the standard issue embroidered chevrons and crowns.

**09.215 WOs metal badges of rank with No 7 Dress.** Metal badges of rank of the pattern authorised in Part 2 of Annex C to this section are to be worn with No 7 Dress in the manner explained in column (d) of the Annex.

**09.216 Nos 10 and 11 Dress.** These orders of dress are optional for WOs and SNCOs

**09.217 No 12 Dress.** The badges and chevrons to be worn with No 12 Dress are those which are prescribed for wear with No 7 Dress. Apprentices are to wear chevrons of the type worn with No 2 Dress on a brassard obtained by local purchase. (See Part 1 of Annex C to this section). RLC chefs, when wearing chef's white jackets, are permitted to wear metal badges of rank on the upper left chest.

**09.218 No 13 Dress.** Khaki worsted badges of rank and chevrons, of No 2 Dress size, are worn on the right arm of the jersey authorised to be worn. RIFLES are authorised to wear rifle green on a maize background. QARANC are authorised to wear grey and scarlet chevrons on the right arm of jerseys and cardigans. Metal shoulder titles, as authorised by Annex A to Section 7 may be worn at the discretion of Colonels and Colonels Commandant of regiments and corps.

**09.219 WOs rank badges worn with No 13 Dress.** At the discretion of Colonels and Colonels Commandant of regiments and corps, WOs may wear, either a metal badge of rank on a wrist strap of the approved pattern, on the right wrist as authorised in Part 2 of Annex C to this section, or a worsted badge, sewn on the right arm of the jersey.

**09.220 Badges of appointment and qualification worn with No 13 Dress.** Badges of appointment and qualification authorised in Section 3 may be worn on approved patterns of jersey subject to the limitation on the number of badges that may be worn.

**09.221 Wearing of collar badges with No 13 Dress.** Collar badges are not to be worn with No 13 Dress.

**09.222 No 14 Dress.** The badges of rank and chevrons worn with No 14 Dress are those which are prescribed for wear with No 7 Dress. QARANC SNCOs are to wear miniature chromium plated chevrons. QARANC WOs are to wear rank badges as described in Part 2 of Annex C to this section at Serial 3.

**09.223 Metal shoulder titles worn with No 14 Dress.** Metal shoulder titles as authorised in Section 6, may be worn at the discretion of Colonels and Colonels Commandant of regiments and corps.

**09.224 Chevrons worn with shirt combat.** Chevrons are worn with No 8 Dress light jacket on rank slide.

**09.225 Badges and chevrons worn with khaki greatcoats.** Badges and chevrons denoting rank only are to be worn on greatcoats. They are to be embroidered white on khaki. Royal Arms buttons are worn. Regimental badges of rank, as for No 2 Dress and regimental buttons, are only to be worn on greatcoats by those regiments specifically detailed to perform short term authorised public duties in London and Edinburgh. R IRISH, GURKHAS and RIFLES are authorised to wear standard size black worsted chevrons on dark green cloth.

**09.226 Badges and chevrons worn with blue grey greatcoats.** Badges and chevrons denoting rank only are to be worn on greatcoats. Badges of rank are to be of the same pattern and colours as the Guards Division but standard size noting that the Guards Division wear badges of rank that are larger and wider than the standard. The two exception to this are:

- a. R IRISH, GURKHAS and RIFLES are authorised to wear standard size black worsted chevrons on dark green cloth.
- b. AGC(Pro) are to wear Guards Division pattern and size of chevrons.

**09.227 Badges and chevrons worn with blue cloak.** For all those Mounted Corps except the Household Cavalry and RHA, officers rank insignia in metal are to be placed on the lower portion of the shoulder straps. For WOs1, the identical rank insignia to that worn on No 1 Dress is to be on the right forearm. For WO2 and NCO rank insignia they are to be of the same size as those worn on No 1 Dress but in worsted and braid and yellow. The lowest portion of each rank insignia is to be mounted on the right forearm 16.5cm from the base of the sleeve.

**09.228 Army Sergeant Major.** For the duration of the appointment, the Army SM is to wear a badge of appointment in place of rank insignia. The design of the badge is based on a large Royal Arms on a wreath to be worn in all orders of dress. In parade orders of dress, it is to be a generic design but in Combat Dress, it may be in a regimental design. It is not to be worn once the individual leaves the appointment.



**09.229 Senior Warrant Officer's Appointment Badge.** The Comd SM and Corps RSM appointment/rank badges are the same and the design is based on a large Royal Arms in a wreath to be worn in all orders of dress. The RASM wears a similar badge of rank although with the addition of the RA badge incorporated into the design underneath the Royal Arms. It is worn by Corps RSMs of RAC, RA, R SIGS, AAC, RAMC, REME, AGC (SPS), AG (Pro), SASC and Int Corps. It is also worn by Comd SMs of 2\* and 3\* Formations. The badge is an appointment badge and individuals are to revert to the standard rank insignia once posted away from the



appointment. It should be noted that as Comd SM is an E2 type appointment, the badge is to be a standard generic badge when worn on parade orders of dress and is not to be altered for specific regiments or corps. However, as Corps SM is an E1 type appointment, they may wear a regimental version of the badge in parade orders of dress. In Combat Dress, both Comd and Corps SM may wear either a regimental version of the badge or the issued plain version of the badge on a plain olive green rank slide. The regimental version of the badge is to be similar to that worn by WOs1.

**09.230 Miniature chrome plated chevrons worn by NCOs.** NCOs are only to wear miniature chrome plated chevrons as follows:

- a. RLC.
  - (1) When on the established strength of maritime units. Worn on the naval pattern pullover and vest, white CU.
  - (2) By butchers and bakers with No 12 Dress.
  - (3) By chefs on white jackets.
- b. AGC (Pro). On the MP armlet when Macintoshes are worn.
- c. QARANC. On Nos 6 and 14 Dress.
- d. RAMC and RADC. In clinical environments worn on the clinical tunic by male personnel.

## SCALE OF ISSUE

**09.231 Scale of issue.** The number of rank badges and chevrons to be issued for wear on the various orders of dress described above are as follows:

- a. One set of badges of rank or chevrons as authorised in Annex A and Parts 1 and 3 of Annex C to this section, required on appointment to Lance rank; on promotion; upon reduction or transfer or other similar occurrence, will, when no other alterations in pattern of clothing are necessary, be issued free for each Full Dress tunic, Nos 1, 2, 3 and 6 Dress jacket, included in the scale of clothing appropriate.
- b. Two sets of metal badges of rank as authorised in Part 2 of Annex C to this section, are to be supplied free on promotion, or posting to a theatre where Warm Weather orders of dress are authorised.
- c. Anodized aluminium or miniature chromium plated chevrons are to be issued on appointment to Lance rank; on promotion; upon reduction or transfer or other similar occurrence, to those authorised to wear them. The scale in each case is to be one set of the appropriate rank badges and chevrons.
- d. Good conduct chevrons are to be issued free when authorised, for each Full Dress tunic, and Nos 1, 2, 3 and 4 Dress jacket included in the scale of clothing appropriate.

**09.232 Provision.** Provision of the badges and chevrons referred to above are to be provided at public expense. They may be provided either locally or by the Log Sp branch of the appropriate formation exceptionally in the interests of economy.

## METHOD OF WEARING RANK BADGES AND CHEVRONS

**09.233 Rank badges and chevrons.** Rank badges and chevrons other than on No 1 Dress and miniature chrome plated chevrons above are to be worn on both arms. Annex D to this section describes the method of wearing these badges on certain orders of dress. The following rules apply:

- a. When worn on the forearm, the lower edge is to be 16.5cm from the bottom of the sleeve. Where chevrons are worn point uppermost, the point is to be at least 22.85cm from the bottom of the sleeve. However, in the case of a four-bar chevron (badge of



appointment) worn on a greatcoat, the point is to be 27.94cm from the bottom of the sleeve.

b. When worn on the upper arm, the lower edge is to be 22.85cm from the top of the sleeve. Chevrons worn on the upper arm are worn point downwards. The distances from the top of the sleeve are to be:

- |     |       |          |
|-----|-------|----------|
| (1) | 1-bar | 22.85cm. |
| (2) | 2-bar | 24.13cm. |
| (3) | 3-bar | 26.67cm. |

c. The method of wearing badges and chevrons of rank and appointment on certain orders of dress for the following specific organisations is as shown below:

Guards Division	- Annex E.
King's Troop RHA and other regiments and batteries RHA	- Annex F.
Corps of bugles, drums, pipes and drums and trumpeters	- Annex G.
Regiments and corps not mentioned elsewhere	- Annex H.

## **METHOD OF WEARING GOOD CONDUCT CHEVRONS**

**09.234 Good conduct chevrons.** Good conduct chevrons are to be worn point uppermost on the left forearm of Full Dress tunics and Nos 1, 2, 3 and 6 Dress jackets. Each of the lower outer points of the lowest chevron is to be 10.16cm from the bottom of the sleeve. They are not to be worn with combat dress or working dress.

## **OFFICER CADETS AT RMAS**

**09.235 Cadets holding appointments at RMAS.** The badges worn by officer cadets holding appointments at RMAS are described in Annex I to this section. Provision is at public expense by local purchase procedure. Badges are manufactured under local arrangements. Whilst undergoing training at RMAS cadets are to wear white gorget patches on No 1 Dress uniform.

**ANNEX A TO SECTION 2 - COLOUR GUIDE FOR BADGES AND CHEVRONS OF RANK AND CERTAIN GOOD CONDUCT CHEVRONS**

Serial (a)	Colour of Badges and Chevrons (b)	Users (c)
1	Black, embroidered silver outline on rifle green	RIFLES
2	Black on rifle green	21 SAS (V).
3	Black on scarlet	Apprentices.
4	Blue on blue	QG SIGNALS. QOGLR
5	Gold on black	RTR.
6	Gold on dark blue	H Cav QDG. RE – (see also Serial 29). QGE and R Mon RE(M). 74 Fd Sqn RE – Pipers and Drummers.
7	Gold braid on blue	H Cav – (1-bar good conduct chevron)
8	Gold on Cambridge blue	AAC.
9	Gold on crimson	KRH.
10	Gold on dull cherry	RAMC.
11	Gold edged on blue	Guards Division.
12	Gold on emerald green	RADC.
13	Gold on grass green	WELSH
14	Gold on green	Int Corps.
15	Gold on maroon	PARA. RAVC.
16	Gold on pearl grey	Gibraltar Regiment – Corps of drums.
17	Gold on archer green	SCOTS (including pipers and drummers).
18	Gold on pompadour blue	SAS.
19	Gold on Royal blue	RDG.
20	Gold on scarlet	QRH (Gold shamrock lace). RL

<b>Serial</b> (a)	<b>Colour of Badges and Chevrons</b> (b)	<b>Users</b> (c)
		LD. RA – (incl RHA) R SIGNALS. PWRR. R ANGLIAN. RRF. RLC. REME. AGC. RAPTC. QARANC. RMAS – (except Academy SM). RMSM. HAC – RA element. DYRMS. QVS.
21	Gold thistle design on yellow	SCOTS DG.
22	Gold on scarlet	RL.
23	Gold on yellow	Aberdeen UOTC and Tayforth UOTC – Pipers and Drummers.
24	Silver on black	1 RTR – Pipers and Drummers. R IRISH. NI TA Band
25	Silver on dark blue	HAC – Inf element (Silver outline). 71 Engr Regt (V) – Pipers and Drummers. Edinburgh and Heriot-Watt UOTC – Pipers and Drummers.
26	Silver on Cambridge blue	SASC.
31	Silver on rifle green	Queen’s Belfast UOTC – Pipers.

Notes:

1. The design of chevrons worn on No 1 Dress is also worn on No 3 Dress.

**APPENDIX 1 TO ANNEX A TO SECTION 2 - BADGES WORN ON NO 2  
DRESS WITH RANK OR AS A REGIMENTAL BADGE**

Ser	Unit	Item	Remarks
<b>HOUSEHOLD CAVALRY &amp; RAC</b>			
1	LG	Life Guards shoulder titles	Red worn on both shoulders. ORs only, excluding WO1
2	RHG/D	Blues and Royals shoulder titles, 105 Eagle	Blue shoulder titles worn on both arms. ORs only, excluding WO1.  Black and gold eagle worn on left upper arm, all ranks.
3	QDG	Cloth QDG badge	For Offrs & SNCOs
4	SCOTS DG	Prince of Wales rank badge	On left arm with black backing (Gilt badge)
5	QRH	Maid of Warsaw badge	All ranks
6	RL	A wire bullion depiction of the Prince of Wales's feathers backed by crossed lances and topped by a Queen's crown	
7	KRH	Silver crossed kukris	For ORs on sleeves
8	LD	Special arm badge  LD TRF	From Cpl to WO2  From Tpr to WO2 (Blue/White Diamond)
9	RTR	Tank arm badge	Right sleeve for all ranks
10	RA	Royal Artillery Sergeant Majors Badge  Royal Artillery Master Gunners Badge  RA Sergeant	For WO1 Master Gunners      For WO2s instructors

Ser	Unit	Item	Remarks
		Major instructor in Gunnery crossed cannon	
		RA Gun Para Wings	All RA Sgts and S/Sgts 7 Para Regt RHA
<b>INFANTRY</b>			
11	FT GDS	Various WO1 badges	Bn RSMs, GSM Londist, AcSM RMAS
12	Ft Gds		Shoulder titles.
13	GREN GDS	Grenade & cross swords	Grenade worn by Sgts & Cpls. C/Sgts & WOs wear x swords as well.
14	PWRR	Yellow tiger	left sleeve
15	LANCS	Yellow glider	Regimental badge all ranks R sleeve
16	R ANGLIAN	French eagle	Regimental badge all ranks L sleeve
17	RIFLES	Croix de Guerre	all ranks both sleeves
18	R.WELSH	Flash	All ranks- DC IPT issued material tailors make up
19	MERCIAN	glider	Gold wire on black backing
20	PARA	Parachute badge	All ranks
<b>CORPS</b>			
21	RE	9 point grenade	S/SSgt above chevron below QMSI badge
22	AAC	The Army Flying Badge (CB 8455-99-973-8805)	Worn on the left breast above the medals. Awarded in perpetuity. The Army Flying Badge takes precedence over the Aviation Aircrewman badge. One badge only may be worn.
23		The Aviation Aircrewman Badge (CB 8455-99-912-4885)	Worn on the left breast above the medals. Awarded in perpetuity. The Aviation Aircrewman Badge replaces the Air Observer (CB 8455-99-0974-1272) and Air Gunner (CB 8455-99-135-7706) badges, which are obsolescent. One badge only may be worn.
24		Eagle Arm Badge (CB 8455-	Worn by AAC WOs on the right forearm only, below the rank

Ser	Unit	Item	Remarks
		99-132-2646 (pair – left and right facing)	band. Worn by AAC SNCOs on both upper arms, above the rank badge and inward facing.
25		Maid of Warsaw Badge	Worn by all ranks of 651 Sqn AAC and 654 Sqn AAC on the left forearm. The Syrena (Maid of Warsaw) badge commemorates WW2 service with the Free Polish Forces.
26		Colonel in Chief's Award to Best Pilot	Colonel in Chief's award to the best AAC pilot was approved for wear on the left fore arm of all parade orders of dress and Barrack Dress
27	REME	Hammer & Pincer	Certain REME Class 1 REME tradesmen.
28	RAMC	No specific badges worn (Trade bands)	Worn by all class one/two soldiers until the rank of Sgt
29	SASC	WO1 Badge	Royal coat of arms with Cambridge blue piping (Same as AAC WO1 badge) both arms.
30	SASC	Corps SMI	Corps RSM's badge – both arms.
31	RAPTC	PTI Cross Swords	Worn on both arms by all SNCOs

# ANNEX B TO SECTION 2 - NO 1 DRESS - COLOUR GUIDE FOR ARM BADGES NOT INCLUDED ELSEWHERE

Serial (a)	Description (b)	Device (c)	Detail (d)	Remarks (e)	Reference (f)
1	Air Despatch	"AD" in circle, with wings and crown above	Gold sliver, dark yellow on dark blue	Wire embroidered	Section 3, Annex B, Serial 1.
2	Aircraft Technician	"AT" in circle with wings and lettering REME and crown above	Gold on blue	Wire embroidered	Section 3, Annex C, Serial 6.
2a	Aircraft Engineer	"AE" in circle with wings and lettering REME and crown above	Gold on blue	Wire embroidered	Section 3, Annex C, Serial 6.
3	Ammunition Technician	Grenade, flaming	Gold and red on blue	Wire embroidered	Section 3, Annex C.
4	Ammunition Technician RLC EOD TA	Grenade, flaming with "V"	Gold on blue	Wire embroidered	Section 3, Annex C, Serial 14.
5	Ammunition Technician	"A" in circle with flames	Gold and red on blue	Large; wire embroidered	Section 3, Annex C, Serial 1.
6	Anti-tank gun layers and guided missile controllers	"AT" in wreath	Gold on blue	Wire embroidered	Section 3, Annex B, Serial 4.
			Black and gold on rifle green – RIFLES	Wire embroidered	Section 3, Annex B, Serial 4.
7	Army Recruiters	Flags crossed	Gold and yellow on scarlet	Wire embroidered	
8	Artificers - RE and REME	Hammer and Pincers	Gold on blue	Wire embroidered	Section 3, Annex C, Serial 15.
9	Assault Pioneers	Hatchets crossed	Gold on blue Black and gold on rifle green	Wire embroidered Wire embroidered	Section 3, Annex B, Serial 7. Section 3, Annex B, Serial 7.

<b>Serial</b> (a)	<b>Description</b> (b)	<b>Device</b> (c)	<b>Detail</b> (d)	<b>Remarks</b> (e)	<b>Reference</b> (f)
10	Bomb - RE	Bomb	Gold on blue	Large; wire embroidered	Section 6, Annex C, Serial 5.
11	Buglers	Bugle	Gold on blue	Small; wire embroidered	Section 2, Annex G.
			Silver on black - R IRISH: 4/5 RANGERS; North Irish Staff Band (TA).	Small; wire embroidered	Section 2, Annex G.
			Bugle Major - RIFLES	Large; wire embroidered	Section 2, Annex G.
			Buglers - RIFLES	Small; wire embroidered	Section 2, Annex G.
			Black and gold on rifle green - RIFLES	Small; wire embroidered	Section 2, Annex G.
12	Carpenters and Joiners	Wheel	Gold on dark blue	Large; wire embroidered	Section 3, Annex C, Serial 27.
			Black and gold on rifle green - RIFLES	Small; wire embroidered	Section 3, Annex C, Serial 27.
13	Commando	Field Service Fighting Knife	Gold on dark blue	Wire embroidered	Section 3, Annex B, Serial 14.
14	Diver	Diver's Helmet	Gold on dark blue	Large; wire embroidered	Section 3, Annex B, Serial 11, 12.
15	Diver Shallow Water	Diver's Helmet with "SW"	Gold on dark blue	Large; wire	Section 3, Annex B, Serial 10.




Serial (a)	Description (b)	Device (c)	Detail (d)	Remarks (e)	Reference (f)
		below		embroidered	
16	Driver MT or Driver Radio Operator	Star	Gold on archer green - SCOTS  Gold on dark blue  Silver on rifle green - LI  Silver and gold on rifle green - RIFLES	Wire embroidered  Wire embroidered  Wire embroidered	Section 3, Annex B, Serial 26.  Section 3, Annex B, Serial 26  Section 3, Annex B, Serial 26.  Section 3, Annex B, Serial 26.
17	Drum Majors and Drummers	Drum	Gold and silver on dark blue -  Drum Major  Drummer  Gold and silver on archer green -  Drummers - All Scottish Infantry regiments  Gold and silver on scarlet -  Drummers - RHG/D  Silver on black -	  Large; wire embroidered  Small; wire embroidered  Small; wire embroidered  Small; wire embroidered	  Section 2, Annex E and G.  Section 2, Annex E and G.  Section 2, Annex E and G.  Section 2, Annex E and G.

Serial (a)	Description (b)	Device (c)	Detail (d)	Remarks (e)	Reference (f)
			Drum Majors - R IRISH	Large; wire embroidered	Section 2, Annex E and G.
			Drummer - R IRISH	Small; wire embroidered	Section 2, Annex E and G.
			Silver on blue - Drum Majors - 71 Engr Regt(V); SNH Yeo (RHA) Band; Edinburgh and Heriot-Watt UOTC	Large; wire embroidered	Section 2, Annex E and G.
			Drummer - 71 Engr Regt(V); SNH Yeo (RHA) Band; Edinburgh and Heriot-Watt UOTC	Small, wire embroidered	Section 2, Annex E and G.
18	Farriers	Horseshoe	Gold on dark blue - LG	Large; wire embroidered	Section 3, Annex C, Serial 21.
			Gold on scarlet - RHG/D and King's Troop RHA	Large; wire embroidered	Section 3, Annex C, Serial 21.
19	Group B Tradesmen	"B" in wreath	Gold on archer green - SCOTS	Wire embroidered	Section 3, Annex C, Serial 7.
			Gold on dark blue	Large; wire embroidered	Section 3, annex C, Serial 7
			Silver on rifle green	Large; wire embroidered	Section 3, Annex C, Serial 7.
20	Gun RA (Appointment)	Gun	Gold on blue		Section 2, Annex H.

<b>Serial</b> (a)	<b>Description</b> (b)	<b>Device</b> (c)	<b>Detail</b> (d)	<b>Remarks</b> (e)	<b>Reference</b> (f)
21	Gun RA (Rank)	Gun	Gold on scarlet		Section 2, Annex A, Serial 24.
22	Gun Layer	"L" in wreath	Gold on blue		Section 2, Annex B, Serial 17.
23	Instructors in Gunnery	Guns crossed	Gold on blue	RA 0 WOs2 Instrs in gunnery Large; wire embroidered	Section 2, Annex H and Section 3, Annex A, Serial 6.
24	Light Machine Gun Marksmen	"LG" in wreath	Gold on blue	Large; wire embroidered	Section 3, Annex B, Serial 16.
25	Medical Assistants (Regimental)	Rod and serpent in wreath	Gold on blue	Household Div and HAC Inf. Large; wire embroidered	Section 3, Annex B, Serial 25.
			Black and gold on rifle green – RIFLES	Small; wire embroidered	Section 3, Annex B, Serial 25.
26	Medium Machine Gun (GPMG) Marksman	"MG" in wreath	Gold on blue	Large; wire embroidered	Section 3, Annex B, Serial 18.
27	Mortarmen	"M" in wreath	Gold on blue	Large; wire embroidered	Section 3, Annex B, Serial 19.
			Black and gold on rifle green – RIFLES	Small; wire embroidered	Section 3, Annex B, Serial 19.
28	Musicians and Bandsmen	Lyre	Gold on blue - RA	Large; wire embroidered	Section 3, Annex C, Serial 16.
29	Musicians and Bandsmen	Lyre in wreath and crown above	Gold on archer green – SCOTS	Large; wire embroidered	Section 2, Annex E and G and Section 3, Annex C, Serial 16.

<b>Serial</b> (a)	<b>Description</b> (b)	<b>Device</b> (c)	<b>Detail</b> (d)	<b>Remarks</b> (e)	<b>Reference</b> (f)
			Gold on blue	Large; wire embroidered	Section 2, Annex E and G and Section 3, Annex C, Serial 16.
			Silver on black - R IRISH and 4/5 RANGERS	Large; wire embroidered	Section 2, Annex E and G and Section 3, Annex C, Serial 16.
			Silver on blue - South Nottingham Hussars Yeomanry (RHA) Band	Large; wire embroidered	Section 2, Annex E and G and Section 3, Annex C, Serial 16.
			Black and gold on rifle green – RIFLES	Large; wire embroidered	Section 2, Annex E and G ad Section 3, Annex C, Serial 16.
30	Observer	"O" with wing and crown	Gold and silver on dark blue – AAC	Small; wire embroidered  Qualification and badge obsolescent, was worn on left breast.	Section 3, Annex B, Serial 20.
31	Jumping Instructor  Parachute Jumping Instructor Assistant	Half brevet with parachute within oak leaf wreath in centre  Parachute with wings and lettering "APJI" with wreath	Gold and silver on blue	Small; wire embroidered	Section 3, Annex A, Serial 12.
32	Parachutists Course only Trained	Parachute without wings	Silver on blue	Wire embroidered	Section 3, Annex B, Serial 20.

Serial (a)	Description (b)	Device (c)	Detail (d)	Remarks (e)	Reference (f)
			Black and gold on rifle green - RIFLES	Large; wire embroidered	Section 2, Annex E and G and Section 3, Annex C, Serial 21.
33	Parachutists Qualified	Parachute with wings	Gold and silver on archer green - SCOTS  Gold and silver	Wire embroidered  Wire embroidered	Section 3, Annex B, Serial 22.  Section 3, Annex B, Serial 22.
34	Parachutists SAS Qualified	Parachute with wings 	Gold and silver on blue - SAS	Wire embroidered - SAS only	Section 3, Annex B, Serial 22.
35	Pilot	Royal Crest winged	Gold and silver on dark blue	Wire embroidered Worn on left breast	Section 3, Annex C, Serial 3 (Pilot).
36	Pipe Majors and Pipers	Pipes (Gurkha)  Pipes (Irish)	Gold on dark blue - QGE and QG SIGNALS)  Gold on rifle green  Silver on piper green - R IRISH	Wire embroidered  Wire embroidered  Wire embroidered	Section 2, Annex E and G.  Section 2, Annex E and G.  Section 2, Annex E and G.
36		Pipes (Scottish)	Gold on archer green - SCOTS  Gold on rifle green - 32 Signal regiment  Silver on dark blue - 1 RTR; Lowland regiments;	Large; wire embroidered  Large; wire embroidered  Wire embroidered	Section 2, Annex E and G.  Section 2, Annex E and G.  Section 2, Annex E and G.

<b>Serial</b> (a)	<b>Description</b> (b)	<b>Device</b> (c)	<b>Detail</b> (d)	<b>Remarks</b> (e)	<b>Reference</b> (f)
			71 Engr Regt(V); Scottish Tpt Regt RLC(V): SNH Yeo (RHA) Band; Edinburgh and Heriot- Watt UOTC  Silver on royal blue - London Scottish	Wire embroidered	Section 2, Annex E and G.
37	Physical Training Assistant Instructors	Swords crossed	Gold and silver on dark blue - H Cav and QDG  Gold and silver on archer green - SCOTS  Black and gold on rifle green – RIFLES	Large; wire embroidered  Large; wire embroidered  Small; wire embroidered	Section 3, Annex A, Serial 8.  Section 3, Annex A, Serial 8.  Section 3, Annex A, Serial 8.
38	Qualified Tactics and Weapon Training Instructors - Rifle Marksmen	Rifles crossed	Gold on blue  Gold on rifle green	Large; wire embroidered  Large; wire embroidered	Section 3, Annex A, Serial 7, Annex B, Serial 8.  Section 3, Annex A, Serial 7, Annex B, Serial 8.
39	RLC Fleet Chief Engineer	Anchor and crown	Yellow on purple	RLC Fleet Chief Engineers only	Section 3, Annex B, Serial 2.
40	RLC Fleet Vessel Commander	Anchor and crown	Yellow on ultra-marine	RLC Fleet Vessel Commanders only	Section 3, Annex B, Serial 3.

Serial (a)	Description (b)	Device (c)	Detail (d)	Remarks (e)	Reference (f)
41	RE	Grenade, 9 point flame	Gold on blue - RE and QGE	Large; wire embroidered	
42	Regimental Signalling Instructors and Qualified	Flags crossed	Gold on archer green - SCOTS	Large; wire embroidered	Section 3, Annex A, Serial 4, Annex B, Ser 6.
			Gold on blue	Large; wire embroidered	Section 3, Annex A, Serial 4, Annex B, Ser 6.
			Black and gold on rifle green - RIFLES	Small; wire embroidered	Section 3, Annex A, Serial 4, Annex B, Serial 6.
43	Riding Instructors	Spur	Gold on dark blue	Large wire embroidered - All Equitation Instructors	Section 3, Annex A, Serial 16.
44	AGC (Pro) Basic Close Protection Course	"CP" in wreath	Gold on blue	Embroidered	Section 3, Annex B, Serial 5.
45	Saddle and Harness Maker	Bit	Gold on dark blue - Household Division (incl King's Troop RHA)	Wire embroidered	Section 3, Annex C, Serial 10.
46	Snipers	Rifles crossed surmounted on "S"	Gold on dark blue - Household Division	Large; wire embroidered	Section 3, Annex B, Serial 9.
			Gold on archer green - SCOTS	Large; wire embroidered	Section 3, Annex B, Serial 9.
47	Special Observers Badge - RA	Triangle and cannon ball	Green silk, gold worked edge on dark navy blue	Large; embroidered	Section 3, Annex B, Serial 24.
48	Sub Machine Gun	"SMG" in wreath	Gold on dark blue -	Large; wire	Section 3, Annex B, Serial 27.

<b>Serial</b> (a)	<b>Description</b> (b)	<b>Device</b> (c)	<b>Detail</b> (d)	<b>Remarks</b> (e)	<b>Reference</b> (f)
	Marksmen		Household Division and HAC (Inf)	embroidered	
49	Telecommunications Technicians	"T" with lightning flashes	Gold on dark blue - R SIGNALS and REME	Large; wire embroidered	Section 3, Annex C, Serial 25.
50	Trumpet Majors and Trumpeters	Trumpets crossed	Gold on blue	Large; wire embroidered - Trumpet Majors	Section 2, Annex D, F and G.
51	Aviation Aircrewman	“AC” with wing and crown	Gold and silver on blue	Small; wire embroidered. Worn on left breast	



**ANNEX C TO SECTION 2 - COLOURS OF EMBROIDERED WORSTED BADGES AND CHEVRONS OF RANK (METAL AND TAPE) TO BE WORN WITH NOS 2, 3, 6, 7, 12, 13 AND 14 DRESS AND WITH GREATCOATS OTHER THAN BLUE GREY**

**PART 1**

**EMBROIDERED RANK BADGES AND CHEVRONS FOR WEAR WITH NOS 2 AND 6 DRESS**

Royal Arms in oak leaf wreath (note 1)	- Army Sergeant Major
Royal Arms in wreath in scarlet circle	- Worn by Conductors RLC
Royal Arms in wreath (large) (note 1)	- Senior WO (Command and Corps SM)
Royal Arms (large) (note 1)	- Academy RSM
Royal Arms with gunner cannon and motto	- RA Master Gunner
Royal Arms cloth embroidered	- Worn by WO1
Crown wreath cloth embroidered arm	- Worn by WO2
Crown cloth embroidered sleeve	- Worn by WO2
Crown cloth embroidered sleeve	- Worn by QMS, CSGT and SGT
Chevrons embroidered	- Worn by LCPL and SSGT

Note:

1. These badges are standard badges irrespective of the Corps or Regiment of the appointment holder.

Serial (a)	Colour of Backing of Badges and Backing (b)	By Whom Worn (c)	Remarks (d)
1	Black border, khaki background	RAPTC	Only Royal Arms cloth badge
2	Black and gold on rifle green	21 SAS (V)	Cloth wire embroidered
3	Black on pompadour blue	22 SAS; 23 SAS (V), SRR	
4	Black on blue	QG SIGNALS; QOGLR	
5	Black on rifle green	RIFLES	
6	Black on scarlet	Apprentices	
7	Brown on khaki	Household Division; HAC	
8	Cambridge blue border on	AAC; SASC	Only Royal Arms cloth badge

<b>Serial</b> (a)	<b>Colour of Backing of Badges and Backing</b> (b)	<b>By Whom Worn</b> (c)	<b>Remarks</b> (d)
	khaki		
9	Dark blue border on khaki	RE; R SIGNALS; REME	Only Royal Arms cloth badge
10	Dull cherry border on khaki	RAMC	Only Royal Arms cloth badge
11	Gold on blue	RLC EOD TA	All Ranks
12	Gold (yellow on khaki)	RSM and Superintending Clerk of Foot Guards	
13	Green border on khaki	RADC; INT CORPS	Only Royal Arms cloth badge
14	Grey on scarlet	QARANC	
15	Piper green on black	R IRISH; R IRISH elm of North Irish Staff Band	
16	Primrose yellow border	RAC	Only Royal Arms cloth badge
17	Red border on khaki	RA	Only Royal Arms cloth badge
18	Scarlet border on khaki	Infantry not otherwise mentioned; RLC; AGC (Pro)	Only Royal Arms in wreath and Royal Arms badges
19	White on khaki	All other regiments and corps	
20	Yellow and white device on khaki	All regiments and corps	Without border

## **PART 2**

### **METAL BADGES FOR WEAR WITH NO 3 DRESS AND BY WOS IN NOS 6, 7, 12, 13 AND 14 DRESS**

<b>Serial</b> (a)	<b>Metal Badge</b> (b)	<b>By Whom Worn</b> (c)	<b>Remarks</b> (d)
1	Black anodized	RIFLES, RGR, QG SIGNALS, QOGLR	a. Metal badges of rank for WOs are to be worn on a leather strap on the right
2	Silver anodized	R IRISH,	lower arm when the sleeves are rolled up but otherwise fastened in the normal manner to the lower sleeve.

3	Gold anodized	All other regiments and corps	b. Metal badges and wrist straps are provided by RLC at public expense.
---	---------------	-------------------------------	---

### CHEVRONS FOR WEAR WITH NOS 7, 12 AND 14 DRESS (Note 1)

**Notes:**

1. The tape chevrons shown in Part 3 are provided by RLC at public expense (with the exception of RIFLES - See Note 2) to be made up under unit arrangements into chevrons 16 mm wide and 114 mm long (i.e. each leg 57 mm long) and sewn to the garment.
2. For RIFLES - webbing, cotton black, piped with gold braid No 3 on a black backing. The black backing is to be provided at regimental expense.

**ANNEX D TO SECTION 2 - METHOD OF WEARING BADGES AND CHEVRONS OF RANK AND APPOINTMENT ON  
CERTAIN ORDERS OF DRESS AND CLOTHING ITEMS FOR WOS AND NCOS OF THE HOUSEHOLD CAVALRY**

<b>Rank or appointment</b> (a)	<b>Full Dress tunic</b> (b)	<b>No 1 Dress No 3 Dress</b> (c)	<b>No 2 Dress; No 6 Dress</b> (d)	<b>Cloak</b> (e)	<b>Khaki greatcoat</b> (f)	<b>Remarks</b> (g)
<b>WARRANT OFFICERS</b>						
RCM and other WO1s	Right forearm Royal Arms	Right forearm Royal Arms	Both forearms Royal Arms	Right forearm Royal Arms	Both forearms Royal Arms	See Note 1
RQMC	-	Right forearm Crown in wreath	Both forearms Crown in wreath	Right forearm Crown in wreath	Both forearms Crown in wreath	
Farrier Quartermaster Corporal	Right forearm Shoe below large crown	Right forearm Crown in wreath	Both forearms Crown in wreath	Right forearm Crown in wreath	Both forearms Crown in wreath	
SCM and other WO2s		Right forearm	Both forearms	Right forearm	Both forearms	
LG		Small crown	Large Crown	Worsted Crown	Small Crown	
RHG/D		Large Crown	Large Crown	Worsted Crown	Large Crown	
<b>NON-COMMISSIONED OFFICERS</b>						

<b>Rank or appointment</b> (a)	<b>Full Dress tunic</b> (b)	<b>No 1 Dress No 3 Dress</b> (c)	<b>No 2 Dress; No 6 Dress</b> (d)	<b>Cloak</b> (e)	<b>Khaki greatcoat</b> (f)	<b>Remarks</b> (g)
SQMC and SCpls LG  RHG/D	-	Right forearm  Small crown above 4-bar chevron  Small crown above 4-bar chevron	Both forearms  Small crown above 4-bar chevron  Small crown above 4-bar chevron	Right forearm  Small crown above 4-bar chevron  Small crown above 4-bar chevron only	Both forearms  Small crown above 4-bar chevron  Small crown above 4-bar chevron	Chevrons are worn point uppermost
Trumpet Major LG and RHG/D	Right forearm	Right forearm	Both forearms	Right forearm	Both forearms	Chevrons are worn point uppermost See Note 2
	large crown above crossed Trumpets only	Small crown above crossed trumpets above 4-bar Chevron	Small crown above crossed trumpets above 4-bar Chevron	Crown above 4-bar chevron	Small crown above crossed trumpets above 4-bar Chevron	
Corporals of Horse and Band Corporals of Horse LG  RHG/D	-	Right upper arm	Both upper arms	Right forearm	Both forearms	Chevrons are worn point downwards
		Small crown above 3-bar chevron	Small crown above 3-bar chevron	3-bar chevron only	3-bar chevron only	
		Right upper arm	Both upper arms	Right forearm	Both upper arms	
		Small crown		3-bar chevron only	Small crown above	

<b>Rank or appointment</b> (a)	<b>Full Dress tunic</b> (b)	<b>No 1 Dress No 3 Dress</b> (c)	<b>No 2 Dress; No 6 Dress</b> (d)	<b>Cloak</b> (e)	<b>Khaki greatcoat</b> (f)	<b>Remarks</b> (g)
		above 3-bar chevron			3-bar chevron	
Corporals and Lance Corporals LG	-	Right upper arm	Both upper arms	Right forearm	Both forearms	Chevrons are worn point downwards
		Small crown above 2-bar chevron	Small crown above	2-bar chevron only	2-bar chevron only	
Corporals and Lance Corporals RHG/D		Right upper arm	Both upper arms	Right forearm	Both upper arms	
		Small crown above 2-bar chevron	Small crown above 2-bar chevron	2-bar chevron only	Small crown above 2-bar chevron	
<b>OTHER APPOINTMENTS</b>	-	-	-	-	-	No badges worn

Notes:

1. WO and NCOs of RHG/D wear a black cloth backing to all metal badges of rank.
2. Trumpet majors. No change is to be made on promotion to WO2 except that the small crown is to be replaced by a large one (on all but Full Dress where the large crown is already worn).

**ANNEX E TO SECTION 2 - METHOD OF WEARING BADGES AND CHEVRONS OF RANK AND APPOINTMENT ON  
CERTAIN ORDERS OF DRESS AND CLOTHING ITEMS FOR THE GUARDS DIVISION**

<b>Rank or appointment</b>  (a)	<b>Full Dress tunic</b>  (b)	<b>No 1 Dress No 3 Dress</b>  (c)	<b>No 2 Dress; No 6 Dress See Note 1</b>  (d)	<b>Blue grey greatcoat</b>  (e)	<b>Khaki greatcoat</b>  (f)	<b>Remarks</b>  (g)
<b>WARRANT OFFICERS</b>  Regimental Sergeant Major and Superintending Clerks	) Right upper arm Royal Arms	Right upper arm Royal Arms	Both upper arms Royal Arms	Right forearm Royal Arms	Both forearms Royal Arms	Large Royal Arms are worn only by: RSMs, Superintending Clerk Household Division (when Foot Guards),.  All other WOs1 incl those at ERE who have not been RSM of a Foot Guard Bn or College RSM at the RMAS will wear small Royal Arms -on forearms as applicable to dress.



<b>Rank or appointment</b> (a)	<b>Full Dress tunic</b> (b)	<b>No 1 Dress No 3 Dress</b> (c)	<b>No 2 Dress; No 6 Dress</b> See Note 1 (d)	<b>Blue grey greatcoat</b> (e)	<b>Khaki greatcoat</b> (f)	<b>Remarks</b> (g)
GSM LONDIST	Right upper arm Royal Arms on 4 Chevrons	Right upper arm Royal Arms on 4 Chevrons	Both upper arms Royal Arms on 4 Chevrons	Right forearm Royal Arms on 4 Chevrons	Both forearms Royal Arms on 4 Chevrons	
Regimental Quartermaster Sergeant	) Right forearm ) Crown in wreath )	Right forearm Crown in wreath	Both forearms Crown in wreath	Right forearm Crown in wreath	Both forearms Crown in wreath	) ) )
Other Warrant Officers Class 2	Right upper arm Large colour badge	Right upper arm Large colour badge	Both forearms Large crown	Right forearm Large crown	Both forearms Large crown	
<b>NON-COMMISSIONED OFFICERS</b>				Chevrons are worn point downward unless otherwise stated		
Colour sergeants and company quartermaster sergeants	Right upper arm  colour badge on  3-bar chevron	Right upper arm  Small colour badge on 3-bar chevron	Both upper arms  Small crown above 3-bar chevron	Right forearm  Large crown above 3-bar chevron	Both upper arms  Small crown above 3-bar chevron	See Note 2

<b>Rank or appointment</b> (a)	<b>Full Dress tunic</b> (b)	<b>No 1 Dress No 3 Dress</b> (c)	<b>No 2 Dress; No 6 Dress</b> See Note 1 (d)	<b>Blue grey greatcoat</b> (e)	<b>Khaki greatcoat</b> (f)	<b>Remarks</b> (g)
Sergeants including band sergeants	Right upper arm 3-bar chevron	Right upper arm 3-bar chevron	Both upper arms 3-bar chevron	Right forearm 3-bar chevron	Both upper arms 3-bar chevron	See Notes 3 and 4
Drum major	Right forearm Crown and drum 4-bar chevron	Right forearm Drum above 4-bar chevron	Both forearms Drum above 4-bar chevron	Right forearm Drum above 4-bar chevron	Both forearms Drum above 4-bar chevron	) Chevrons ) are worn ) point ) uppermost.
Pipe major	Right upper arm Crown above 4-bar chevron	Right upper arm 4-bar chevron	Both upper arms 4-bar chevron	Right forearm 4-bar chevron	Both upper arms 4-bar chevron	) See Notes ) 5, 6 and 7 )
Corporals and lance corporals	Right upper arm 2-bar chevron	Right upper arm 2-bar chevron	Both upper arms 2-bar chevron	Right forearm 2-bar chevron	Both upper arms 2-bar chevron	See Note 3

<b>Rank or appointment</b> (a)	<b>Full Dress tunic</b> (b)	<b>No 1 Dress No 3 Dress</b> (c)	<b>No 2 Dress; No 6 Dress See Note 1</b> (d)	<b>Blue grey greatcoat</b> (e)	<b>Khaki greatcoat</b> (f)	<b>Remarks</b> (g)
<b>OTHER APPOINTMENTS</b>	Right upper arm	Right upper arm	Right upper arm	Right upper arm		
Musicians	Musicians badge	Musicians badge	Musicians badge	Musicians badge	-	See Annex C to Section 3, Serial 16
Drummers	-	Drum	Drum	-	-	
Pipers, <b>SG</b> and <b>IG</b>	Pipe badge	Pipe badge	Pipe badge	Pipe badge	-	

<b>Rank or appointment</b>	<b>No 2 Dress and No 3 Dress</b>	<b>No 2 Dress and No 6 Dress</b>	<b>Greatcoat</b>	<b>Remarks</b>
(a)	(b)	(c)	(d)	(e)
	Right upper arm	Both upper arms	Both upper arms	

Rank or appointment	No 2 Dress and No 3 Dress	No 2 Dress and No 6 Dress	Greatcoat	Remarks
(a)	(b)	(c)	(d)	(e)
Band corporal or bombardier	Band badge over 2-bar Chevron	Band badge over 2-bar Chevron	2-bar chevron  1-bar chevron	See Note 4
Band lance corporal or lance bombardier	Band badge over 1-bar Chevron	Band badge over 1-bar Chevron		
<b>OTHER APPOINTMENTS</b>	Right upper arm	Right upper arm	-	
Musicians, bandsmen/women	Band badge	Band badge	-	See Annex C to Section 3,  Serial 16
Trumpeter	Crossed trumpets	Crossed trumpets	-	
Bugler	Bugle	Bugle	-	

Rank or appointment	No 2 Dress and No 3 Dress	No 2 Dress and No 6 Dress	Greatcoat	Remarks
(a)	(b)	(c)	(d)	(e)
Drummer	Drum	Drum	-	
Piper	Pipe badge	Pipe badge	-	

**Notes:**

1. WOs 2 and colour sergeants of **GREN GDS** are to wear crossed swords and a grenade on the No 2 Dress jacket below the rank badge of WOs 2 and between the crown and 3-bar chevron for colour sergeants.
2. Sergeants, corporals and lance corporals of **GREN GDS** are to wear a worsted grenade above the chevrons on the No 2 Dress jacket. Pioneer sergeants of **GREN GDS** are to wear a gold on blue grenade above their chevrons on the No 1 Dress jacket.
3. Band sergeants on promotion to staff sergeants are to wear the small crown above the chevrons. On promotion to WO2 the large crown is to be worn on the forearm.
4. Drum majors who are promoted to staff sergeant or WO2 are to wear a crown above the chevrons but below the badge of appointment; small crown for staff sergeant, and large crown for WO2.

5. Pipe majors. No change is to be made on promotion from staff sergeant to WO2 except that the small crown is to be replaced by a large one.
6. Pipe majors of **SG** wear a crown above the chevrons in No 1 Dress.

**ANNEX F TO SECTION 2 - METHOD OF WEARING BADGES AND CHEVRONS OF RANK AND APPOINTMENT ON CERTAIN  
ORDERS OF DRESS AND CLOTHING ITEMS FOR KING'S TROOP RHA AND OTHER REGIMENTS AND BATTERIES RHA**

<b>Rank or appointment</b>  (a)	<b>Full Dress tunic</b>  (b)	<b>No 1 Dress No 3 Dress</b>  (c)	<b>No 2 Dress; No 6 Dress</b>  (d)	<b>Cloak</b>  (e)	<b>Khaki greatcoat</b>  (f)	<b>Remarks</b>  (g)
<b>WARRANT OFFICERS</b>						
Regimental Sergeant Major	Right forearm Royal Arms	Right forearm Royal Arms	Both forearms Royal Arms	Right forearm Royal Arms	Both forearms Royal Arms	
Regimental Quartermaster Sergeant	Right forearm Large crown in Wreath	Right forearm Large crown in Wreath	Both forearms Large crown in wreath	Right forearm Large crown in wreath	Both forearms Large crown in wreath	
Battery Sergeant Major	Right forearm Large crown	Right forearm Large crown	Both forearms Large crown	Right forearm Large crown	Both forearms Large crown	
<b>NON- COMMISSIONED OFFICERS</b>						Chevrons are worn point downward
Battery	Right upper arm	Right upper arm	Both upper arms	Right forearm	Both upper arms	See Annex H to

<b>Rank or appointment</b> (a)	<b>Full Dress tunic</b> (b)	<b>No 1 Dress No 3 Dress</b> (c)	<b>No 2 Dress; No 6 Dress</b> (d)	<b>Cloak</b> (e)	<b>Khaki greatcoat</b> (f)	<b>Remarks</b> (g)
Quartermaster Sergeant	Small crown over 3-bar chevron	Small crown over 3-bar chevron	Small crown over 3-bar chevron	Small crown over 3-bar chevron	Small crown over 3-bar chevron	Section 2, Note 2
Sergeant	Right upper arm 3-bar chevron	Right upper arm 3-bar chevron	Both upper arms 3-bar chevron	Right forearm 3-bar chevron	Both upper arms 3-bar chevron	See Annex H to Section 2, Note 2
Bombardier	Right upper arm 2-bar chevron	Right upper arm 2-bar chevron	Both upper arms 2-bar chevron	Right forearm 2-bar chevron	Both upper arms 2-bar chevron	
Lance bombardier	Right upper arm 1-bar chevron	Right upper arm 1-bar chevron	Both upper arms 1-bar chevron	Right forearm 1-bar chevron	Both upper arms 1-bar chevron	
Trumpeter	Right upper arm Crossed trumpets	Right upper arm Crossed trumpets	Right upper arm Crossed trumpets	-	-	See Section 3

**Notes:**

1. In No 2 Dress the following is worn:



- a. **SNCOs** - Cloth chevrons with anodized gold metal guns and crowns and anodized gold metal farrier, riding instructor and saddle harness marker qualification badges as appropriate.
- b. **NCOs** - Cloth chevrons with anodized gold metal farrier, riding instructor and saddle and harness maker qualification badges as appropriate.

**ANNEX G TO SECTION 2 - METHOD OF WEARING BADGES AND CHEVRONS OF RANK AND APPOINTMENT ON CERTAIN ORDERS OF DRESS AND CLOTHING ITEMS FOR BANDS, CORPS OF BUGLES, PIPES AND DRUMS AND TRUMPETERS NOT MENTIONED ELSEWHERE**




Rank or appointment	No 1 Dress and No 3 Dress	No 2 Dress and No 6 Dress	Greatcoat	Remarks
(a)	(b)	(c)	(d)	(e)
<b>WARRANT OFFICERS</b>				
Bandmaster	Right forearm Royal Arms above band badge	Both forearms Royal Arms above band badge	Both forearms Royal Arms above band badge	
<b>NON-COMMISSIONED OFFICERS</b>				Chevrons are worn point downwards unless stated otherwise
Band sergeant	Right upper arm Band badge over 3-bar chevron	Both upper arms 3-bar chevron	Both upper arms 3-bar chevron	Note 1. Band sergeants RA wear the gun badge above the 3-bar chevron
Bugle major	Right forearm Bugle over 4-bar chevron	Both forearms Bugle over 4-bar chevron	Both forearms Bugle over 4-bar chevron	) ) Chevrons are worn ) point uppermost
Drum major	Right forearm Drum over 4-bar chevron	Both forearms Drum over 4-bar chevron	Both forearms Drum over 4-bar chevron	) Note 2 )
Trumpet major	Right forearm Crossed trumpets over 4-bar	Both forearms Cross trumpets over 4-bar	Both forearms 4-bar chevron	Chevrons are worn point uppermost. Trumpet majors RA wear the gun above the 4-bar chevron. Notes 2 and 3
Pipe major	Right forearm Pipe badge over 4-bar	Both forearms Pipe badge over 4-bar	Both forearms 4-bar chevron	Chevrons are worn point uppermost.




<b>Rank or appointment</b>	<b>No 1 Dress and No 3 Dress</b>	<b>No 2 Dress and No 6 Dress</b>	<b>Greatcoat</b>	<b>Remarks</b>
(a)	(b)	(c)	(d)	(e)
	chevron	chevron		Note 2




**Notes:**



1. Band sergeants on promotion to staff sergeant are to wear the small crown above the chevrons. On promotion to WO2 the large crown is to be worn on the forearm.
2. Bugle majors, drum majors, pipe majors and trumpet majors (other than those mentioned in Note 3 below) who are promoted to staff sergeant or WO2 are to wear a crown above the chevrons but below the badge of appointment; small crown for staff sergeant and large crown for WO2.
3. Trumpet majors RA and RE are to wear the crossed trumpets on the chevrons. The small or large crown worn under Note 2 is to be placed immediately above the chevrons.

**ANNEX H TO SECTION 2 - METHOD OF WEARING BADGES AND CHEVRONS OF RANK AND APPOINTMENT ON CERTAIN ORDERS OF DRESS AND CLOTHING ITEMS FOR ALL REGIMENTS AND CORPS NOT MENTIONED ELSEWHERE**

Rank or appointment	Full Dress, No 1 Dress and No 3 Dress	No 2 Dress, No 4 Dress and No 6 Dress	Greatcoat	Remarks
(a)	(b)	(c)	(d)	(e)
<b>WARRANT OFFICERS</b>				
Army Sergeant Major	Large Royal Arms in oak leaf wreath on upper right forearm	Both upper forearms	Both upper forearms	
Conductor RLC	Royal Arms in wreath on lower right forearm	Royal Arms in wreath on lower forearms	Royal Arms in wreath on lower forearms	
RASM	Royal Arms in wreath over Gun on lower right forearm	Royal Arms in wreath over gun on both lower right forearm	Royal Arms in wreath over gun on both lower forearms	

Rank or appointment	Full Dress, No 1 Dress and No 3 Dress	No 2 Dress, No 4 Dress and No 6 Dress	Greatcoat	Remarks
(a)	(b)	(c)	(d)	(e)
Academy Sergeant Major RMAS	Large Royal Arms on upper right forearm	Large Royal Arms on upper forearms	Large Royal Arms on upper forearms	
GSM LONDIST	Large Royal Arms superimposed on 4 chevrons on upper right forearm	Large Royal Arms superimposed on 4 chevrons on upper forearms	Large Royal Arms superimposed on 4 chevrons on upper forearms	
Master Gunner	Royal Arms in wreath over gun on lower right forearm	Royal Arms in wreath over gun on both lower right forearm	Royal Arms in wreath over gun on both lower forearms	

Rank or appointment	Full Dress, No 1 Dress and No 3 Dress	No 2 Dress, No 4 Dress and No 6 Dress	Greatcoat	Remarks
(a)	(b)	(c)	(d)	(e)
Corps and Command Sergeant Major	Royal Arms in wreath on lower right forearm	Royal Arms in wreath on lower forearms	Royal Arms in wreath on lower forearms	
RSM of Ft Guards Bn and Superintendent Clerk LONDIST	Large Royal Arms on upper right forearm	Large Royal Arms on upper forearms	Large Royal Arms on upper forearms	
Other Warrant Officers Class 1	Royal Arms on lower right forearm	Royal Arms on lower forearms	Royal Arms on lower forearms	See Appx 1 to this Section for detail of Regimental WO1 Badges
Quartermaster Sergeant ranking As Warrant Officer Class 2	Crown in wreath on lower right forearm	Crown in wreath on lower forearms	Crown in wreath on lower forearms	

Rank or appointment	Full Dress, No 1 Dress and No 3 Dress	No 2 Dress, No 4 Dress and No 6 Dress	Greatcoat	Remarks
(a)	(b)	(c)	(d)	(e)
Warrant Officers Class 2	Large crown on lower right forearm	Large crown on lower forearms	Large crown on lower forearms	
Warrant Officers Class 2 RAMC, RADC and QARANC	Crown in wreath on lower right forearm	Crown in wreath on lower forearms	Crown in wreath on lower forearms	
<b>NON-COMMISSIONED OFFICERS</b>	Right upper arm	Both upper arms	Both upper arms: See Note 1	Chevrons are worn point downward
Squadron, Battery or Company Quartermaster Sergeant	)			
Colour Sergeant	) Small crown over 3-bar chevron	Small crown over 3-bar chevron	Small crown over 3-bar chevron	Note 2
Staff Sergeant	)			
Sergeant	3-bar chevron	3-bar chevron	3-bar chevron	Note 2
Corporal or Bombardier	2-bar chevron	2-bar chevron	2-bar chevron	
Lance Corporal or Lance Bombardier	1-bar chevron	1-bar chevron	1-bar chevron	Lance Corporals of QRH Wear 2-bar chevrons

**Notes:**

1. AGC (Pro) wearing the Blue grey greatcoat are to wear Guards Division pattern chevrons on the upper arm, see Para 09.226.
2. SSgts and Sgts of **RA, RE** and **QGE, R SIGNALS** and **QG SIGNALS** and **AAC** are to wear the badge of appointment (gun, grenade, figure of Mercury and eagle respectively) immediately above the chevrons on jackets.



APPX 1 TO ANNEX H – REGIMENTAL WO1 BADGES (As worn on No 2 Dress)



Household Division & HAC



RAC (except RL)



RA (red border)



RE, R SIGNALS & REME



Infantry (less PARA, RGR, RIFLES)  
RLC & RMP (scarlet border)



R IRISH



RGR



RIFLES



SAS & SRR



AAC & SASC



RAMC (dull cherry border)



PARA, AGC, RAVC, GSC & CAMUS



RADC



APTC



QARANC



Athol Grey Greatcoat

**ANNEX I TO SECTION 2 - METHOD OF WEARING BADGES AND  
CHEVRONS OF RANK AND APPOINTMENT ON CERTAIN ORDERS OF  
DRESS AND CLOTHING ITEMS FOR CADETS ATTENDING RMAS  
COMMISSIONING COURSE**

<b>Cadet Appointment</b>	<b>Badges worn on:</b>	
<b>(a)</b>	<b>No 1 Dress (b)</b>	<b>Nos 13 and 14 Dress (c)</b>
Senior under-officer	Blue 'slip-on' shoulder badges in No 1 Dress material edged with gold bias lace, 8 mm wide.	Austrian knot with 1 bar of khaki chevron webbing 7.5 mm wide (Note 1).
Junior under-officer	Blue 'slip-on' shoulder badges in No 1 Dress material edged with gold bias lace, 4 mm wide.	Single loop of khaki chevron webbing 7.4 mm wide (no bar). (Note 1).
Cadet sergeant	Blue 'slip-on' shoulder badges of No 1 Dress material with 3 bars of gold bias lace, 8 mm wide, spaced 3 mm apart, the lower edge of the bottom bar 13 mm from the bottom of the shoulder strap.	3 bars of chevron webbing, 2.5 mm wide, each 2.5 mm apart. (Note 1).
Cadet corporal	Blue 'slip-on' shoulder badges of No 1 Dress material with 2 bars of gold bias lace, 8 mm wide, spaced 3 mm apart, the lower edge of the bottom bar 13 mm from the bottom of the shoulder strap.	2 bars of khaki chevron webbing 7.5 mm wide and 2.5 mm apart. (Note 1).
Senior Division Cadet	None	1 bar of khaki chevron webbing 7.5 mm wide and 2.5 mm apart. (Note 1).

Note:

1. Badges are mounted on a 'slip-on' sleeve, of khaki for No 13 and 14 Dress. Worn on the shoulder straps.

## SECTION 3 - BADGES OF APPOINTMENT AND QUALIFICATION

### INTRODUCTION

**09.31 Scope.** This section contains the regulations for the scale, provision and wearing of appointment and qualification badges. The badges covered by this section are:

- a. Badges of appointment.
- b. Badges of qualification.
  - (1) Employment badges.
  - (2) Skill-At-Arms badges:
    - (a) Class 2.
    - (b) Intermediate.
    - (c) Advanced/Instructor.
  - (3) RAMC, RADC and QARANC badges.
  - (4) Army State Registered and Enrolled Nurses.
  - (5) Non-Army flying badges.

**09.32 Application and Provision.** The regulations in this section apply to officers (unless otherwise stated in Part 2 of these Regulations) and to soldiers. Badges authorised in this section are provided at public expense for all orders of dress except Nos 10 and 11 Dress.

### GENERAL

**09.33 Scale of issue.** The number of badges of appointment and qualification to be issued for wear on the orders of dress described in Section 1 is as follows:

- a. **Embroidered badges.** One set, as described here and in Annexes A, B and C to this section, is to be issued for each Full Dress tunic and Nos 1 and 2 Dress jacket included in the appropriate instructions and training manuals.
- b. **Metal badges.** Two sets, as described here and in Annexes A, B and C to this section, are to be issued for wear with Nos 3 and 6 Dress and other appropriate warm weather orders of dress, on posting to a theatre where such metal badges are authorised, or upon assuming an appointment or becoming qualified in such a theatre.

**09.34 Personnel on courses.** Personnel undergoing training courses, for which an appointment or qualification badge is awarded on successful completion, are not to wear that badge of appointment or qualification, until the course is complete and they have become entitled to wear the badge.

### LIMITATION ON THE WEARING OF BADGES OF APPOINTMENT AND QUALIFICATION

**09.35 Approval required.** No badges of any description are to be worn on uniform without prior approval of their Officer Commanding.



**09.36 Badges worn in perpetuity.** The following badges may be worn in perpetuity by all ranks who have qualified for them on all uniforms (less greatcoats) including Combat Dress (unless otherwise stated), subject to the limitations imposed on the number of badges which may be worn in the various orders of dress:

- a. **Parachute/SAS/SFC Wings.** When worn in Combat Dress, to be worn above the TRF on the right sleeve. Foreign parachute wings may be worn just above the top right breast pocket, but only when serving with the Army that awarded the wings in the first place.



Note That the Parachute badge  may not be worn in Combat Uniform.

- b. **EOD, AT/ATO, EOD and SEARCH Badges.** To be worn below the TRF on the right sleeve.



- c. **Air Despatch/Qualified Air Despatch Instructor Badges.** To be worn on the left sleeve below the Union Emblem as space allows.



- d. **Aircraft Engineer and Aircraft Technician**



- e. **Joint Terminal Attack Controller (JTAC) Qualification Badges**



- f. **Army Commando.** The shoulder flash is worn at the top of the shoulder of both left and right arms of Combat Uniform. The dagger badge is worn on all other uniforms (Note that the badge is only worn by those qualified personnel who have or are serving in a unit assigned to FLEET.)



- g. **Aviation Aircrewman Brevet.** Worn on the left breast.



- h. **Army Pilot Brevet.** Worn on the left breast.



- i. **Tactical Unmanned Ariel System (TUAS) Pilot Brevet.** Worn on the left breast.



- j. **Parachute Jump Instructor Brevet.** Worn on the left breast.



- k. **Army Divers Badge** Any of the Army Divers badges to be worn on right sleeve below TRF.



- l. **Chief Engineer's or Fleet Vessel Commander's Badge.**



- m. **Special Observer Badge** worn on Combat Dress and the upper left arm of parade uniforms.



- n. **HUMINT Operator Badge**



Note this badge is not to be worn on Combat Dress

o. **Army100 and TA50 Badges.**



Note that the Army 100 and TA50 Badges may NOT be worn in Combat Dress

**09.37 Soldiers of the rank of Sergeant and above.** Soldiers of the rank of Sergeant and above are entitled to wear the qualified snipers badge (Annex B to Section 3, Part 1, Serial 9) OR one of the badges listed above; Serial 1, 3, 4 or 5 for which they are qualified, OR one of the Advanced Skill-At-Arms/Instructors badge authorised below, IN ADDITION to one of the flying badges noted at Para 09.0043 Serial 2 above. No other skill-at-arms badges, and no employment badges (see Annex C to this section) may be worn, with the exception of the commando badge, as explained below.

**09.38 Soldiers below the rank of Sergeant.** Soldiers below the rank of Sergeant may wear the following badges for which they are qualified:













- a. One employment badge from Annex C to this section **OR**
- b. One skill-at-arms badge from Annex B to this section **OR** one Advanced Skill-At-Arms/Instructors badge from Annex A to this section, **AND**
- c. One flying badge listed at Para 09.36, Serial 2 above.

No other Instructors, Skill-At-Arms or employment badges may be worn by these ranks, with the exception of the commando badge, as explained below.

**09.39** Exceptionally, soldiers and NCOs who have qualified at the Royal Marines All Arms or Reserve Forces Commando Course and have served a tour with Commando Forces may wear the commando badge in perpetuity in addition to one other of the Skill-At-Arms badges as set out in 09.37 and 09.38 above.

## BADGES OF APPOINTMENT

**09.310 Badges of appointment, supplementary to rank badges.** The following list defines badges of appointment, supplementary to rank badges:

Serial (a)	Badge (b)	By Whom Worn (c)
1	Bugle 	Bugle Majors and buglers
2	Crossed trumpets 	Trumpet Majors and trumpeters
3	Drum 	Drum Majors and drummers
4	Hammer and pincers 	Artificers of REME
5	Grenade, 9 point flame 	SSgts and Sgts of RE (Note 1)
6	Figure of Mercury 	SSgts and Sgts of R SIGNALS (Note 1)
7	Crossed swords and grenade 	Certain WOs and NCOs of GREN GDS (Note 1)
8	Gun 	SSgts and Sgts of RA (Note 1)
9	Eagle 	SSgts and Sgts of AAC (Note 1)
10	Pipes 	Pipe Majors and pipers of Scottish and Irish regiments, and RGR.
11	Small metal crown 	NCOs of H Cav
12	Crossed flags with crown above 	Army recruiters



Notes:

1. Worn on both arms.
2. Badges of appointment are worn in addition to any rank badges held and unless otherwise stated in Annexes D, E, F, G and H of Section 2, or by reason of the exceptions given at Serials 5, 6, 7, 8 and 9 above, are worn on the right arm only, below a rank badge worn on the forearm or immediately above chevrons worn on the forearm or upper arm. Badges of appointment are not to be worn on tracksuits, shirts, coveralls or combat clothing.
3. Special Army recruiters who recruit only for their own regiment or corps, may elect to wear the badge of appointment at 09.044 Serial 12 above with the chevrons authorised for their own regiment or corps.

## **BADGES OF QUALIFICATION**

**09.311 Advanced Skill-At-Arms and Instructors badges.** The badges described in Annex A of this section are to be worn within the limitations set out above by WOs and NCOs who have obtained the qualification indicated in that Annex. Unless otherwise stated in Annex B to Section 2 and Annex A to this section, the following rules apply for the wearing of such badges:

- a. They are to be worn on the right arm, below the rank badge by WOs and above the chevrons by NCOs. Only one instructor's or one Skill-At-Arms badge may be worn.
- b. They are not to be worn on greatcoats or combat clothing or garments such as tracksuits, coveralls, "T" shirts, cardigans, warehouse coats or other like clothing.

**09.312 Details of material and colour of advanced Skill-At-Arms and Instructors badges.** The details of material and colour of these badges are to be as authorised by Section 2, Annex A and B or Annex A to this section.

**09.313 Skill-At-Arms Class 2 and intermediate badges.** The qualifications pertaining to the Skill-At-Arms badges shown at Annex B (Part 1 - Class 2 and Part 2 - Intermediate) to this section are contained in the relevant instructions and training manuals. They may be worn within the limitations set out above, by each qualified specialist as permitted by unit establishment subject to the conditions laid down in Section 2; note being taken of those that may be worn in perpetuity. Except where otherwise stated in Annex B to this section, Class 2 Skill-At-Arms badges are to be worn on the left forearm. Intermediate Skill-At-Arms badges are to be worn on the right forearm. They are both to be worn above any badge of rank or good conduct chevron worn or if no badge of rank or any good conduct chevron worn, they are to be placed 165 mm from the bottom of the sleeve. They are not to be worn on combat dress, tracksuits, coveralls, "T" shirts, cardigans, warehouse coats or other like clothing.

**09.314 Details of materials and colour of Class 2 and intermediate Skill-At-Arms badges.** The details of material and colour of these badges are as authorised by Annex A and B of Section 2.

## EMPLOYMENT BADGES

**09.315 Description of badges.** The badge applicable to each recognised Army trade is shown in Annex C to this section.

**09.316 By whom worn.** Unless authorised by 09.37 above, these badges are to be worn by those soldier below the rank of Sgt, who are assessed Class 1 or 2 in the trade in which they are classified, and subject to the conditions laid down at Section 2 of Part 9.

**09.317 Position for wearing.** Employment badges are worn on the right upper arm unless otherwise stated. They are not to be worn on greatcoats, combat clothing, tracksuits, coveralls, "T" shirts, cardigans, warehouse coats or other like clothing, with the following exceptions:

- a. **RLC Ammunition Technicians** of all ranks are to wear their badge (see Annex C to this section, Serials 1, 13 and 14) in all orders of dress on the lower right sleeve or on the upper sleeve in No 14 Dress 51mm below the shoulder seam or on the upper right arm on Combat Dress so that the base of the badge is 2cm above the TRF. By SSgts, Sgts and Cpls, in Nos 6, it is to be worn superimposed on the rank chevrons.
- b. **RE EOD badge.** Worn on Combat Uniform.
- c. **AAC flying badge and aviation aircrewman badges.** Worn on Combat Uniform as per Para 09.36 above.
- d. **SEARCH Badge.** Badge is authorised to be worn by those who successfully complete the requisite courses. It is not to be worn in perpetuity nor is it to be worn by officers. Exceptionally Commanding officers may authorise all qualified officers and soldiers to wear the badge on operations.

## RAMC, RADC AND QARANC QUALIFICATION BADGES

**09.318 RAMC and RADC qualification badges.** RAMC and RADC tradesmen Class 1 and 2 are to wear the bars of worsted tubular braid on the outside of the right sleeve of the No 2 Dress jacket, Class 1 having two bars and Class 2 one bar. The first bar is to be 165 mm from the bottom of the sleeve and the second 13 mm above the first. For RAMC the bars are cherry red and for RADC they are emerald green.

**09.319 Silver plate arm badge - dental staff.** A silver plated badge (badge, arm, dental hygienist/dental support specialists) is to be worn by dental hygienists and dental support specialists on indoor dress. The silver plated badge may be retained by the recipient on leaving the service. The badge is not applicable to dental technicians.

**09.320 QARANC Qualification badges.** Qualified QARANC personnel wear the badge, qualification, arm, QARANC, on the left breast pocket of indoor working dress.

**09.321 Army State Registered Nurse (ASRN) and State Enrolled Nurse (ASEN).** Army nurses who qualify as ASRN or ASEN are to wear an enamel brooch (blue for ASRN and green for ASEN) on the left side of the white jacket or ward dress. The recipient's name may be engraved on the reverse of the badge under local arrangements at public expense. These badges may be retained by the recipient on leaving the Service.

**09.322 Psychiatric nurses.** Psychiatric nurses may wear the Hospital Badge-Psychiatric Nurse on the left side of the white jacket or ward dress whilst employed on nursing duties only. The badge is provided at public expense.

#### **NON-ARMY PERSONNEL QUALIFYING ON ARMY PILOT COURSES AND NON-ARMY FLYING BADGES**

**09.323 Non-Army personnel qualifying on Army Pilot courses.** Personnel from other Services who qualify on the Army Pilot Course are awarded the Army Flying Badge, which is provided at public expense.

**09.324 Naval and Air Force flying badges.** Army personnel who qualified in flying categories in the Royal Navy, Fleet Air Arm or Royal Air Force may wear the appropriate badge, on the left breast, in Nos 1, 2, 3, 6, 8 or 10 Dress, provided that the qualification appears in the appropriate official records held by MOD. The wearing of the badge is optional and provision is the responsibility of the individual. These badges are not provided at public expense. In all cases, confirmation regarding qualification to wear the badge is to be obtained by commanding officers from the following.

**09.325** Royal Navy and Fleet Air Arm.

<b>Officers.</b>	Naval Secretary's Office Room 171 Victory Building Portsmouth. PO1 3LS
<b>Ratings.</b>	HMS Centurion Grange Road Gosport PO13 9XA

**09.326** Royal Air Force.

<b>Officers.</b>	MOD RAF P Man 4a2(a) Innsworth Gloucestershire GL3 1EZ
<b>Airmen.</b>	MOD RAF P Man 4a2(B) Innsworth Gloucestershire GL3 1EZ

**09.327** No other type of non-Army flying badge may be worn with Army uniform.

#### **LANGUAGE BADGES**

**09.328 German language badge.** A German language badge of the following description is to be worn on pullovers only, by those personnel, who have a German language qualification of colloquial level or higher and are stationed in Germany:

Three concentric circles, yellow, red, black on a grey ground sized 30 mm x 30 mm.

**09.329** The badges are not provided at public expense and are to be worn on the right upper forearm below any other specialist qualification badge but above soldier badges of rank.






#### **ARMY RESERVE SPECIFIC**





**09.330 Field Ambulance Challenge Shield Exercise Winner's Badge.** Officers and soldiers who are members of the unit team winning the TA Field Ambulance Challenger Shield Exercise may wear the winner's badge, made of cloth and gold wire, on the left lower sleeve of No 2 Dress, in perpetuity while on the strength of that unit. One only such badge may be worn. These badges are to be purchased from funds derived from entry fees paid by all competing units and not from public funds.




#### **ROYAL NAVY AND RAF QUALIFICATION BADGES**

**09.331** Individuals with previous service in RN or RAF who are entitled to wear qualification badges in Naval or RAF uniform may do so when wearing the similar Army uniform.

## ANNEX A TO SECTION 3 - ADVANCED SKILL AT ARMS AND INSTRUCTOR BADGES

Serial (a)	Badge (b)	By Whom Worn (c)
1.	Army 100 - crossed rifles with lion and cartouche showing "100"	Those competitors who reach the final hundred in the Army Service Rifle Championship at the Regular Army Skill at Arms meeting. May be worn in perpetuity.
2.	Crossed bayonets in wreath 	Soldiers who have passed the Infantry Platoon Sergeants Battle Course.
3.	Crossed bayonets in wreath with star above	Soldiers who have passed the Infantry Platoon Sergeants Battle Course with a distinguished pass.
4.	Crossed flags 	Regimental Signalling Instructors who have qualified at the School of Signals Signal Wing or an Army School or Training Centre.
5.	Crossed guns 	WO2 & SSgt RA instructors in gunnery appointments having qualified at gunnery staff course at the Royal School of Artillery. Note that SSgts do not wear the gun appointment badge if QGI.
6.	Crossed rifles 	<p>a. SASC Specialist instructional badge worn by Sgt to WO1.</p> <p>b. All tactics and weapon training instructors who have passed the following courses:</p> <ol style="list-style-type: none"> <li>(1) Regimental NCOs Skill-At-Arms Instrs.</li> <li>(2) MILAN Sect Comd.</li> <li>(3) MILAN Det Comd.</li> <li>(4) Sniper Instrs.</li> <li>(5) Dvr Instrs.</li> <li>(6) Counter Surv Unit Instrs.</li> </ol>
7.	Crossed swords 	PT instructors Class 2/3 who are holders of a certificate awarded by Comdt, Army School of Physical Training, Grade C and above.
8.	Crossed swords with star above	Instructors who have gained a distinguished pass on the

Serial (a)	Badge (b)	By Whom Worn (c)
9.	Crossed swords with crown above 	following courses: a. Regimental NCOs Skill-At-Arms Instrs. b. MILAN Sect Comd. c. MILAN Det Comd. d. Sniper Instrs. e. Dvr Instrs. f. Counter Surv Unit Instrs.  RAPTC Instructors:  a. Red on white shield - on vest. b. Scarlet on black shield - WO2 and NCOs on tracksuit and Jersey. c. White and yellow on red shield WO1 on tracksuit and jersey.
10.	Grenade beneath crown in wreath	WO instructors in combat engineering who have qualified at the Royal School of Military Engineering.
11.	HUMINT Op 	Gold/yellow trident on black "kite" background  Worn on the left forearm above Warrant Officer rank approximately 165mm from the cuff
12.	Parachute over wings with letters "APJI" 	Assistant parachute jumping instructors who have passed the assistant instructors course.
13.	"QADI" with crown and wings 	Qualified air despatch instructors.
14.	"QI" in wreath	Instructors RE.
15.	Rod entwined with serpent in a wreath	First aid instructors (other than RAMC personnel) qualified on Unit First aid Instructors Course at RAMC Training Centre.









Serial (a)	Badge (b)	By Whom Worn (c)
16.	 	Riding instructors who have qualified on the equitation instructors course at the Army School of Equitation. (See Note 1)
17.	TA 50 - Crossed rifles with a circle holding the letters "TA" superscribed with a crown and subscribed with a curved cartouche showing "50."	TA personnel who are placed in the top fifty of who have been in the top fifty, in the Queen's Medal competition at the annual TA Skill-at Arms meeting. Not worn at public expense. May be worn in perpetuity.
18.	Letters 'RI' 	Recruit Instructors qualification badge. Funded by HQ ITG.

Note:









1. For King's Troop RHA, on No 2 Dress, the "Spur" at Serial 16 is metal.










## ANNEX B TO SECTION 3 - SKILL AT ARMS BADGES


### PART 1 - CLASS 2

Serial (a)	Badge (b)	By Whom Worn (c)
1	<p>Air Despatch Badge</p>  <p>Aircraft Engineer</p>  <p>Aircraft Technician</p>  <p>Joint Terminal Attack Controller (JTAC)</p>  	<p>All ranks who have completed training and have acted as air despatch crew on 20 sorties. May be worn in perpetuity. When worn with No 14 Dress the top of the badge is to be 6cm below the seam of the left shoulder.</p> <p>All ranks who have qualified as AE. May be worn in perpetuity. Worn above the cuff of the left sleeve and above the TRF on the right sleeve. When worn with No 14 Dress the top of the badge is to be 6cm below the seam of the left shoulder</p> <p>All ranks who have qualified as AT. May be worn in perpetuity. Worn above the cuff of the left sleeve and above the TRF on the right sleeve. When worn with No 14 Dress the top of the badge is to be 6cm below the seam of the left shoulder</p> <p>All ranks qualified as Joint Terminal Attack Controller (JTAC). May be worn in perpetuity by all ranks. Worn on upper left arm. Green version to be worn in Combat Dress on left arm immediately below Formation Flash</p>
2	<p>Anchor and crown on a purple background</p> 	<p>Those who have qualified as a Chief Engineer, RLC Fleet. May be worn in perpetuity. See Note 1.</p>
3	<p>Anchor and crown on an ultra-marine background</p> 	<p>Those who have qualified as an Vessel Commander RLC Fleet. May be worn in perpetuity. See Note 1.</p>
4	<p>"AT" in wreath</p> 	<p>Anti-tank gun layer and guided weapon controllers other than RA.</p>



Serial (a)	Badge (b)	By Whom Worn (c)
5	Close protection "CP" in wreath 	AGC(Pro) basic close protection course.
6	Crossed flags 	Qualified signaller.
7	Crossed hatchets 	Qualified infantry pioneer.
8	Crossed rifles 	Marksman SA80.
9	Crossed rifles surmounted by "S" 	Qualified sniper.
10	Diver's helmet with "SW" beneath 	Army compressed air diver. May be worn in perpetuity.
11	Diver's helmet "AAD". Oblong backing	Army advanced diver. May be worn in perpetuity.
12	Diver's helmet "ADS". Rectangular backing	Army diving supervisor. May be worn in perpetuity.
13	"E" in wreath 	Surveillance operator.
14	Field service fighting knife 	All ranks who have both qualified at the All Arms or Reserve Forces Commando Course and served a tour of duty within FLEET. Worn on the left upper arm 51 mm in from the point of the shoulder in all orders of dress except Combat Uniform. In Combat Uniform, "ARMY COMMANDO" shoulder flashes are worn on both arms.





Serial (a)	Badge (b)	By Whom Worn (c)
15	Gun in wreath 	Qualified gunner (RARDEN).
16	Intentionally blank	
17	"LG" in wreath 	LSW or LMG.
18	"L" in wreath 	Layer RA. Worn on right upper arm.
19	"MG" in wreath 	GPMG marksman.
20	"M" in wreath 	Mortarman.
21	Parachute 	All ranks course trained parachutists only. May be worn in perpetuity except when parachute with wings, or parachute with wings, SAS, is awarded. Not worn on No 14 Dress.
22	Parachute with wings 	Qualified parachutists of all ranks. Worn on the right upper arm (51 mm from the point of the shoulder for No 1 and No 2 Dress). May be worn in perpetuity. Is to be worn on Nos 5, 8, 9 and 14 Dress by qualified parachutists when serving in the airborne role.
23	"R" in wreath	Range taker Class 1.
24	RA special observers badge 	All ranks on successful completion of the Special Observer (Basic) Course and who are serving or have served a tour of duty in 4/73 Bty RA.
25	Rod and serpent in a wreath 	Regimental medical assistants in RAC and Infantry.

<b>Serial</b> (a)	<b>Badge</b> (b)	<b>By Whom Worn</b> (c)
26	Service remedial instructors RAPTC	RAPTC personnel who successfully complete the Joint Service School of Remedial Instructors and who are employed as established instructors. Worn only on tracksuits.
27	Star 	Qualified MT driver or driver radio operator.

Note:

1. To be worn on the left forearm.

## PART 2 - INTERMEDIATE

Serial (a)	Badge (b)	By Whom Worn (d)
1	Crossed bayonets 	Soldiers who successfully complete the Infantry Section Commanders Battle Course.
2	Crossed bayonets with star above	Soldiers who gain a distinguished pass on completion of the Infantry Section Commanders Battle Course.
3	Crossed flags 	Soldiers who gain a pass on the Regimental Signallers Standard 1 Course.
4	Crossed flags with star above	Soldiers who gain a distinguished pass on completion of the Regimental Signallers Standard 1 Course.
5	Crossed hatchets 	Soldiers who have passed the Class 1 Assault Pioneer Course.
6	Crossed hatchets with star above	Soldiers who have gained a distinguished pass on the Class 1 Assault Pioneers Course.
7	Crossed rifles 	Soldiers who have passed one of the following courses:  a. MILAN Sect Comd. b. MILAN Det Comd. c. Mor Standard. d. Mor Advanced.
8	Crossed rifles with star above	Soldiers who have gained a distinguished pass on one of the following courses:  a. MILAN Sect Comd. b. MILAN Det Comd. c. Mor Standard. d. Mor Advanced.
9	HCMR Class 3 Mounted Duty	For A/B class tradesmen.











	badge	
--	-------	--




















**Note:**

To be worn on the right forearm.



## ANNEX C TO SECTION 3 - EMPLOYMENT BADGES

Serial (a)	Badge (b)	By Whom Worn (c)
1.	"A" in a circle with flames 	Qualified non-commissioned ammunition technician - Regular Army. May be worn in perpetuity.
2.	"A" in wreath 	Group A tradesmen.
3.	Army Pilot brevet  Tactical Unmanned Ariel System pilot brevet 	)All ranks who have qualified as an Army pilot or ) aviation aircrewman. ) Worn on the left breast above authorised medal ) ribbons. ) Worn in perpetuity, but only one badge to be worn.
4.	Aviation Aircrewman brevet 	
5.	Bomb on dark green, yellow embroidered background 	All ranks qualified in 33 Regt RE, and for all qualified SNCOs and officers posted away from the regiment as bomb disposal officers.
6.		Advanced Search Course
7.	"AT" in circle with wings 	Class 1 tradesmen only - Technician Aircraft, Technician Avionics
8.	"B" in wreath 	Group B tradesman.
9.	Bayonet 	Combat Infantryman on completion of the Combat Infantrymans Course.

Serial (a)	Badge (b)	By Whom Worn (c)
10.	Bayonet in a wreath 	Class 1 Infantry soldier.
11.	Bit 	Saddler and harness marker. (Note 2).
12.	Circle and flashes 	The following technicians:
13.		a. Sys Eng Tech (A). b. Sys Eng Tech (R). c. Inst Tech.
14.	"E" within flashes 	Class 1 tradesmen only - Technician Electronics
15.	Flaming grenade 	Commissioned officer (ATO) - Regular Army. May be worn in perpetuity.
16.	Flaming grenade with "V" in the centre 	Commissioned officer (ATO) - TA. May be worn in perpetuity.
17.	Hammer and pincers 	Class 1 trademen only - vehicle mechanic, armourer, shipwright, marine engineer, recovery mechanic; welder, RE; metalsmith.
18.	Lyre in wreath and crown 	Musician and bandsman. RA Staff band wear a plain lyre.
19.	Parachute with wings, SAS 	Qualified SAS personnel. Worn as for Serial 22 at Annex B, Part 1 to this Section. May be worn in perpetuity and is to be worn on Nos 5, 8, and 14 Dress when serving in the SAS role. When worn with No 14 Dress the top of the badge is to be placed

Serial (a)	Badge (b)	By Whom Worn (c)
20.	Parachute Jump Instructor's Brevet 	51 mm below the shoulder seam. Worn on the left breast of all uniforms in perpetuity
21.	Railwayman's badge 	Railwayman of Class 3 standard or above.
22.	Deleted	
23.	"R" in flashes 	Radar technician.
24.	Shoe (Horseshoe) 	Farrier (Note 2).
25.	Deleted	
26.	Spoked wheel yellow on red 	RLC Movement Control personnel who are qualified Class 3 and above. (See Note 3)
27.	"S"	Regimental surveyor.
28.	"T" with lightning flashes 	R SIGNALS Telecommunications technicians.
29.	"V" in a circle with flames 	Qualified non-commissioned ammunition technicians - TA. May be worn in perpetuity.
30.	Wheel 	Carpenter and joiner.
31.	Red paw on shoulder flash on No 8 Dress jacket only	Specialist Dog Handler ADU PAVC (NI).
32.	MP badge	AGC (Pro) staff. (See Note 3)



Serial (a)	Badge (b)	By Whom Worn (c)
33.	 MPS badge 	AGC(MPS) staff (See Note 3)
34.	Geneva Red Cross	Normally worn by AMS personnel on med duties. (See Note 3)

Notes:

1. Unless otherwise stated these Class 1 and 2 badges are worn only by Corporals and below on the right upper arm and are not worn on Nos 5, 8, 9 and 14 Dress.
2. For King's Troop RHA, the "bit" and "shoe" at Serials 10 and 21 are metal badges when worn on No 2 Dress.
3. Serial 26, 32, 33 and 34. Worn in place of TRFs on combat dress on the right arm, except for Geneva Red Cross which is worn exceptionally on the left arm as the internationally recognised location. Serial 26 is only worn in place of the RLC TRF when in role.

## SECTION 4 - CAP AND COLLAR BADGES, BUTTONS AND BELT BUCKLES

### INTRODUCTION

**09.41 Scope.** This section deals with cap and collar badges, buttons and belt buckles worn by the Regular Army and TA.

**09.42 Care of anodized metal items.** The anodic film covering aluminium badges and buttons is hard but excessive scratching or rubbing will damage the film. The use of any form of abrasive, including metal polishes, is forbidden when cleaning these items; all that is required is an occasional wipe with a damp clean cloth.

### CAP BADGES

**09.43 Catalogue listing.** Regimental cap badges worn on berets, bonnets and caps are listed in JSP 768.

**09.44 Method of wearing.** Regimental cap badges are worn by all regiments and corps as follows:

- a. **Berets.** Worn to the front about 2 cms above the band. The cap badge and beret should be offset on the head so that the badge is positioned towards the left eye.
- b. **Bonnets (Kilmarnock, Balmoral and Tam O'Shanter)** Worn on the left side slightly forward of the left ear and about 3.6 cm above the band.
- c. **Caubeen.** Worn offset on the head with the cap badge towards the left eye except London Irish who were the caubeen reversed with the badge towards the right eye.
- d. **Forage and Service Dress Caps.** Worn in the centre of the band at the front.
- e. **Hats felt.** Worn in the front or at the side.

**09.45 Badge fastener design.** To avoid making fresh holes every time a different pattern of badge is worn, cap badges are normally made with a standard fastener fashioned as a single vertical hook shank, except for exceptionally large cap badges for which additional support is required and for which, Army Dress Committee authority has been granted.

**09.46 Badge for COLDM GDS and Welsh Guards.** WOs1 and certain senior ranks of the Regimental Staff of COLDM GDS and Welsh Guards are authorised a cap badge made of silver.

**09.47 RA.** Royal Horse Artillery and Royal Regiment of Artillery wear the traditional gun badge on the cap, forage, peaked and cap, khaki, peaked. RHA wear the Cypher badge only on the beret.

**09.48 RIFLES.**

- a. **Backbadge.** The back badge of the Gloucester Regiment is to be worn at the back of Forage Caps and Side Caps across the RIFLES as well on the back of busbies for the Band and Bugles with the normal badge in front with the exception of the beret. The back badge may also be worn on the back of berets for those former RGBWLI coys that form 6 and 7 RIFLES. Cadets based in Glos, Berks and Wilts may also wear the back badge on their berets if they so wish.

- b. **Belt Badge.** WOs1 may wear a larger version of the regimental belt badge on the shoulder belt with Nos 1 and 2 Dress. Provision is at public expense.

**09.49 UOTC Officer cadets.** Officer cadets of UOTCs are to wear the cap badge of the regiment or corps to which they are attached.

## **COLLAR BADGES**

**09.410 When worn.** Collar badges are to be worn by soldiers in Nos 1, 2 and 3 Dress with the following exceptions:

- a. **Household Division and Brigade of Gurkhas.** See Para 9.26d(1).
- b. **KRH.** Worn with Nos 1 and 3 Dress only.

## **COLOURED BACKINGS FOR CAP AND COLLAR BADGES**

**09.411 Provision.** Authorised backings may be obtained by the appropriate Comd Log Sp, by local purchase at public expense. No other officer may order supplies. Backings are not provided by RLC.

## **BUTTONS**

**09.412 Provision.** Regimental buttons of the sizes shown below are issued for wear on caps, greatcoats and Nos 1, 2, 3 and 6 Dress. They are to be fixed under regimental arrangements. Loose buttons with split pins are issued to QARANC servicewomen for wear on ward dresses.

**09.413 Patterns.** The following patterns are provided:

- a. **Black nylon.** RIFLES, Brigade of Gurkhas (except QGE and QOGLR), R IRISH (except pipers), and LONDON IRISH RIFLES.
- b. **Black Anodized.** QOGLR.
- c. **Black ball.** WOs of RIFLES may wear these buttons on No 2 Dress.
- d. **Bronze.** PWRR.
- e. **Silver anodized.** HAC(Inf), QOY (NH), NIH, 41 Signal Regt(V), SAS, SRR, SASC and pipers of the following regiments: SG, IG, SCOTS, R IRISH and QVs.
- f. **Gold anodized.** All other regiments and corps.

**09.414 Size.** Buttons are to be of the following diameters:

- a. **Cap.** 15 mm - 22 ligne.
- b. **Large.** 25 mm - 40 ligne.
- c. **Small.** 20 mm - 30 ligne.

## **BELT BUCKLES**

**09.415 Colour.** Belt buckles are to be the same colour as the buttons on the jacket of an order of dress with the following exceptions:

- a. **R IRISH.** Gold anodized.
- b. **RIFLES.** White metal.

# **SECTION 5 - UNION EMBLEM, FORMATION BADGES AND TACTICAL RECOGNITION FLASHES WORN ON COMBAT DRESS**

## **INTRODUCTION**

**09.51 Scope.** This section deals with the wearing of the Union Emblem, Formation Badges and Tactical Recognition Flashes (TRFs) on Combat Uniform by military personnel. Formation badges and TRFs are not to be worn on any other orders of dress.

**09.52 Application.** The rules prescribed in this section apply to officers and soldiers of the Regular Army and TA.

**09.53 Policy.** The Army Dress Committee is responsible for approving all new formation signs and unit badges. Any proposed changes to formation badges or TRFs, or proposals for new badges, should be directed to PS12 and the Secretary of the Army Dress Committee through the normal chain of command.

## **UNION EMBLEM**

**09.54** This is a Tri-Service badge provided at public expense which is worn by all RN, Army and RAF personnel to the top of the blanking plate on the left arm so that it is horizontal to the ground when the arm is held at the side.

## **FORMATION BADGES**

**09.55** Army Dress Committee authorised and registered formation badges are shown on the Defence Intranet, and the colour illustrations are also available in poster format - as published by the DPR(A). Formation badges are not provided at public expense.

**09.56** Only one formation badge is to be worn at any one time, be it divisional, brigade or multi-national, as appropriate and as directed by the Formation Commander. They are to be removed by individuals on posting, or on formal detachment from the formation concerned. Procurement and provision, as directed by CGS, is at non-public expense.

**09.57** All formation badges are worn on the left blanking plate centrally below the Union Emblem. If no blanking plate, the Formation Flash (if worn) is to be sewn onto the sleeve so that the top of the flash is 2 cm below the Union Emblem. Overall dimensions are not to exceed 6x6 cm.

**09.58** On Operations, roulement and emergency tour troops are to wear the formation badge appropriate to their parent unit, whilst residential troops are to wear the appropriate formation badge.

## **TACTICAL RECOGNITION FLASHES**

**09.59** Army Dress Committee authorised and registered Tactical Recognition Flashes (TRFs) are shown on the Defence Intranet and colour illustrations are also available in poster format - as published by Def PR(A). TRFs are not provided from public funds.

**09.510** TRFs serve as a means of identifying Regt/Corps units in the field, but are also used for Regt/Corps purposes (for recruiting). Although various forms of unofficial unit badges have been worn both during and after the 2<sup>nd</sup> WW, they were only formally recognised in 2002. They are worn only by trained adult soldiers on combat uniform on the right arm below any Para/SAS qualification badge, and overall dimensions are not to exceed 6 x 6 cms. While formerly DZ

Flashes (DZF) were larger at 7 x 7 cms, those units authorised to wear former DZFs (e.g. PARA) as TRFs are to wear DZF no larger than 6 x 6 cms. Most TRFs are authorised as coloured badges but when worn on operations, all TRFs are in subdued colours of green and black as a means of identifying Regt/Corps units in the field, but are also used for Regt/Corps purposes (for recruiting). They are worn on the right blanking plate below any Para/SAS qualification badge, and again overall dimensions are not to exceed 6x6 cms. On shirts without a blanking plate, the TRF is to be sewn onto the sleeve so that it is at the same height and position as the Formation Flash on the opposite arm. While formerly DZ Flashes (DZF) were larger at 7x7 cms, those units authorised to wear former DZFs (e.g. PARA) as TRFs are to wear DZF no larger than 6x6 cms.

**09.511** They are authorised by the Army Dress Committee and worn at the discretion of RHQs and Regimental/Corps Dress Committees. As with formation badges, they are procured and provided at non-public expense. However, unlike formation badges, they are not replaced with or displaced by another unit's TRF; this means that an individual attached, or temporarily posted, to another Regt or Corps, continues to wear his or her own Regt/Corps TRF, and not the TRF of the unit to which the individual is attached or posted.

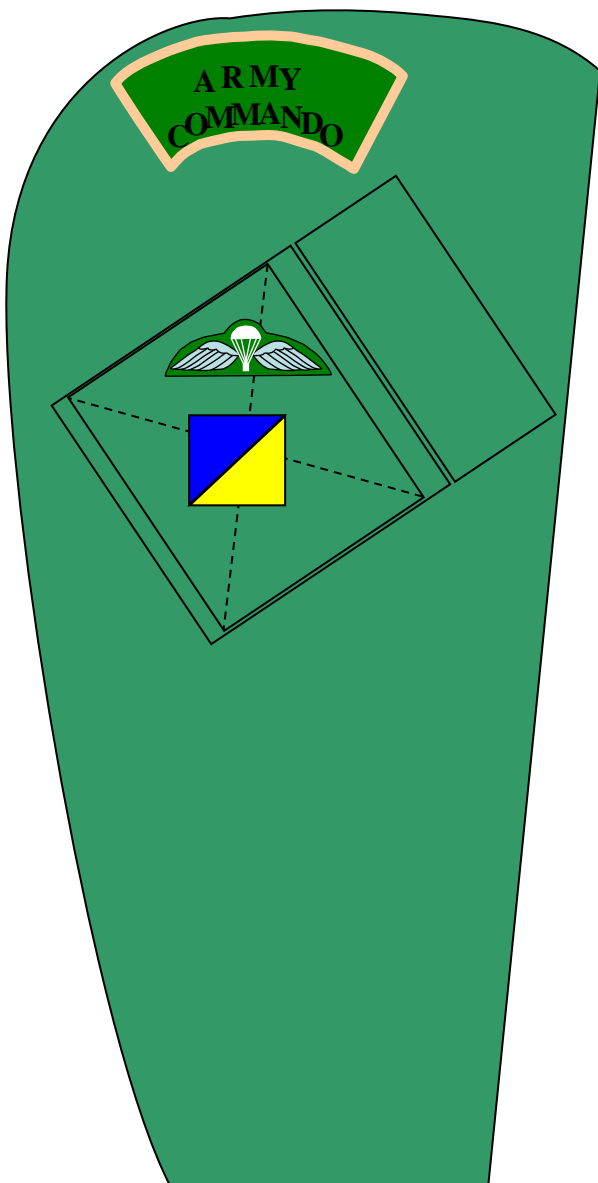
**09.512** Personnel in 16 Air Asslt Bde are to wear their own Regt/Corps TRF in lieu of DZ/LZ flashes, except in the multi-cap badge sub units of the Bde, where separate TRFs have been authorised for Bde HQ, Pathfinder Pl, AFLS and the RAF det. Each Para Bn, RHQ PARA and Depot Para wear their own TRF.

**09.513** Internationally recognised TRFs, also shown on the Defence Intranet and poster, are: the MP badge worn by PM(A) and MPS personnel as appropriate; the wagon wheel badge worn by RLC Movements personnel; and the Geneva Red Cross worn by all AMS med personnel (including those in 16 CS Med Regt in 16 Air Asslt Bde), exceptionally on the left arm.

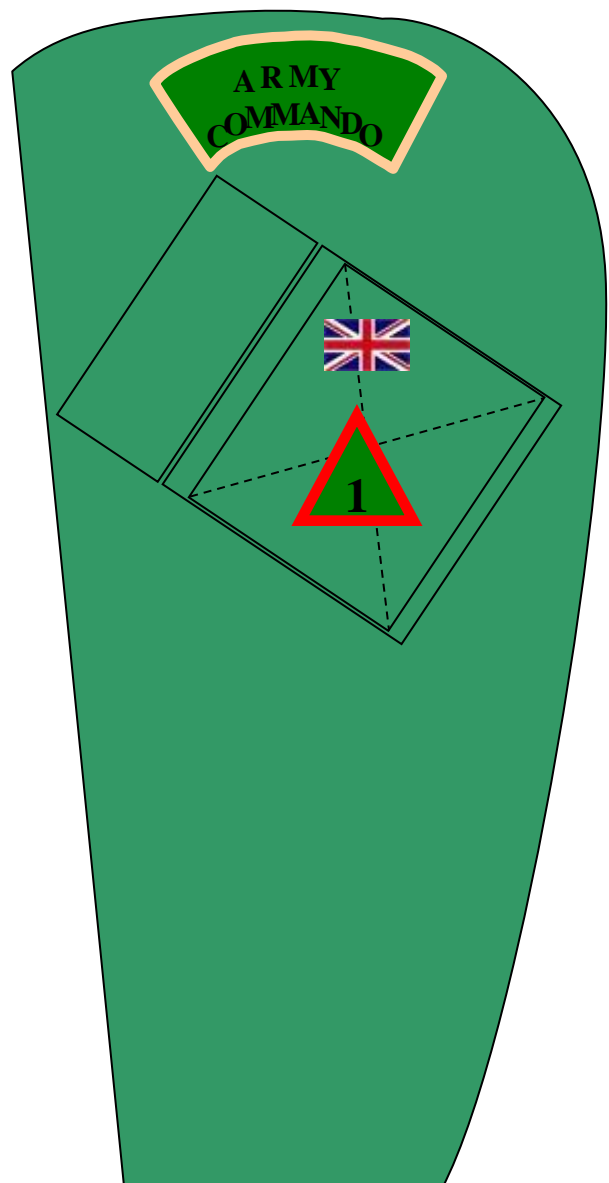
## ANNEX A TO SECTION 5 - BADGES ON COMBAT DRESS

**Illustration of badge Configuration showing Union Emblem, Tactical Recognition Flash on the right arm and a qualification badge and Formation badge on the left arm.**

This particular individual is a parachute and commando trained RLC officer or soldier attached to 1 Mechanised Brigade.



Right Arm



Left Arm

## SECTION 6 – HEADDRESS

### INTRODUCTION

**09.61 Scope.** This section deals with headdress and embellishments to headdress.

**09.62 Authority.** This section is the authority for the wearing of:

- The forms of headdress shown at Annexes A, B and C to this section.
- The embellishments worn with headdress shown at Annex D, to this section.

**09.63 Terminology.** Throughout this section and generally, the term "Cap, Forage, Peaked" and "Cap, Khaki, Peaked" is used to indicate both the male and female forms of headdress.

**09.64 Special headdress.** Special headdress required to be worn under the provisions of the Health and Safety at Work Regulations may be worn with appropriate orders of dress for the period when soldiers are required to be so protected by virtue of their duties.

### CAP, FORAGE, PEAKED

**09.65 General.** The cap, forage, peaked, except in those regiments and corps authorised to wear alternate headdress, is the headdress to be worn with Nos 1, 3, 10 and 11 Dress on all occasions except that, certain regiments allow side caps to be worn with Nos 10 and 11 Dress and female Army personnel do not wear headdress with No 10 and 11 Dress. The cap, forage, peaked is the headdress to be worn with No 2 and 6 Dress on formal parades.

**09.66 Officer pattern.** Officers are to wear the officer pattern cap, forage, peaked and appropriately, the male or female design. The officer pattern cap, forage, peaked is not to be worn by soldiers of any rank except by those WOs1 authorised to wear officer's style of uniform. Officers of the following regiments or corps do not wear caps, forage, peaked:

RTR, RRF, PARA, SAS, SRR, AAC and Int Corps.

**09.67 Dispensation for Reserve officers.** While there was dispensation allowing Reserve officers to wear the khaki cap in No 2 Dress Ceremonial, this dispensation was removed in January 2015.

**09.68 Soldier pattern.** Soldiers of the following regiments or corps do not wear caps, forage, peaked:

- RTR, RRF, RM, PARA, SAS, SRR, AAC, Int Corps.
- R WELSH and RLC all ranks up to and inclusive of SSgt, with the exception of musicians and Corps of Drums personnel.

### CAP, KHAKI, PEAKED

**09.69 Officer pattern.** Officers are to wear the officer pattern cap, khaki, peaked male or female design as appropriate. WOs 1 may wear the officer pattern cap, khaki, peaked at their own expense with permission from their Commanding Officers. Colour and material of the cap including for those of the General Staff is to

be the same as the No2 Dress jacket and trousers with the exception of the following regiments and corps who are authorised to wear the pre-2008 No 2 Dress regimental or Corps material.

- a. LG, RHG/D, all Cavalry Regiments, RA and others as authorised by the Army Dress Committee.

**09.610** This form of headdress is normally to be worn by officers on informal parades when No 2 or 6 Dress is ordered and is worn without leather or medals. The caps may also be worn in Nos 4, 7, 12, 13 and 14 Dress. Caps, khaki, peaked are not to be worn by officers and WOs1 on parade when troops are wearing caps, forage, peaked.

**09.611 Soldier pattern.** Only those soldiers posted to HCMR and King's Tp, RHA are issued with a cap, khaki, peaked. These caps are to be withdrawn from an individual on posting away from these units. Caps, khaki, peaked are worn under rules similar to those laid down for berets.

## **BERETS**

**09.612 Berets worn with all forms of dress.** The regiments and corps who wear the beret with all forms of dress are indicated above. Other regiments and corps are to wear the beret authorised by Annex C to this section, or bonnet or glengarry scaled as secondary headdress with Nos 7, 5, 8, 12, 13 and 14 Dress when special headdress (e.g. combat helmet) is not worn. QARANC personnel may wear a beret in No 6 Dress. Officers, WOs and soldiers authorised to wear a cap, khaki, peaked may wear that headdress instead of a beret at the discretion of their Commanding Officer.

**09.613 Berets and bonnets scaled as secondary headdress.** When in barracks these items may be worn with No 2 Dress for minor parades and duties. When outside barracks, berets and bonnets scaled as secondary headdress are not to be worn with No 2 Dress except:

- a. When a soldier is temporarily not issued with the pattern of headdress authorised for wear with No 2 Dress.
- b. When travelling between residence and place of duty subject to any security instructions that may be in force.
- c. When attending TEWTS, demonstrations or similar events.

**09.614 Airborne/Air Assault, Marine and Army Air Corps.** Respectively, the maroon, green and light blue beret is only to be worn by:

a. **Maroon Airborne/Air Assault Forces beret.**

- i) Parachute Regiment. All ranks of the Parachute Regiment, both Regular Army and Reserve, wherever serving with all orders of dress.
- ii) 16 Air Asslt Brigade. All ranks of supporting arms and services serving under peace time OPCOM status of 16 Air Asslt Bde.
- iii) Affiliated Parachute Qualified Personnel. All ranks outside 16 Air Asslt Bde, who are qualified (ie entitled to wear para wings) and serving in an established "Parachute" Position Identifying Descriptors (PID).
- iv) Miscellaneous Others. All qualified ranks assigned directly from 16 Air Asslt Bde to any Phase 1 training establishment as permanent staff, recruiting



organisation or assigned to an ADC appointment. On all other occasions, including further subsequent assignments or when assigned to any other E1 or E2 appointment, all ranks are to cease to wear the maroon beret. It is to be replaced by normal regimental beret/head-dress (ADC 4126).

v) In parade orders of dress, the wearing of the maroon beret by personnel of Regiments and Corps other than PARA is subject to the agreement of the Honorary Colonel/Colonel Commandant.

**b. Green RM beret.**

i) All ranks serving with FLEET who have passed the All Arms or Reserve Forces Commando Course may wear the green beret in combat uniform. When on parade with RM, green berets are only to be worn if RM are wearing them on that parade themselves.

ii) All ranks posted out of FLEET cease to wear the RM green beret, except for those ORs serving in RA, RE and RLC Commando units. Exceptionally those posted directly from within FLEET to RMAS or any other Phase 1 training establishment as permanent staff or to a recruiting organisation may continue to wear the green RM beret provided that they are qualified (ie completed the All Arms Commando Course). In addition, qualified officers posted out of FLEET or a RA, RE and RLC Commando units to an ADC appointment may continue to wear the green beret for the duration of the ADC appointment. The green beret is to be replaced by normal regimental beret when posted to any other E1 or E2 appointment. (ADC 4126)

**c. Light blue AAC beret.**

i) Army Air Corps. All ranks of the Army Air Corps, both Regular Army and Reserve, wherever serving with all orders of dress.

ii) Army Aviation Units/Combat Aviation Force. All ranks posted or detached to specialist Aviation HQs and units<sup>1</sup>.

iii) Miscellaneous Others. All qualified ranks assigned directly from specialist Aviation organisations to any Phase 1 training establishment as permanent staff, recruiting organisation or assigned to an ADC appointment. On all other occasions, including further subsequent assignments or when assigned to any other E1 or E2 appointment, all ranks are to cease to wear the Army Aviation beret. It is to be replaced by normal regimental beret/head-dress (ADC 4126).

iv) In parade orders of dress, the wearing of the light blue beret by personnel of Regiments and Corps other than AAC is subject to the agreement of the parent Colonel Commandant, Master or Chief as appropriate.

## **TURBANS**

**09.615 By whom worn.** Turbans may be worn by all Sikhs serving in the British Army with all orders of dress.

---

<sup>1</sup> As defined by the operational chain of command, advised by Regimental/Corps HQs.

**09.616 Design.** The design is as provided in Annex B to AGAI Vol 2 Ch 59.

**09.617 Provision.** The pagri and pag is to be purchased by the individual and expenses claimed on JPA on a scale of four turbans per soldier – two to match the Forage Cap colours to be worn in No 1 Dress and No 2 Dress (ceremonial) and 2 to match the beret or other appropriate headdress worn in barracks and training. A maximum of 2 turbans may be claimed subsequently each year should any become damaged or faded.

## **HIJAB**

**09.618 Hijab.** A hijab may be worn by Muslim female soldiers with all orders of dress, subject to the safety and operational considerations. When engaged in combat operations, operational training or when serving with peacekeeping or multinational contingents, adherents of the Muslim religion are to, when deemed essential, wear combat helmets and other items of military equipment as ordered by the commanding officer. It should be noted that Muslim women will always wear a hijab for prayer.

**09.619 Hijab Specification.** The principal of modesty and dignity is to be respected which includes covering the head, neck and collar bones. The hijab is to be worn without a cap badge and is to be without pattern or embellishments to the edge (ie tassels). It is not to exceed 100 cm x 100 cm in size and may be worn outside or inside uniform (particularly where H&S issues are a factor). A design suitable for wearing when participating in sport may also be worn where practical.

**09.620 Procurement.** Procurement of both items is to be a local matter and an initial issue of three hijabs and three sports hijabs may be purchased locally and replaced as required.

**09.621 Colour of Hijab.** The intention is that the colour of hijabs should match the main colour of the headdress worn by other members of the unit. Where this is impractical, a black hijab may be worn. The colour of hijabs worn is to be as follows:

- a. **Nos 1, 2, 3, 4, 6, 10 and 11 Dress.** The hijab is to be of the same colouring as the top of the appropriate cap, forage, peaked.
- b. **Nos 5, 7, 8, 9, 13 and 14 Dress.** The hijab is to be the same colour as the beret or other headdress of the unit to which the soldier belongs.
- c. **Full Dress.** As for No 1 Dress<sup>1</sup>.

**09.622 Cap Badge.** Without significant modification, it is impractical to wear a cap badge with a hijab. Cap badges are therefore not to be worn on the hijab but may be worn (as an optional item) on the left breast in working dress (Nos 7, 13 and 14) only. Parade, ceremonial and mess dress (Nos 1, 2, 3, 4, 6, 10 and 11) contain sufficient regimental or corps unique characteristics or accoutrements (collar badges, buttons, belt buckle, facings, lanyard etc.) that regimental or corps identity is not lost by the omission of a cap badge. Combat dress is not suitable for wearing with a cap badge attached to the left breast for operational and H&S reasons.

## **JOCKEY PROTECTIVE SKULL CAP**

**09.623 Approved pattern.** The commercial pattern of the Jockey Protective Skull Cap (JPSC) to British Standard 4472 is authorised for wear by mounted troops on Non-ceremonial duties.

**09.624** A khaki silk is authorised for wear on duty, except for RHA who wear a black silk.

**09.625 Silks.** The following silks, provided at regimental expense are authorised for wear on sporting occasions:

- a. Red - LG
- b. Blue - RHG/D

#### **SIDE CAPS (CAPS FIELD SERVICE)**

**09.626 When worn.** Approved side caps are worn in accordance with regimental custom and with the permission of Commanding Officers. They should not be worn on parade when soldiers are wearing Forage Caps or equivalent. They may be worn with the following orders of dress:

- a. No 2, 4 and 6 Dress – without medals or leather.
- b. No 10 and 11 Dress, except female officers and servicewomen.
- c. No 7, 13 and 14 Dress.

**09.627 Details of patterns.** Details of side cap patterns for officers are contained at Annex E of this Section.

**09.628 Status.** Side caps are optional items of dress and are not provided at public expense. No officer or soldier is to be ordered to purchase a side cap.

#### **MOTORCYCLING HELMETS**

**09.629 When worn.** Service pattern motorcycling helmets are to be worn by all Army personnel on duty when riding a motorcycle as the rider or passenger. Civilian pattern helmets may be worn when in uniform and riding private motorcycles. Boards of inquiry into motorcycle accidents are to record whether or not the appropriate motorcycle helmet was being worn.

#### **RIDING HATS CIVILIAN PATTERN**

**09.630 When worn.** Officers and soldiers taking part in equestrian events may, subject to the approval of Commanding Officers, wear a hunting cap or riding hat in conjunction with authorised military uniform. Provision is to be at individual expense.

**09.631** Reserved

## ANNEX A TO SECTION 6 - AUTHORISED HEADDRESS

### PART 1 – REGULAR ARMY

Serial (a)	Regiment or Corps (b)	Nos 1 and 3 Dress (c)	Nos 2 and 6 Dress (d)	Remarks (e)
1	Household Cavalry	Cap, forage, peaked	Cap, forage, peaked	Beret to be worn without hackle when training
2	King's Troop RHA	Cap, forage, peaked	Cap, forage, peaked	
3	RAC regiments (except RTR)	Cap, forage, peaked	Cap, forage, peaked	
4	RTR	Beret	Beret	
5	Guards Division	Cap, forage, peaked	Cap, forage, peaked	
6	SCOTS	Glengarry (Type C)	Glengarry (Type C)	
7	RRF	Beret	Beret	
8	R WELSH - Officers & WOs 1	Cap, forage, peaked	Cap, forage, peaked	
	- WOs 2 and below	Beret	Beret	
9	R IRISH	Caubeen	Caubeen	
10	PARA	Beret	Beret	

<b>Serial</b> (a)	<b>Regiment or Corps</b> (b)	<b>Nos 1 and 3 Dress</b> (c)	<b>Nos 2 and 6 Dress</b> (d)	<b>Remarks</b> (e)
11	The Brigade of Gurkhas	Kilmarnock hat	Felt hat (Slouch) (Gurkha hat)	Includes RGR, QGE, QG SIGNALS and QOGLR
12	SAS & SRR	Beret	Beret	
13	AAC	Beret	Beret	
14	QARANC	Cap, forage, peaked	Cap, forage, peaked	Beret may be worn in No 6 Dress. Regular Army QARANC officers may wear a grey beret, purchased at individual expense, on appropriate occasions.
15	Int Corps	Beret	Beret	
16	RLC - Offrs, WOs 1 and  WOs 2 - SSgts and below	Cap, forage, peaked   Beret	Cap, forage, peaked   Beret	
17	All other regiments	Cap, forage,	Cap, forage,	

<b>Serial</b> (a)	<b>Regiment or Corps</b> (b)	<b>Nos 1 and 3 Dress</b> (c)	<b>Nos 2 and 6 Dress</b> (d)	<b>Remarks</b> (e)
	and corps	peaked	peaked	

**Notes:**

1. See Annex D to this Section for details of authorised embellishments to headdress.
2. See Annex B to this Section for Glengarry patterns referred to in Annex A of this Section.
3. For AGC(Pro). A scarlet beret may be worn when it is operationally inconvenient to wear a peaked cap. See also Annex C to this Section, Serial 9.

**PART 2 – ARMY RESERVE**

<b>Serial</b> (a)	<b>Unit</b> (b)	<b>Nos 1 and 2 Dress</b> (c)	<b>Remarks</b> (d)
1	RTR	Beret	
2	A Tp 208 Bty RA	Bonnet Irish	
3	32 Sig Regt (V)	Glengarry	Type A. TOS in other orders of dress
4	6 and 7 SCOTS	Glengarry	Type C
5	Lowland Volunteers	Glengarry (RS) (KOSB)	Type C Type C
6	London Scottish	Glengarry	Type E (Not at public expense)
7	Liverpool Scottish	Glengarry	Type C
8	RRF	Beret	
9	WELSH Offrs & WOs 1  Below WO 2	Cap, forage, peaked  Beret	
10	2 R IRSH	Caubeen	
11	PARA	Beret	
12	SAS	Beret	

13	AAC	Beret	
14	RLC - Below WO 2	Beret	Corps of Drums personnel wear cap, forage, peaked.
15	205 (Scottish) Fd Hosp RAMC	Bonnet TOS in PCS  Glengarry Type C in No 1 and No 2 Dress	TOS to be worn by all worn with Graham of Montrose patch.  Glengarry to be worn by AMD pers posted to 205 (Scottish) Fd Hosp but not attached pers.
16	225 (Scottish) Medical Regiment	Glengarry Type C black rosette in No 1 and No 2 Dress  Bonnet TOS in PCS	Glengarry to be worn by AMD pers but not attached pers  TOS to be worn by all per on posted strength
17	Glasgow and Strathclyde UOTC	Glengarry	Type D
18	All other Scottish UOTC	Glengarry	Type C
19	Band of R IRISH	Caubeen	
20	London Irish Rifles	Caubeen & Beret in No 8 Dress.	
21	Lowland Band	Glengarry	Type C
22	Highland Band	Bonnet Highland	
23	Int Corps	Beret	
24	QVS	Glengarry	Type A



25	All other TA units	Cap, forage, peaked	
----	--------------------	---------------------	--

**Notes:**

1. Explanation of the type of glengarry referred to in column (d) is to be found at Annex B to this section.

## ANNEX B TO SECTION 6 - GLENGARRY PATTERNS

Type (a)	Description (b)
A	Glengarry Wool HLDRS  Blue with scarlet toorie and black silk rosette.
B	Glengarry Wool A and SH  Blue with scarlet and white dicing. Top and centre rows of scarlet and white dicing to be overlapped to form a thin red line. Scarlet toorie.
C	Glengarry Wool SCOTS  Blue with scarlet, green and white dicing. Scarlet toorie.
D	Glengarry Wool CAMERONIANS  Green with black toorie.
E	Glengarry Wool LONDON SCOTTISH  Blue with royal blue toorie. (Not provided at public expense).

## ANNEX C TO SECTION 6 - BERETS

Serial (a)	Colour (b)	Regt/Corps (c)	Remarks (d)
1	Beige	SAS and 18 (SF) Sig Regt	Worn by all ranks of RRF and by offrs and WOs1 of WELSH who in Nos 1, 2, 3 and 6 Dress wear cap, forage, peaked. RLC for ranks from Pte to SSgt inclusive.
2	Black	RTR	
3	Blue		
	- dark	All regiments not otherwise mentioned in this Annex	
	- light	AAC	Worn by all ranks.
4	Brown	KRH, RW <sub>x</sub> Y	With green browband.
5	Green		
	- cypress	Int Corps	
	- piper	R IRISH	
	- rifle	RDG	
		QRH	
		RIFLES	
		SASC	
	- RM	Green	With scarlet patch behind badge.
	- 8206J	AGC(ETS), AGC(SPS)	
6	Grey		
	- dark	QARANC	
	- light	SCOTS DG	

<b>Serial</b> (a)	<b>Colour</b> (b)	<b>Regt/Corps</b> (c)	<b>Remarks</b> (d)
7	Khaki	SRR SNIY  4/73 (Sphinx) Bty RA Guards Division R ANGLIAN PWRR LANCS YORKS	With Brunswick Green patch behind badge
8	Maroon	See Para 09.614a	
9	Scarlet	AGC(Pro)	

# **ANNEX D TO SECTION 6 - AUTHORISED EMBELLISHMENTS TO HEADDRESS**

<b>Serial</b> (a)	<b>Article</b> (b)	<b>By Whom Worn</b> (c)	<b>Headdress Worn on</b> (d)
1	<b>Feathers (see Note 2)</b>  - Blackcock       - Golden eagle	All ranks SCOTS, Pipers of RTR and SG, Pipers of Scottish Infantry, London Scottish Pipers and Drummers          Pipers of SCOTS	) ) Glengarry ) )
2	<b>Hackles (see Note 3)</b>  - Blue       - Blue and red	4 SCOTS & 7 SCOTS          A Tp 208 Bty RA (V)	Bonnet TOS and glengarry (not worn by Pipers)          Bonnet Irish

Serial (a)	Article (b)	By Whom Worn (c)	Headdress Worn on (d)
	<ul style="list-style-type: none"> <li>- Green</li> </ul>	R IRISH, London IRISH RIFLES, Northern Irish TA Band (R IRISH elm) and Pipers and Drummers of 152 Amb Regt RLC 5 SCOTS & 7 SCOTS	) ) Bonnet Irish
	<ul style="list-style-type: none"> <li>- Red (see Note 4)</li> </ul>	3 SCOTS, 7 SCOTS and 51st Highland Band	Bonnet TOS
	<ul style="list-style-type: none"> <li>- Red and white</li> </ul>	RRF & Birmingham UOTC	) Beret
	<ul style="list-style-type: none"> <li>- Red, brown and green</li> </ul>	RTR	Beret when worn with ceremonial dress
	<ul style="list-style-type: none"> <li>- Black</li> </ul>	1 SCOTS & 6 SCOTS	
	<ul style="list-style-type: none"> <li>- White</li> </ul>	2 SCOTS & 6 SCOTS WELSH 71 (Scottish) Engr Regt(V) Pipers	Bonnet TOS Beret Feather bonnet ( <b>see Note 5</b> )
3	MP cloth patch	All AGC(Pro) personnel	Combat helmet cover

**Notes:**

1. The embellishments mentioned above are worn behind the cap badge. Hackles are also known as plumes.
2. Authorised scale is one per year by local procurement arranged by the unit.
3. Authorised scale is one per year. Maintenance scale is not to exceed 3 per year for each Regular Army soldier or, one per year for each TA soldier at public expense, except for TA officers, for whom maintenance is on repayment.
4. To be obtained by local purchase.
5. To be provided at regimental expense.

## ANNEX E TO SECTION 6 – DESCRIPTION OF AUTHORISED SIDE CAPS

### PART 1 – REGULAR ARMY

Regiment/Corps	Officers	Soldiers
(a)	(b)	
LG	None	None
RHG/D	Scarlet body piped yellow, dark blue peak and scarlet tip. Dark blue flaps piped yellow, 2 regimental buttons and badge.	Metal badge
QDG	White body piped with gold with dark blue flaps, peak and tip. Gold embroidered badge on dark blue backing. 2 mounted gilt regimental small buttons	White body with dark blue flaps and tip. Struck buttons, metal badge
Scots DG	None	Dark blue, yellow and blue van dyke. Regimental buttons
RDG	Brunswick green with yellow piping along crest. 2 mounted gilt regimental small buttons. Embroidered badge in silver wire.	Not worn
QRH	Tent hat worn in lieu. The hat is green and is embellished with gold lace of 1” wide universal pattern, and, 3/20” wide gold gimp. No badge. Current and former COs have gold gimp running the length of the top of the tent hat.	Not worn
RL	Dark blue body piped gold with dark blue peak and tip. Dark blue flaps piped gold. Embroidered beret badge on dark blue backing. 2	Not worn



	Regimental cap buttons. Worn by officers and WOs1 only.	
KRH	Crimson with gold piping to flaps and tip. 2 small regimental Hunt buttons. Embroidered badge in silver wire.	Not worn
LD	Scarlet body piped gold with scarlet peak and tip. Scarlet flaps piped gold. Embroidered badge on scarlet backing. 2 mounted Regimental cap buttons.	Not worn
RTR	None	Not worn
RHA and RA	Scarlet body piped gold. Dark blue flaps piped gold and scarlet tip. Dark blue peak which is piped gold for Field Officers only. 2 regimental buttons and gold embroidered badges (RHA or RA)	Scarlet body and tip. Dark blue flaps and peak. 2 anodized regimental buttons. Soldiers pattern collar badge.
RE	Dark blue body, flaps, peak and tip with the tip piped gold. Grenade badge in gold wire embroidery. 2 silver regimental buttons	Dark blue body, flaps, peak and tip. Tip edged in scarlet piping, 2 Corps gilt buttons, soldiers' pattern capbadge.
QGE	As worn by RE but with QGE regimental buttons and metal badge.	As for RE soldiers with 2 regimental buttons and soldiers' pattern QGE capbadge.
R SIGS	Dark blue body, peak and flaps with body and flaps piped gold. Light blue tip. Embroidered badge on a dark blue background. 2 regimental buttons.	Dark blue body with light blue cloth piping, dark blue peak, light blue peak, dark blue flaps with light blue piping, 2 gilt struck buttons, soldiers' pattern metal badge
QG SIGNALS	As worn by R SIGNALS but with 2 black regimental buttons and embroidered badge.	As for R SIGS soldiers with 2 black regimental buttons and woven QG Sigs capbadge.
R ANGLIAN	Midnight blue body piped gold, dark blue tip and flaps, scarlet peak in front and 2 small Regimental buttons as described above. The Regimental cap badge is worn on the left side of the hat.	
PWRR	Torrin pattern Dark blue body and flaps. Yellow tip and peak. Piped	

	gold to flap and body tops extending down front behind peak and back behind flap. 2 small regimental buttons and embroidered badge.	
YORKS	Dark green body and tip, dark blue flaps and peak, gold piping round body and flaps. Two small (22 line) buttons embossed with silver Green Howards 'Danenbrog' cypher. Embroidered cap badge.	Not worn
MERCIAN	Regimental pattern black Side Cap with buff inner crease, green piping and Lincoln green peak. Mercian Eagle silver and gold wire embroidered cap badge with its green backing trimmed to shape of badge.	Not worn
RIFLES	Rifle green body, flaps and peak. Black piping to crown. Small silver RIFLES badge on black boss. 2 small black regimental buttons.	
SAS & SRR	Not worn	
AAC	Not Worn	
RACHD	Purple body, peak and tip. Black flaps with gold piping and 2 gilt finish regimental buttons. Category 3rd Class and above have gold piping to peak. Embroidered badge.	Not applicable
RLC	Dark blue body and flaps, scarlet tip. Piped throughout in gold. Peak of dark blue velvet (Rubans 102) which is piped in gold for officers of field rank. 2 regimental buttons and embroidered wire badge.	None
QOGTR	Black body peak and flaps with buff tip. 2 black regimental buttons and badge as for collar badge.	None
RAMC	Dull cherry body piped gold with dark blue peak. Dark blue flaps piped gold. Metal badge and 2 regimental gilt buttons.	Dull cherry body with dark blue peak with dull cherry tip. Dark blue flaps. Soldiers' metal badge and 2 regimental mounted buttons.

REME	Scarlet body piped yellow. Dark blue tip and peak. Dark blue flaps piped gold. Embroidered badge and 2 regimental buttons.	Scarlet body piped worsted yellow. Dark blue flaps piped worsted yellow. Metal badge and 2 anodised regimental buttons.
AGC	Pattern pending.	None
RAVC	Maroon body piped gold with dark blue peak and maroon tip. Dark blue flaps piped gold. Embroidered wire badge and 2 regimental buttons.	Maroon body piped yellow with dark blue peak and maroon tip. Dark blue flaps piped yellow. Metal badge and 2 struck regimental buttons
SASC	Not worn.	Not worn
RADC	Emerald green body and tip. Dark blue flaps and peak. Dull cherry piping to body and flaps. 2 gilt and silver regimental mounted buttons. Embroidered badge.	Emerald green body and tip. Dark blue flaps and peak. Dull cherry red piping to body and flaps. 2 anodised regimental buttons. Metal badge. WOs1 may wear embroidered badge.
INT CORPS	Cypress green body piped grey. Cypress green flaps and tip. Grey peak. Metal badge and 2 regimental buttons.	None
RAPTC	Black body, peak and flaps with scarlet tip. Scarlet piping to tip, flaps and peak. Embroidered crossed swords and crown badge and 2 regimental mounted buttons.	WOs and SNCOs - Black with red piping. 2 regimental buttons
QARANC	Not worn	None
Staff	Blue cloth with scarlet tip, gold French braid welts on cap and flaps and at front and back seams. Badges and buttons as for Forage Cap.	
General Service Corps	Dark blue with scarlet tip. Scarlet piping to body and flaps. Royal Arms in gilding metal badge. 2 gilt buttons.	None
RMSM	Not worn	None

## PART 2 – ARMY RESERVE

A Sqn RWxY	None	Warrant Officer's only: Torin Pattern, scarlet centre, dark green side flaps, single line of silver gimp on seams and edges.
HAC	Scarlet body, piped gold with scarlet tip. Dark blue flaps piped gold. Dark blue peak, piped gold for field officers. 2 half domed regimental buttons.	
41 (PLK) Sig Sqn	Grey body piped scarlet. Dark blue flaps and peak. Sqn pattern collar badge as cap badge. 2 x Sqn pattern buttons	
47 (MY) Sig Sqn	Scarlet body piped gold. Rifle green flaps piped gold. Rifle green peak and scarlet tip. Embroidered badge in gold on rifle green cloth in the design of an oval strap bearing the motto "PRO ARIS ET FUCIS" within the centre the Cypher "MYC" the whole being ensigned by a St Edward's Crown. 2 x Sqn pattern buttons	
67 (QOWWY) Sig Sqn	Black body, flaps and peak. Buff tip. Flaps and tip piped gold. 2 x Sqn pattern buttons. Embroidered R SIGNALS badge	
68 (IC&CY) Sig Sqn	Lincoln green body and tip with gold piping to tip. Dark blue flaps with gold piping. Gold wire embroidered badge with 2 x Sqn pattern buttons	
94 (BY) Sig Sqn	Dark blue body and flaps with scarlet tip and yellow peak. Silver piping to flaps and tip. Embroidered R SIGNALS badge.	

## SECTION 7 - EMBELLISHMENTS

### INTRODUCTION

**09.71 Scope.** This Section deals with embellishments to uniform worn on all orders of dress other than Full Dress. The details of the embellishments to be worn with Full Dress are to be found in Part 2 of these regulations.

**09.72 Application.** The regulations in this pamphlet apply, as appropriate, to officers and soldiers.

### GENERAL

**09.73 Definition.** An embellishment is any item that is worn on a uniform that is not part of the uniform's basic design.

**09.74 Policy.** The wearing of embellishments is to be subject to the provisions and regulations laid down in these Regulations. Unauthorised patterns or designs of embellishments are not allowed to be worn.

### METAL SHOULDER TITLES

**09.75 Where worn.** Metal shoulder titles, as authorised in Annex A to this section, are to be worn on No 6 Dress as explained in Para 09.212, and may be worn on the shoulder straps of No 13 Dress and No 14 Dress by the Regular Army and TA. They may be worn, by the Regular Army and where applicable by the TA, on No 2 Dress by RAC, RIFLES, Brigade of Gurkhas and London Regiment (V).

**09.76 Design.** The standard design of metal shoulder titles is as follows:

- a. Made in anodized aluminium, 10 mm high, in gold finish.
- b. Correctly abbreviated regimental title joined top and bottom between parallel lines.
- c. Fitted on the reverse side with a standard pin and clutch fastener.

**09.77** Exceptionally, where regimental tradition dictates, the finish may be in black, bronze or silver and where an abbreviation of the regiment concerned is inappropriate, the title or agreed shortened form of the title may be used.

### ARM FLASHES DENOTING ARM OF SERVICE

**09.78 When worn.** The wearing of authorised and registered regimental and corps Tactical Recognition Flashes on combat dress is covered in Section 5.

### SPECIAL ARM BADGES

**09.79 Those authorised.** The regiments corps and ranks shown in Annex B to this section are permitted to wear the special arm badges described there on Nos 1, 2, 3, 4, 6, 10 and 11 Dress where applicable, unless wearing is restricted in that Annex to certain of these orders of dress or, to other dress specified therein. They are supplied at public expense except where noted as otherwise at Annex B.

## **REGIMENTAL ARM BADGES - TA**

**09.710 Those authorised.** The TA units authorised to wear regimental arm badges are shown at Annex C to this section. They are to be obtained through local purchase at public expense by the appropriate district Comd Log Sp. No other authority is to order these badges

## **ADDITIONAL EMBELLISHMENTS - TA**

**09.711 Embellishments in perpetuation of former Regimental Association.** In addition to wearing of embellishments authorised at Annex C to this section, TA units may apply for authority to wear one small additional embellishment, which perpetuates something that was worn in the past or, a regiment or corps to which the unit has ceased to belong. TA units need to be aware that the Army Dress Committee is unlikely to authorise any new embellishments unless there is very strong justification. Applications are to take into account the rules concerning supplementary arm bands, cap badge backing or collar badge expressed in this Part of Dress Regulations and are to be passed through regimental or corps headquarters to the Army Dress Committee. Only one such embellishment may be authorised for each TA regiment.

## **LANYARDS AND WHISTLE CORDS**

**09.712 Patterns and design.** Patterns of lanyards and whistle cords are authorised by Annex D to this section. The design of lanyards for female officers and servicewomen is to be of circular manufacture so that there is no loose end to be tucked away.

**09.713 When and how worn.** Lanyards or as appropriate whistle cords authorised by the Army Dress Committee, may be worn in Nos 3, 4, 6 and 14 Dress only. They may be worn on either shoulder. Male officers and servicemen are to tuck the loose end in to the breast pocket on the same side that the lanyard is being worn. When a lanyard or whistle cord of specific design is authorised for a regiment or corps by Annex E to this section, only that lanyard or whistle cord, of standard design and quality, is to be worn by all ranks of the regiment or corps including officers. Notwithstanding this principle, the Army Dress Committee will consider applications for officers' lanyards to be made of wider dimension and superior quality if regimentally required. Officer lanyard and whistle cords are not provided at public expense. (See below for attached personnel).

## **ATTACHED PERSONNEL**

**09.714 General.** The cap badge, TRF and No 1 and 2 Dress (to include hats, buttons, collar badges and lanyard) and No 10 Dress (Mess Dress) uniforms are important identities of an individual's regiment or corps and these are not to be compromised when an individual is on short term attachment (e.g for an operational tour) or for a 2 year posting (such as REME LAD or AGC (SPS)). However the maroon, green and light blue beret may be worn in parade orders of dress by entitled personnel. Individuals may wear certain other accoutrements belonging to the regiment or corps to which they are attached subject to receiving the commanding officer's permission. However Colonels of Regiments and Colonels Commandant can

dictate what additional accoutrements or embellishments may or may not be worn by individuals from his regiment and corps when they are on attachment.

**09.715 Reserved.**

## ANNEX A TO SECTION 7 - METAL SHOULDER TITLES

Serial	Arm of Service	Metal Shoulder Titles	
		Lettering	Description
(a)	(b)	(c)	(d)
1	LG		None.
2	RHG/D		None.
3	RHA	RHA	AA gold finish.
4	QDG	QDG	AA gold finish. Old English lettering.
5	SCOTS DG	SCOTS DG	AA gold finish. Soldiers only.
6	RDG	RDG	AA gold finish. Soldiers only.
7	QRH	QRH	AA gold finish. Brass for officers not at public expense.
8	RL	ROYAL LANCERS	AA gold finish.
9	KRH	KRH	AA gold finish. Brass for officers not at public expense.
10	LD	LIGHT DRAGOONS	AA gold finish. Brass for officers not at public expense.
11	Reserved		
12	RTR	RTR	AA gold finish.
13	RA	RA	AA gold finish.



Serial	Arm of Service	Metal Shoulder Titles	
		Lettering	Description
(a)	(b)	(c)	(d)
14	RE		None.
15	QGE	QGE	AA gold finish.
16	R SIGNALS	R SIGNALS	AA gold finish.
17	QG SIGNALS	QG SIGNALS	AA black finish.
18	Guards Division		None.
19	RS		None.
20	PWRR	PWRR	AA bronze finish.
21	KORBR	KING'S OWN BORDER	AA gold finish.
22	RRF	RRF	AA gold finish.
23	KINGS	KING'S	AA gold finish
24	R ANGLIAN	R ANGLIAN	AA gold finish.
25	D and D	DEVON & DORSET	AA gold finish.
26	LI	LIGHT INFANTRY	AA silver finish. On a scroll surmounted by a bugle horn.
27	PWO	PWO	AA gold finish.
28	GH	GREEN HOWARDS	AA gold finish.
29	RHF	RHF	AA gold finish.

Serial	Arm of Service	Metal Shoulder Titles	
		Lettering	Description
(a)	(b)	(c)	(d)
30	CHESHIRE	CHESHIRE	AA gold finish.
31	RWF	RWF	AA gold finish.
32	RRW	RRW	AA gold finish.
33	KOSB	KOSB	AA gold finish.
34	R IRISH	ROYAL IRISH	AA black finish.
35	RGBW	RGBW	AA gold finish.
36	WFR	WORCESTERS & FORESTERS	AA gold finish.
37	QLR	QUEENS LANCASHIRE	AA gold finish.
38	DWR	DWR	AA gold finish.
39	STAFFORDS	STAFFORDS	AA gold finish.
40	BW		None.
41	HLDRS	THE HIGHLANDERS	AA gold finish.
42	A and SH	A & SH	AA gold finish.
43	PARA		None.
44	RGR	RGR	AA gold finish.


Serial (a)	Arm of Service (b)	Metal Shoulder Titles	
		Lettering (c)	Description (d)
45	RGJ	RGJ	AA black finish. Gothic lettering.
46	SAS	SAS	AA black finish.
47	AAC	AAC	AA gold finish.
48	RACHD		None.
49	RLC	RLC	AA gold finish.

50	QOGTR	QOGTR	AA black finish.
51	REME	REME	AA gold finish.
52	AGC(Pro)	RMP	AA gold finish.
53	AGC(MPS)	MPS	AA gold finish.
54	RAMC		None.
55	RAVC	RAVC	AA gold finish.
56	SASC	SASC	AA silver finish.
57	RADC	RADC	AA gold finish.
58	INT CORPS	INT CORPS	AA gold finish.
59	RAPTC	RAPTC	AA gold finish.

Serial	Arm of Service	Metal Shoulder Titles	
		Lettering	Description
(a)	(b)	(c)	(d)
60	QARANC		None.
61	R Mon RE(M)		None.
62	HAC	HAC	AA gold finish. Brass for officers not at public expense.
63	RY	RY	AA gold finish.
64	R W <sub>x</sub> Y	RWXY	AA gold finish.
65	RMLY	RMLY	AA gold finish. Brass for officers not at public expense.
66	QOY	QOY	AA silver finish.
67	SCOTS YEO	SCOTS YEO	AA gold finish.
68	NIH		None.
69	Kent and Sharpshooters (Yeo) Sqns of RY and 71 Sig Regt(V)	KCLY	AA gold finish.
70	68 (IC and CY) Sqn	IC&CY	AA gold finish.
71	The London Regiment (V)	LONDON REGIMENT	AA bronze finish - PWRR.  AA gold finish - RRF. AA gold finish - LONDON SCOTTISH AA black finish - LONDON IRISH

Serial (a)	Arm of Service (b)	Metal Shoulder Titles	
		Lettering (c)	Description (d)
72	The Lowland Volunteers		None
73	4/5 RANGERS	ROYAL IRISH RANGERS	AA gold finish.
74	RMAS	RMAS	AA gold finish.
75	CCF	CCF	AA gold finish.
76	ACF	ACF	AA gold finish.

## ANNEX B TO SECTION 7 - SPECIAL ARM BADGES

Serial (a)	Description of Badge (b)	By Whom Worn (c)	Remarks (d)
1	Intentionally Blank		
2	Intentionally Blank		
3	Blue ensign and crossed swords.	Maritime units RLC	Worn by all ranks in all orders of dress except No 5 and 8 Dress, at top of both sleeves.
4	Bomb	All ranks on the strength of EOD units RE 	Worn on the left sleeve in Nos 1, 2 and 3 Dress, 165 mm from bottom of sleeve or immediately above good conduct chevron if worn. To be withdrawn from personnel leaving the EOD unit.
5	Royal Crest of London (lion surmounting a crown embroidered on scarlet ground)	LD	Worn by ranks Cpl to WO1 on right arm above badges of rank on Nos 1, 2 and 10 Dress at regimental or individual expense.
6	Crossed kukris (silver)	KRH	Worn by all ranks on both upper arms of Nos 1, 2 and 10 Dress (in No 10 Dress at private expense).
7	Dakota (yellow on blue ground)	RLC (AD role only)	Worn on No 5 and 8 Dress and flying overalls.
8	Eagle (embroidered gold on dark blue ground)	RHG/D	Worn at top of left sleeve by offrs and WOs1 on No 2 Dress and by all ranks on full dress and Nos 1 and 6 Dress. Worn also by offrs and WOs and NCOs in No 10 Dress but not at public expense.

<b>Serial</b> (a)	<b>Description of Badge</b> (b)	<b>By Whom Worn</b> (c)	<b>Remarks</b> (d)
9	Eagle in flight	AAC	Worn only by SNCOs in No 1, 2 4 and 6 Dress.
10	Eagle (on pompadour blue ground)	R ANGLIAN	Worn on upper left arm by all ranks in No 2 Dress and by the band in full dress. At regimental expense.
11	French Croix de Guerre ribbon 1914-18	19/5 Bty RA and RIFLES (from D&D)	Worn by all ranks at top of both sleeves on Nos 1, 2 and 3 Dress.
12	Intentionally Blank		
13	Glider badge	MERCIAN	Worn by all ranks at top of right sleeve in Nos 1, 2, 3, 10 and 13 Dress..
14	Maid of Warsaw Crest	QRH, 651 Sqn AAC and 654 Sqn AAC	Worn by all ranks at regimental expense on the left forearm of No 2 and 4 Dress.
15	Metal regimental arm badge affixed to coloured cloth ground	RAC (Cavalry regiments)	Sewn on sleeve. Worn at regimental expense on the left forearm of No 2 and 4 Dress.
16	Pegasus (light blue on maroon background)	7 Para RHA	Worn by all ranks on No 2 Dress. Badge is square 41 mm by 41 mm. Worn centrally on the left arm 51 mm from point of shoulder.
17	Prussian Eagle on crimson oval	KRH	Worn by all ranks on right arm above rank badges and below kukris on Nos 1, 2, 3, 4, 10 and 11 Dress.

Serial (a)	Description of Badge (b)	By Whom Worn (c)	Remarks (d)
18	Royal Tiger badge (yellow on black ground)	PWRR	Worn by all ranks on Nos 1, 2, 3, 4, 6 and 10 Dress at regimental or private expense.
19	South Africa Flash (dark blue and white diamond shape worn white forward)	LD	Worn by rank of TPR to WO2 on left arm 51 mm below point of shoulder on No 2 Dress.
20	Syrena emblem	10 (Assay) Bty RA	Worn on No 2 Dress on left forearm by all ranks on the posted strength of the unit.
21	Tank	RTR	Worn by all ranks on all orders of dress except Nos 5, 8, 9 and 12 Dress, on the right sleeve 101 mm below point of shoulder.
22	Tank transporter with tank (cloth on khaki ground)	RLC	Not worn in perpetuity. Worn on Nos 1, 2, 13 and 14 Dress at public expense by ranks DVR to WO1 who are A trade class 3 or above. Worn on right forearm 152 mm from bottom of sleeve except on No 14 Dress where it is worn above left breast pocket.
23	United States Presidential Citation ribbon edged in gold embroidery	170 Bty RA	Worn by all ranks on Nos 1, 2 and 3 Dress on both sleeves at the top.
24	Worsted regimental arm badge	RAC (Cavalry regiment)	Worn on No 2 Dress by all ranks. WOs and NCOs wear it above their rank badges.
25	Red Beaufighter Badge	21 Sig Regt	Worn at regimental expense on JHW only.



**Notes:**

1. The badges shown in this Annex are worn in Nos 1, 2, 3, 4, 6 and 10 Dress unless otherwise stated.
2. The Eagle badge worn by RHG/D is not worn by officers in frockcoats.

**ANNEX C TO SECTION 7 - SPECIAL ARM BADGES AND  
EMBELLISHMENTS - TA**

<b>Serial</b> (a)	<b>Unit</b> (b)	<b>Description</b> (c)	<b>Dress</b> (d)
1	R Mon RE(M)	Militia flash: Rectangle, green surrounded by gold braid on a black ground. In No 10 Dress: scarlet ground.	No 1, 2, 10 and 13 Dress. Not at public expense.
2	HAC	Button: 10th Royal Hussar pattern	Nos 1 and 2 Dress.
3	RY		
	RHQ and HQ Sqn	Arm badge: Tank. As shown in Annex C, Serial 21	) )
	A Sqn	Arm badge: Prince of Wales feathers	) ) No 2 Dress.
	B Sqn	Arm badge: SRIY monogram (NCOs only)	) )
	D Sqn	Insignia of the Canadian maple leaf	) )
4	D Sqn, R Wx Y	Arm badge: Crest of Lord Rolle	No 2 Dress by WOs, SSgts and Sgts.
5	201 Bty RA(V)	Arm badge: Pegasus. As shown in Annex C, Serial 16	No 2 Dress.
6	72 Engr Regt(V)	Arm badge: Tyne Electrical Engineers: Bomb with motto "TYNE"	No 2 Dress. Optional.
7	104 Fd Sqn RE(V)	Insignia of the Submarine Miners in red on a blue ground	No 2 Dress.
8	37 Sig Regt(V)	Arm badge: A heraldic winged	No 2 Dress.

Serial (a)	Unit (b)	Description (c)	Dress (d)
		<p>lion in gold within a gold border, embroidered upon a circular cloth ground the upper half of which is red and the lower blue.</p> 	
9	31 Sig Regt(V)	Arm badge; A shield incorporating the sword from the Arms of the City of London	No 2 Dress.
10	44 Sig Sqn(V)	Supplementary arm title: CINQUE PORTS in silver on dark blue	No 1 Dress at regimental expense.
11	83 Sig Sqn(V)	Arm badge: Former 27th (London) Div formation sign	No 2 Dress.
12	3 BW(V)	Regimental flash: French Croix de Guerre ribbon 1914-18	No 2 Dress.
13	Sp Gp 3 HLDRS(V)	Arm badge: A fouled anchor and chain in red on navy blue	No 2 Dress.
14	3 WFR(V)	Belgian Croix de Guerre ribbon 1914-18	No 2 Dress.
15	Bn HQ, HQ and E Coy, 5 LI(V)	Regimental flash: French Croix de Guerre ribbon 1914-18	No 2 Dress.
16	256(City of London)Fd Hosp(V)	Arm badge: City of London armorial design	No 2 Dress.
17	211 Fd Hosp(V)	Regimental flash: French Croix	No 2 Dress.

<b>Serial</b> (a)	<b>Unit</b> (b)	<b>Description</b> (c)	<b>Dress</b> (d)
18	Edinburgh and Heriot-Watt UOTC	de Guerre ribbon 1914-18  Arm badge: University crest	No 2 Dress.
19	Queen's (Belfast) UOTC	Arm badge: University crest	No 2 Dress.
20	Tayforth UOTC	Arm badge: A silver grey shield bearing two blue triangles, the bases placed at either side of the shield and the apices meeting at the centre	No 2 Dress.
21	TA 50 badge	Arm badge: (See Annex A to Section 3, Ser 17 for details of the badge)	Worn by all ranks in Nos 1, 2, 3, 4, 6 and 10 Dress. Worn in perpetuity.

## ANNEX D TO SECTION 7 - LANYARDS AND WHISTLE CORDS

Serial (a)	Unit (b)	Colour (c)	Remarks (d)
1	LG	Scarlet, plain	Offrs only, right shoulder.
2	RHG/D	Dark blue, plain Blue, plain White, plain	Offrs and WOs 1 ) WOs 2 ) Left shoulder. Ranks below WO2 )
3	RHA	White	Gnr to SSgt, right shoulder.
4	QDG	White	Sgt and below, right shoulder.
5	SCOTS DG	White	Sgt and below in No 2 Dress, left shoulder.
6	RDG	White	Cpls and below, right shoulder, No 2 Dress. Also worn by attached REME personnel.
7	QRH	Not worn	
8	RL	Not worn	.
9	KRH	White	SSgt and below, left shoulder.
10	LD	Not worn	
11	Reserved		
12	RTR	Red, single cord Saffron, single cord Black	All ranks 1 RTR, left shoulder. All ranks 2 RTR, left shoulder. All ranks permanently at ERE.

<b>Serial</b> (a)	<b>Unit</b> (b)	<b>Colour</b> (c)	<b>Remarks</b> (d)
13	RA	White	Gnr to SSgt, right shoulder.
14	RE	Blue (No 3)	All ranks and REME attached RE units, right shoulder.
15	QGE	Blue (No 3)	All ranks, right shoulder.
16	R SIGNALS	Blue (No 2)	All ranks and attached personnel to R SIGNALS units except Ser 19, right shoulder.
17	QG SIGNALS	Blue (No 2)	All ranks, rights shoulder.
18	216 Para Sig Sqn	Khaki and green	All ranks, right shoulder
19	Guards Division	Not worn	.
20	SCOTS	Not worn	
21	PWRR	RM pattern blue	All ranks. (Provisional)
22	LANCS	Maroon double cord with three knots, worn on the left shoulder by all ranks.	No 2 and 14 Dress only
23	RRF	Not worn	
25	R ANGLIAN	Black and yellow	All ranks, left shoulder.
29	YORKS	Double cord with three knots, worn on the left shoulder by Offrs, WOs and SNCOs 1st Battalion – Black	To be worn in shirt sleeve order only.

<b>Serial</b> (a)	<b>Unit</b> (b)	<b>Colour</b> (c)	<b>Remarks</b> (d)
30	MERCIAN	(PWO) 2nd Battalion – ‘Grass’ Green (GH) 3rd Battalion – Scarlet (DWR) 4th Battalion (TA) – To be confirmed	
31	R WELSH		
35	R IRISH	Not worn	
44	PARA	Red (shade 8876) (Maroon - 1 PARA Blue (No 14 - 2 PARA Green (shade 7086)	) ) All ranks, left shoulder. ) )
45	RGR	Black	Offrs, double cord. Sgt and above, single cord, left shoulder.
46	RGJ	Black and green	Offrs and WOs, right shoulder. LCpl to SSgt, left shoulder.
47	SAS	Not worn	
48	AAC	Not worn	
49	RACHD	Not worn	
50	RLC	Blue and gold	All ranks, left shoulder.

<b>Serial</b> (a)	<b>Unit</b> (b)	<b>Colour</b> (c)	<b>Remarks</b> (d)
51	QOGLR	Dark blue	All ranks, left shoulder.
52	REME	Not worn	See also Serials: 6, 8, 14, 16, 39 and 55.
53	3 Div PARA Wksp	Maroon and light blue	All ranks while serving in the PARA role, left shoulder.
54	AGC	Dark blue and scarlet	All federated corps elements.
55	RAMC	Red (shade 8876)	All ranks, right shoulder. (Note that members of 16 CS Med Regt wear lanyard and stable belt worn by former members of 23 & 144 Para Fd Ambs to be removed when posted out of 16 Air Asslt Bde)
56	RAVC	White (No 2)	All ranks, right shoulder.
57	SASC	Blue (No 5) dark and light blue	All ranks, left shoulder.
58	RADC	Green (shade 7086)	All ranks, left shoulder.
59	Int Corps	Green (No 7)	All ranks, left shoulder.
60	ATPC	Black and red	All ranks, left shoulder.
61	QARANC	Scarlet and grey	All ranks, right shoulder.
62	5 AB Log Bn	Black	All ranks. Supplied from QM pool, left shoulder.
63	Gibraltar Regiment	Red plaited with broken silver twist throughout. White	Officers and WOs, right shoulder.



<b>Serial</b> (a)	<b>Unit</b> (b)	<b>Colour</b> (c)	<b>Remarks</b> (d)
64	RMAS	Blue/red/yellow Yellow Blue Red	All ranks SSgt and below, right shoulder.  Sovereign's Pl ) Juniors ) Left shoulder. Intermediate ) Seniors )
65	Army Apprentice College Harrogate	Red (No 1)	Champion Sqn, right shoulder. (Discontinued).
66	R Mon RE(M)	Blue (No 3)	All ranks, right shoulder.
67	HAC	Not worn	
68	RY	Scarlet (No 4) - A Sqn White (No 4) - B Sqn Yellow and green (No 1) - C Sqn	All ranks, left shoulder. Tpr to WO2 inclusive, left shoulder. All ranks, right shoulder.
69	R Wx Y	Not worn	
70	RMLY	Not worn	
71	QOY	White	Sgt and above, left shoulder.
72	SCOTS YEO	Not worn	
73	NIH	Not worn	
74	41 Sig Sqn(V)	Red and grey	Offrs, right shoulder. All soldiers, left shoulder.

<b>Serial</b> (a)	<b>Unit</b> (b)	<b>Colour</b> (c)	<b>Remarks</b> (d)
75	47 Sig Sqn(V)	Khaki and green	All ranks, right shoulder.
76	The London Regiment	RM pattern blue	B Coy - as for PWRR. (Provisional).
77	3 BW	Red and green	Sgt and above, left shoulder.
78	5 RRF	Not worn	
79	5 R ANGLIAN	Grey	All ranks, left shoulder.
80	4/5 RANGERS	Not worn	
81	4 RGJ	Black green and scarlet	Offrs and WOs, right shoulder.
82	4 PARA	Black	All ranks, left shoulder.

**Notes:**

1. Those lanyards which are provided by RLC are listed in the Catalogue of Ordnance Stores and Ammunition, Section CB.
2. Unless otherwise mentioned above TA regiments and TA units of corps follow the traditions of their Regular Army counterparts.
3. Officers are not provided with lanyards or whistle cords as a free issue (see JSP 336 Vol 12 Part 3 Pam 3 Annex A to Sect 4.

## SECTION 8 - CEREMONIAL DRESS

### INTRODUCTION

**09.81 Scope.** This chapter deals with Nos 1 and 3 Dress (ceremonial).

**Layout.** This Section is set out in one section and a number of related annexes as follows:

Uniform, accoutrements and ancillary items.

Annex A - Accoutrements worn by officers with Nos 1 and 3 Dress (ceremonial).

Annex B - Pattern of swords, slings and knots worn with Nos 1 and 3 Dress (ceremonial).

Annex C - Description of shoulder cords worn according to rank.

### UNIFORM, ACCOUTREMENTS AND ANCILLARY ITEMS

**09.82 No 1 Dress.** No 1 Dress is an allowance item (jacket only) for those officers filling appointments so authorized in Part 10 of these Regulations. Soldiers filling certain appointments are issued with both jacket and trousers. All officers may wear No 1 Dress but if not in receipt of the allowance, at their own expense as may soldiers with authorisation from their Commanding Officer.

**09.83 No 3 Dress.** No 3 Dress may be worn by officers and soldiers filling certain appointments as authorized in Part 10 of these Regulations. If so authorised, both male officers and all soldiers are issued with No 3 Dress. Female officers are provided with an allowance to purchase their No3 Dress. Details of the allowance are contained in RAACs.

**09.84 Ceremonial Items.** Ceremonial items are not in general issue to officers and may be worn only by those officers authorized to wear them. Authority is contained in Part 10 of these Regulations for issue of these items at public expense. In the case of both aiguillettes and ceremonial accoutrements it is required that on cessation of an appointment, the officer holding the appointment must hand over the items to the succeeding officer.

### DETAILS OF ACCOUTREMENTS WORN BY OFFICERS

**09.85** A full list of accoutrements worn by officers in Nos 1 and 3 Dress (ceremonial) is at Annex A to this Section.

### CEREMONIAL ANCILLARY ITEMS

**09.86 Gloves.** Black leather gloves are authorized for all Rifle Regiments, gurkhas and R IRISH. All other officers wear white cotton/nylon.

**09.87 Shoulder Belt.** Shoulder belts, in lieu of a sash, are authorized for wear on ceremonial occasions as follows:

Gold lace	H Cav (mounted squadrons in full dress), RHA, RAC, RA and RAVC.
Black plastic	Rifle regiments including all Gurkha regiments, except Gurkha Engineers
White buff	H Cav (in mounted order)
Brown plastic	Gurkha Engineers.

**09.88 Shoulder Sash.** Crimson silk, highland pattern for all officers of SCOTS. Dimensions unstretched, 15" wide in middle and 7" wide at beginning of fringe.

**09.89 Cross Belt.**

White buff with 2 detachable  
White buff sword slings

Officers of SCOTS

#### **09.810 Sword Belt.**

Web

Colonels and above and officers of all regiments and corps  
except SCOTS.

**09.811 Sword Knot and Sword Slings.** The sword knot for general officers is formed into a figure of eight knot. Colonels and above wear the sword knot hanging loose. Regimental officers wear the knot either coiled on the hilt or hanging loose according to regimental custom. For the pattern of sword knots and slings; see Annex B to this Section.

**09.812 Shoulder Cords.** Diameter 3/16" gold wire basket cord plaited in 3 strands which are plaited in a continuous plait from top to bottom; backed with material of jacket; in pairs, right to left, the right shoulder cord has a left handed twist; the left shoulder cord has a right handed twist. A table of authorized special patterns is at Annex C to this chapter.

**09.813 Rank Badges.** The following rank badges are worn on shoulder cords and shoulder straps:

Gold embroidered	The Guards Division.
Black metal	Rifle regiments (including Gurkhas) and RACHD.
Silver embroidered	Field Marshals and General Officers.
Silver and gilt metal	All other officers.

**09.814 Shoulder Straps.** The Guards Division are authorized to have shoulder straps edged in gold lace.

**09.815 Socks.** Black socks are authorized for officers of R IRISH.

#### **09.816 Sword with Plated Scabbard - Patterns.**

General officers	Sword No 1
Cavalry	Sword No 2
Artillery	Sword No 3
Infantry	Sword No 4
Rifles	Sword No 5
Scottish (Claymore)	Sword No 6

**09.817 Sword Slings.** The method of wearing sword slings and swords is shown below:

CATEGORY	SWORD	SWORD SLINGS
Colonels and above, COs, 2IC and adjutant of Foot Guards.	To be trailed by the hilt.	Suspended from the belt worn under the jacket.
H Cav, RAC, RA (including RHA) R SIGNALS, RIFLE Regiments, Brigade of Gurkhas, RLC and RAVC.	Carried in the left-hand.	Suspended from the belt worn under the jacket.
Royal Regiment of Scotland	Carried in the left-hand.	Suspended from the cross belt, but officers carrying colours will wear the Claymore hooked up.
Other regiments and corps	Hooked up.	Suspended from the belt worn under the waist sash, outside the jacket.

## ANNEX A TO SECTION 8 - DETAILS OF ACCOUTREMENTS WORN BY OFFICERS WITH NOS 1 AND 3 DRESS (CEREMONIAL)

Except by officers of the Household Division, and King's Troop RHA (1)

Article	Field Marshals and General Officers	Brigadiers and Colonels	RAC except RTR	Rifle Regiments and Gurkha Regiments and Corps	SCOTS	Remaining Regiments and Corps	Remarks
(a)	(b)	(c)	(d)	(e)	(f)	(g)	(h)
Belts Crossed, buff No 7, black plastic with pouch	--	--	--	1	1	--	Complete with ornaments of approved pattern.
Shoulder belt, RHA and RAVC	-	-	-	-	-	1	RHA and RAVC only.
Sword, No 5 Strap shoulder	1	1	1	1	--	--	Also RA, RE, R R SIGNALS, RLC and RAVC.
Sword, No 6	-	-	-	-	-	1	
<b>Waist Belt</b> buff, No 7	-	-	-	-	1	-	Complete with plate. Also worn in non-ceremonial order.
Waist Belt White plastic	-	-	1	-	-	-	Complete with ornaments of approved pattern.
Gloves	1	1	1	1	1	1	White but Black for RTR, Rifle regiments and RACHD,
<b>Sword Knots</b> , Black, No 2 (plastic) Black, No 3 (leather)	--	--	--	1	--	--	
Gold, No 2 (gold cord and acorn)	-	1	1	-		1	
Gold, No 3 (gold cord and acorn) No 1 (gold and crimson)	1	--	--	--	--	-	
Pouches, shoulder, white plastic	-	-	1	-	-	-	With regimental cap badge.
<b>Sashes</b> , shoulder, crimson	-	-	-	-	1	-	
Sashes, waist Black and gold	-	-	-	-	-	-	Chaplain General
Sash Black	-	-	-	-	-	-	RTR and Chaplains only.

Article	Field Marshals and General Officers	Brigadiers and Colonels	RAC except RTR	Rifle Regiments and Gurkha Regiments and Corps	SCOTS	Remaining Regiments and Corps	Remarks
(a)	(b)	(c)	(d)	(e)	(f)	(g)	(h)
Sash Crimson Gold and crimson	1	1	--	--	--	1	Except as otherwise stated.
Sash Piper green silk	-	-	-	-	-	1	R Irish officers and bandmasters.
<b>Scabbards</b> , swords, officers No 1	1	(b)	-	-	-	-	(b) Brigadiers and colonels may wear sword of former regiment or corps.
No 2	-	-	1	-	-	-	Also RAVC.
No 3	-	-	-	-	-	-	RA and RLC only.
No 4	-	-	-	-	-	1(c)	(c) Except RA and RLC.
No 5	-	-	-	1	-	-	
No 6	-	-	-	-	1	-	Claymore, without knot.
<b>Shoulder cords</b>	1	1	-	1	1	1	See Annex C to this Section for detail.
<b>Sling, sword (sets)</b> No 1 (gold lace)	1	-	-	-	-	-	On crimson leather.
No 2 (gold lace)	-	1	1	-	-	-	On crimson leather
Black plastic	-	-	-	1	-	-	
No 4 (white buff, silver lace with black line)	-	-	-	-	-	-	

#### Notes:

Accoutrements worn by officers of the Household Division and King's Troop RHA are detailed as follows:

Household Division – Part 3 of these Regulations.

King's Troop RHA - Part 4 of these Regulations

**ANNEX B TO SECTION 8 - PATTERNS OF OFFICERS' SWORD SLINGS AND KNOTS WORN WITH NOS 1 AND 3 DRESS (CEREMONIAL)**

<b>USER</b>	<b>SWORD KNOT</b>	<b>SWORD SLINGS</b>
General Officers	Gold and crimson cord	Gold cord on crimson leather.
Brigadiers and colonels	Gold cord, No 2	Gold universal laced on crimson leather.
H Cav	Buff, No 2	Buff straps, No 6.
RHA, QDG, SCOTS DG, LD, RA, RE, R SIGNALS, AAC & RLC	Gold cord, No 2	Gold Universal lace on dark blue leather.
RTR, GGE, QG SIGNALS R SIGNALS, QOGLR, RAMC AND ) AGC(SPS) )	Gold strap and acorn, No 3	Gold universal lace on dark blue leather.
RDG, QRH, RL, KRH, REME and RAVC	Gold cord, No 2	Gold universal lace on crimson leather.
The Guards Division	Gold cord and acorn	Gold lace.
Infantry (except SCOTS & RIFLES), SASC, AGC (Pro), MPSC, AGC(ETS), RADC, INT CORPS and RAPTC	Gold strap and acorn, No 3	Gold universal lace on crimson leather.
RIFLES	Black plastic, No 3	Silver lace with black line.
RGR	Black plastic, No 2	Black plastic.

**ANNEX C TO SECTION 8 - DESCRIPTION OF OFFICERS' SHOULDER  
CORDS WORN ACCORDING TO RANK**

<b>ARTICLE</b>	<b>DESCRIPTION</b>	<b>RANK</b>
<b>Cords, shoulder</b>		
Black, worsted	Rifle Regiments and RGR	Lieutenant Colonel and below.
General officers	Gold, dark blue backed	Major General and above.
Gold, No 1	Dark blue backed, H Cav	Lieutenant Colonel and below.
Gold, No 3	Dark blue backed	Brigadiers.
Gold, No 3A	Dark blue backed	Colonels and officers not otherwise covered.
Gold, No 3B	Blue backed with Royal Cypher	Brigadier.
Gold, No 4	Blue backed	Female officers.
Gold, No 4A	Piper green backed, SCOTS	Lieutenant Colonel and below.
Gold, No 5	Grey backed, piped scarlet QARANC	Brigadier and below.
Silver, No 1	Dark blue backed, SAS , SRR	Lieutenant Colonel and below.
Silver, No 2	Rifle green backed, black line, RIFLES	Lieutenant Colonel and below.
Extensions, screwed buttons	Metal extensions for shoulder strap buttons on jackets No 1 and No 3 Dress	All officers.
Royal Cyphers		See Part 2 of these Regulations