

CAPITA

March 2018

 **TV LICENSING**

Field

Confidential

INDEX

Page	Schedule Title
1	Field Summary
2	Field Position
3	
5	
6	
7	
8	Resource & Commercial Analysis
9	VO Monthly Utilisation by Activity
10	Commercial Visiting Results
12	MDS
13	Visits Analysis
14	TVL Field Performance Visit Results Summary Report
15	TVL Field 'Capita' Enforcement Performance - Visit Results Summary Report
16	
17	NLN
18	Visit Pot Analysis
19	Visits Loaded by Type
20	Visits Made By Type - Enforcement
21	
22	Visits Made By Types - Total
23	Evader Caught Analysis
25	Monthly TVL Field Performance Report - Case Results
26	Withdrawn Cases
27	Court Activity By Month
29	SJP Case Result


Schedule Amendments/Additions:

Additions

Amendments

Field Summary Dashboard

Mar 17	Total 16/17	Apr 17	May 17	Jun 17	Jul 17	Aug 17	Sep 17	Oct 17	Nov 17	Dec 17	Jan 18	Feb 18	Mar 18	Total 17/18
--------	-------------	--------	--------	--------	--------	--------	--------	--------	--------	--------	--------	--------	--------	-------------




Court Activity															
Cases Laid	12,170	165,653	9,019	12,720	14,405	12,915	13,692	12,760	12,865	12,056	7,712	13,661	12,218	11,600	145,623
Cases Heard	13,993	171,453	11,449	10,979	11,696	12,987	13,732	11,829	12,975	12,726	8,898	13,912	10,527	10,959	142,669
Convictions	12,856	155,324	10,730	10,213	10,923	12,192	12,954	11,035	12,080	11,804	8,194	13,066	9,945	10,174	133,310
Fines Imposed	£2,262,877	£26,681,114	£1,762,671	£1,705,128	£1,755,491	£2,180,624	£2,178,413	£1,834,463	£2,007,107	£2,034,855	£1,445,983	£2,423,767	£1,695,863	£1,714,934	£22,739,298
Costs Awarded	£1,406,069	£16,948,669	£1,141,341	£1,102,928	£1,165,335	£1,329,532	£1,411,881	£1,224,551	£1,297,465	£1,267,786	£882,610	£1,434,512	£1,091,572	£1,103,343	£14,452,856


Field Position


April	May	June	July	August	September	October	November	December	January	February	March	YTD	Year End Out Turn Gross	Target (Gross)
-------	-----	------	------	--------	-----------	---------	----------	----------	---------	----------	-------	-----	-------------------------------	-------------------


Field Position


ROI FBM	215	19,667	21,919	22,400	22,584	22,133	21,646	20,846	22,825	15,446	20,199	20,506	20,511	250,682	0
ROI Actual		19,281	22,304	22,327	21,421	22,459	17,176	21,792	23,333	13,035	22,964	19,232	18,435	243,759	
ROI Out Turn		19,281	22,304	22,327	21,421	22,459	17,176	21,792	23,333	13,035	22,964	19,232	18,435	243,759	
Variance															





























TVL Field Performance - Visit Results Summary


			Month						Year To Date					
Result/Outcome Description & Code	Licensable Visits		England	Northern Ireland	Scotland	Wales	Total	%age	England	Northern Ireland	Scotland	Wales	Total	%age
Evader Caught (ROI Taken)	Y	8	15,469	787	998	1,181	18,435	7.7%	207,515	9,057	9,873	17,314	243,759	8.4%
Contact Made Refused to Purchase	Y	9R												
Confirmed No Set		C												
Interviewee Gone Away / Confirmed No Set		2C												
Interviewee Moved Away / Confirmed No Set		1C												
Confirmed Mono Set		A												
Unconfirmed Mono Set		D												
Premise Non Existent		4												
Interviewee Gone Away / Premise Non Existent		24												
Interviewee Moved Away / Premise Non Existent		14												
Business Premise No Set		6												
Interviewee Gone Away / Business Premise No Set		26												
Interviewee Moved Away / Business Premise No Set		16												
Premise Unoccupied		3												
Interviewee Gone Away / Premise Unoccupied		23												
Interviewee Moved Away / Premise Unoccupied		13												
Licence Seen/Held		7												
Interviewee Gone Away / Licence Seen/Held		27												
Interviewee Moved Away / Licence Seen/Held		17												
Licence Seen/Held: Amendment Required		57												
Interviewee Gone Away		2												
Interviewee Moved Away		1												
Confirmed Occupied	Y	9P												
Unable to gain access due to Intercom	Y	9I												
Detection visit Required	Y	9X												
Search Warrant requested	Y	9W												
Not Resolved (TVL43 letter left, etc.)	Y	9												


Year to Date Performance						
Month	Visits Made		Evaders Caught - ROI only		Strike Rate*	
	Month	YTD	Month	YTD	Month	YTD
Mar 17			18,486	256,377		
Apr 17			19,281	19,281		
May 17			22,304	41,585		
Jun 17			22,327	63,912		
Jul 17			21,421	85,333		
Aug 17			22,459	107,792		
Sep 17			17,176	124,968		
Oct 17			21,792	146,760		
Nov 17			23,333	170,093		
Dec 17			13,035	183,128		
Jan 18			22,964	206,092		
Feb 18			19,232	225,324		
Mar 18			18,435	243,759		


TVL Field 'Capita Enforcement' Performance - Visit Results Summary


		Month							Year To Date				
Result/Outcome Description & Code	Licensable Visits	England	Northern Ireland	Scotland	Wales	Total	%	England	Northern Ireland	Scotland	Wales	Total YTD	% YTD
Evader Caught (ROI Taken)	Y 8	15,469	787	998	1,181	18,435	8.3%	207,515	9,057	9,873	17,314	243,759	9.1%
Confirmed No Set													
Interviewee Gone Away / Confirmed No Set													
Interviewee Moved Away / Confirmed No Set													
Confirmed Mono Set													
Unconfirmed Mono Set													
Premise Non Existent													
Interviewee Gone Away / Premise Non Existent													
Interviewee Moved Away / Premise Non Existent													
Business Premise No Set													
Interviewee Gone Away / Business Premise No Set													
Interviewee Moved Away / Business Premise No Set													
Premise Unoccupied													
Interviewee Gone Away / Premise Unoccupied													
Interviewee Moved Away / Premise Unoccupied													
Licence Seen/Held													
Interviewee Gone Away / Licence Seen/Held													
Interviewee Moved Away / Licence Seen/Held													
Licence Seen/Held: Amendment Required													
Interviewee Gone Away													
Interviewee Moved Away													
Confirmed Occupied	Y												
Unable to gain access due to Intercom	Y												
Detection visit Required	Y												
Search Warrant Requested	Y												
Not Resolved (TVL43 letter left, etc.)	Y												

Year to Date Performance							
Month	Visits Made			Evaders Caught ROI only		Strike Rate ROI	
	Month	Quarter	YTD	Month	YTD	Month	YTD
Mar 17				18,486	256,377		
Apr 17				19,281	19,281		
May 17				22,304	41,585		
Jun 17				22,327	63,912		
Jul 17				21,421	85,333		
Aug 17				22,459	107,792		
Sep 17				17,176	124,968		
Oct 17				21,792	146,760		
Nov 17				23,333	170,093		
Dec 17				13,035	183,128		
Jan 18				22,964	206,092		
Feb 18				19,232	225,324		
Mar 18				18,435	243,759		























Monthly TVL Field Performance Report - Case Results

	Region								Total	Total YTD
	England & Wales	England & Wales YTD	Northern Ireland	Northern Ireland YTD	Scotland	Scotland YTD	Islands	Islands YTD		
Court Activity										
Cases Laid	11,243	134,645	78	4,785	279	6,193	0	0	11,600	145,623
Cases Heard	10,050	130,998	318	5,105	591	6,566	0	0	10,959	142,669
Convictions	9,404	123,606	188	3,315	582	6,389	0	0	10,174	133,310
Cases Withdrawn	645	7,384	130	1,790	9	177	0	0	784	9,351
Fines Imposed	£1,647,329	£21,887,138	£18,180	£286,770	£49,425	£565,390	0	£0	£1,714,934	£22,739,298
Costs Awarded	£1,090,522	£14,206,896	£12,821	£245,960	£0	£0	0	£0	£1,103,343	£14,452,856
Costs Received	£1,044,745	£13,240,151	£19,495	£135,754	£0	£0	0	£450	£1,064,239	£13,376,355

Appeals										
Set Aside at MC	5	35	0	0	0	0	0	0	5	35
Received	9	75	0	0	0	0	0	0	9	75
Heard	7	52	0	0	0	0	0	0	7	52
Accepted	2	22	0	0	0	0	0	0	2	22
Rejected	0	19	0	0	0	0	0	0	0	19

Withdrawn Cases

		Mar 17	Total 16/17	Apr 17	May 17	Jun 17	Jul 17	Aug 17	Sep 17	Oct 17	Nov 17	Dec 17	Jan 18	Feb 18	Mar 18	Total 17/18
Definition	Code															
Un-Assigned	(blank)	2	18	0	0	2	1	3	1	0	0	0	1	0	0	8
Absolute Discharge	AD00	0	0	0	0	4	0	0	0	0	1	0	0	0	0	5
Case rejected by PF (Scotland only)	3K	8	119	9	10	14	8	7	12	13	16	4	11	3	9	116
Conditional Discharge	CD06	0	1	0	0	0	0	0	3	0	0	0	0	0	0	3
Conditional Discharge	CD12	0	1	0	0	0	0	1	0	0	0	0	0	0	0	1
Deceased: After Case Laid	2U	1	15	0	0	1	1	2	3	0	3	3	0	0	0	13
Further action: After Conviction	4Q	0	7	0	1	0	2	1	0	0	0	0	0	0	0	4
Gone away: After Case Laid	2H	79	809	42	60	48	54	61	56	75	43	47	71	57	44	658
Inappropriate person: After Case Laid	2B	21	391	14	13	18	16	11	11	15	22	10	8	6	12	156
Lack of evidence: After Case Laid	2A1	11	113	4	9	6	8	6	4	12	5	5	5	5	5	74
Lic already held: After Case Laid	2C	15	162	12	7	8	12	5	12	12	3	8	7	5	12	103
Licence now on file: After Conviction	4R	0	4	0	1	0	0	1	0	1	0	0	1	0	0	4
NIPi (Hardship): After Case Laid	2G3	4	99	1	1	1	3	5	8	2	4	1	5	1	1	33
NIPi (Hostile Circs): After Case Laid	2G4	1	22	0	1	0	1	3	3	0	3	3	2	1	0	17
NIPi: After Case Laid	2G1	32	551	24	22	27	43	45	32	39	38	28	36	31	37	402
No disposal received (Scotland only)	ND	0	2	0	12	4	10	12	8	0	0	0	0	0	0	46
Out of time: > 26 Weeks & Not Laid	1E	0	1	0	0	0	0	0	0	0	0	0	0	0	0	0
PICS Policy: After Case Laid	2D	838	15,130	556	570	581	544	547	562	673	703	531	632	416	582	6,897
PICS Policy: Successful Conviction	4D	0	3	0	0	0	0	0	0	1	0	0	0	0	0	1
Refused by court: Not Laid	1S	0	3	0	0	0	0	0	1	0	0	0	1	1	0	3
Summons not served: After Case Laid	2I	104	1,344	44	38	40	74	58	65	39	67	50	58	47	77	657
Under 18: After Case Laid	2J	0	4	0	1	0	0	0	0	0	0	0	0	0	0	1
VO unavailable: After Case Laid	2L	22	349	12	19	15	13	7	9	13	12	14	6	7	5	132
Statutory Declaration: After Conviction	4T	0	0	0	1	1	3	1	4	0	2	0	1	0	0	13
Lack of evidence: Failed at Court	3A1	0	0	0	0	0	0	0	0	0	0	0	0	0	0	0
NIPi (Age 73+): After Case Laid	2G6	0	2	0	0	1	0	1	0	0	0	0	0	1	0	3
VO under investigation: After Case Laid	2L1	2	9	0	0	0	0	0	0	0	0	0	0	0	0	0
PICS Policy: Failed at Court	3D	0	1	0	0	0	0	0	0	0	0	0	0	0	0	0
NIPi: Failed at Court	3G1	0	0	0	0	0	0	0	0	0	0	0	0	0	0	0
VO unavailable: Failed at Court	3L	0	0	0	0	0	0	0	0	0	0	0	0	0	0	0
Grand Total		1,140	19,160	718	766	771	793	777	794	895	922	704	845	581	784	9,350

Analysis of Court Activity by Month/Cumulative

Month

	Apr 14	May 14	Jun 14	Jul 14	Aug 14	Sep 14	Oct 14	Nov 14	Dec 14	Jan 15	Feb 15	Mar 15
Cases Laid	15,718	16,853	19,018	16,400	14,459	16,070	17,692	12,658	14,891	17,403	20,618	15,570
Cases Heard	14,429	14,665	16,166	16,717	15,410	18,761	17,367	18,744	17,706	17,971	16,445	17,911
Convictions	12,641	12,765	14,124	14,584	13,187	16,182	15,048	16,305	15,150	15,445	13,939	15,273
Cases Withdrawn	1,787	1,899	2,035	2,132	2,221	2,576	2,318	2,438	2,548	2,523	2,503	2,636
Fines Imposed	£2,074,192	£2,046,431	£2,289,471	£2,375,761	£2,121,481	£2,756,181	£2,560,925	£2,601,004	£2,534,826	£2,579,127	£2,280,092	£2,450,322
Costs Awarded	£1,317,047	£1,328,252	£1,478,512	£1,523,165	£1,407,675	£1,762,232	£1,675,092	£1,804,358	£1,683,034	£1,702,908	£1,558,617	£1,667,544
Costs Received	£891,149	£895,077	£873,869	£837,647	£1,042,415	£848,193	£936,507	£1,135,239	£984,990	£1,061,688	£1,256,752	£1,771,943

	Apr 15	May 15	Jun 15	Jul 15	Aug 15	Sep 15	Oct 15	Nov 15	Dec 15	Jan 16	Feb 16	Mar 16
Cases Laid	14,999	17,929	19,384	18,456	14,903	18,137	15,908	16,295	13,048	18,906	14,111	13,880
Cases Heard	17,092	14,908	16,801	17,061	16,104	18,653	17,485	17,229	15,133	16,827	16,928	17,575
Convictions	14,849	13,004	14,757	15,121	13,920	16,045	15,225	15,028	13,127	14,584	14,671	15,224
Cases Withdrawn	2,240	1,902	2,039	1,938	2,182	2,607	2,257	2,195	2,005	2,240	2,255	2,384
Fines Imposed	£2,400,918	£2,141,133	£2,517,524	£2,463,835	£2,181,058	£2,647,084	£2,677,684	£2,637,926	£2,316,474	£2,674,918	£2,599,481	£2,619,520
Costs Awarded	£1,622,277	£1,409,011	£1,628,218	£1,645,861	£1,496,944	£1,725,434	£1,649,864	£1,584,790	£1,385,710	£1,558,715	£1,575,877	£1,636,099
Costs Received	£704,990	£1,272,016	£1,175,294	£1,424,531	£1,286,592	£1,231,934	£1,428,319	£1,327,573	£1,341,205	£1,251,085	£1,306,704	£1,364,711

	Apr 16	May 16	Jun 16	Jul 16	Aug 16	Sep 16	Oct 16	Nov 16	Dec 16	Jan 17	Feb 17	Mar 17
Cases Laid	16,552	16,004	14,920	14,129	13,095	14,745	12,958	13,375	9,920	14,933	12,995	12,282
Cases Heard	15,107	15,188	17,124	14,124	14,196	14,926	14,230	14,386	11,433	13,992	12,763	14,112
Convictions	12,903	13,073	15,315	12,395	12,463	13,254	12,659	12,775	10,308	12,791	11,517	10,363
Cases Withdrawn	2,204	2,111	1,807	1,729	1,712	1,671	1,570	1,609	1,125	1,201	1,245	1,202
Fines Imposed	£2,323,315	£2,361,464	£2,831,062	£2,213,192	£2,197,114	£2,324,627	£2,271,455	£2,231,814	£1,797,635	£2,181,305	£1,687,380	£1,903,603
Costs Awarded	£1,422,808	£1,449,927	£1,683,266	£1,365,876	£1,386,446	£1,469,509	£1,453,076	£1,430,075	£1,158,834	£1,460,057	£1,264,431	£1,096,019
Costs Received	£1,366,141	£1,252,714	£1,345,413	£1,429,327	£1,280,099	£1,550,845	£1,169,178	£1,301,325	£1,196,980	£1,129,673	£1,330,193	£1,159,655

	Apr 17	May 17	Jun 17	Jul 17	Aug 17	Sep 17	Oct 17	Nov 17	Dec 17	Jan 18	Feb 18	Mar 18
Cases Laid	9,019	12,720	14,405	12,915	13,692	12,760	12,865	12,056	7,712	13,661	12,218	11,600
Cases Heard	11,449	10,979	11,696	12,987	13,732	11,829	12,975	12,726	8,898	13,912	10,527	10,959
Convictions	10,730	10,213	10,923	12,192	12,954	11,035	12,080	11,804	8,194	13,066	9,945	10,174
Cases Withdrawn	717	765	773	£795	£777	£793	£895	£922	£704	£845	£581	£784
Fines Imposed	£1,762,671	£1,705,128	£1,755,491	£2,180,624	£2,178,413	£1,834,463	£2,007,107	£2,034,855	£1,445,983	£2,423,767	£1,695,863	£1,714,934
Costs Awarded	£1,141,341	£1,102,928	£1,165,335	£1,329,532	£1,411,881	£1,224,551	£1,297,465	£1,267,786	£882,610	£1,434,512	£1,091,572	£1,103,343
Costs Received	£1,208,613	£1,090,712	£901,459	£1,046,970	£1,414,976	£1,152,197	£856,460	£1,236,805	£958,909	£1,120,740	£1,324,275	£1,064,239

Analysis of Court Activity by Month/Cumulative

Cumulative

	Apr 14	May 14	Jun 14	Jul 14	Aug 14	Sep 14	Oct 14	Nov 14	Dec 14	Jan 15	Feb 15	Mar 15
Cases Laid	15,718	32,571	51,589	67,989	82,448	98,518	116,210	128,868	143,759	161,162	181,780	197,350
Cases Heard	14,429	29,094	45,260	61,977	77,387	96,148	113,515	132,259	149,965	167,936	184,381	202,292
Convictions	12,641	25,406	39,530	54,114	67,301	83,483	98,531	114,836	129,986	145,431	159,370	174,643
Cases Withdrawn	1,787	3,686	5,721	7,853	10,074	12,650	14,968	17,406	19,954	22,477	24,980	27,616
Fines Imposed	£2,074,192	£4,120,623	£6,410,093	£8,785,854	£10,907,335	£13,663,516	£16,224,441	£18,825,445	£21,360,270	£23,939,397	£26,219,488	£28,669,810
Costs Awarded	£1,317,047	£2,645,299	£4,123,811	£5,646,976	£7,054,652	£8,816,883	£10,491,975	£12,296,333	£13,979,367	£15,682,274	£17,240,891	£18,908,436
Costs Received	£891,149	£1,786,226	£2,660,096	£3,497,742	£4,540,157	£5,388,350	£6,324,857	£7,460,096	£8,445,086	£9,506,774	£10,763,525	£12,535,468

	Apr 15	May 15	Jun 15	Jul 15	Aug 15	Sep 15	Oct 15	Nov 15	Dec 15	Jan 16	Feb 16	Mar 16
Cases Laid	14,999	32,928	52,312	70,768	85,671	103,808	119,716	136,011	149,059	167,965	182,076	195,956
Cases Heard	17,092	32,000	48,801	65,862	81,966	100,619	118,104	135,333	150,466	167,293	184,221	201,796
Convictions	14,849	27,853	42,610	57,731	71,651	87,696	102,921	117,949	131,076	145,660	160,331	175,555
Cases Withdrawn	2,240	4,142	6,181	8,119	10,301	12,908	15,165	17,360	19,365	21,605	23,860	26,244
Fines Imposed	£2,400,918	£4,542,051	£7,059,575	£9,523,410	£11,704,468	£14,351,552	£17,029,236	£19,667,162	£21,983,636	£24,658,554	£27,258,035	£29,877,555
Costs Awarded	£1,622,277	£3,031,288	£4,659,505	£6,305,366	£7,802,310	£9,527,744	£11,177,609	£12,762,399	£14,148,109	£15,706,824	£17,282,701	£18,918,800
Costs Received	£704,990	£1,977,006	£3,152,300	£4,576,831	£5,863,423	£7,095,357	£8,523,676	£9,851,249	£11,192,454	£12,443,538	£13,750,243	£15,114,953

	Apr 16	May 16	Jun 16	Jul 16	Aug 16	Sep 16	Oct 16	Nov 16	Dec 16	Jan 17	Feb 17	Mar 17
Cases Laid	16,552	32,556	47,476	61,605	74,700	89,445	102,403	115,778	125,701	141,279	154,902	167,220
Cases Heard	15,107	30,295	47,418	61,542	75,738	90,664	104,894	119,280	130,721	144,729	157,482	171,379
Convictions	12,903	25,976	41,290	53,685	66,148	79,402	92,061	104,836	115,153	127,958	139,467	152,296
Cases Withdrawn	2,204	4,315	6,122	7,851	9,563	11,234	12,804	14,413	15,537	16,740	17,984	19,050
Fines Imposed	£2,323,315	£4,684,779	£7,515,631	£9,728,823	£11,925,937	£14,250,564	£16,522,019	£18,753,833	£20,552,898	£22,736,650	£24,423,625	£26,680,031
Costs Awarded	£1,422,808	£2,872,735	£4,555,761	£5,921,637	£7,308,083	£8,777,591	£10,230,668	£11,660,743	£12,819,877	£14,281,535	£15,546,060	£16,948,174
Costs Received	£1,365,426	£2,617,650	£3,962,467	£5,391,794	£6,671,893	£8,222,442	£9,391,621	£10,692,946	£11,889,926	£13,019,598	£14,349,792	£15,509,447

	Apr 17	May 17	Jun 17	Jul 17	Aug 17	Sep 17	Oct 17	Nov 17	Dec 17	Jan 18	Feb 18	Mar 18
Cases Laid	9,019	21,739	36,144	49,059	62,751	75,511	88,376	100,432	108,144	121,805	134,023	145,623
Cases Heard	11,449	22,428	34,124	47,111	60,843	72,672	85,647	98,373	107,271	121,183	131,710	142,669
Convictions	10,730	20,943	31,866	44,058	57,012	68,047	80,127	91,931	100,125	113,191	123,136	133,310
Cases Withdrawn	717	1,482	2,255	3,050	£3,827	£4,620	£5,515	£6,437	£7,141	£7,986	£8,567	£9,351
Fines Imposed	£1,762,671	£3,467,799	£5,223,290	£7,403,914	£9,582,327	£11,416,789	£13,423,896	£15,458,751	£16,904,734	£19,328,501	£21,024,364	£22,739,298
Costs Awarded	£1,141,341	£2,244,269	£3,409,604	£4,739,136	£6,151,017	£7,375,568	£8,673,033	£9,940,819	£10,823,429	£12,257,941	£13,349,513	£14,452,856
Costs Received	£1,208,613	£2,299,325	£3,200,783	£4,247,753	£5,662,729	£6,814,927	£7,671,387	8,908,192	9,867,101	10,987,840	12,312,116	13,376,355

Monthly TVL Field Performance Report - SJP Case Results

	London		Midlands		North East		North West		South East		South West		Wales		England & Wales Total	
	March	YTD Total	March	YTD Total	March	YTD Total	March	YTD Total	March	YTD Total	March	YTD Total	March	YTD Total	March	YTD Total
Base Line 16/17																
Cases Laid	993	16,065	2,167	29,577	3,396	39,711	1,455	26,849	1,312	18,968	800	11,589	875	10,608	10,998	153,367
Cases Heard	1,405	17,887	2,634	30,652	2,854	41,067	2,608	28,755	1,510	20,508	1,054	12,283	691	11,222	12,756	162,374
Convictions	1,233	14,746	2,441	27,245	2,721	38,257	2,418	26,031	1,383	18,004	999	11,122	666	10,351	11,861	145,756
Cases Withdrawn	172	3,104	193	3,325	133	2,787	190	2,704	127	2,441	55	1,153	37	881	907	16,395
Fines Imposed	£286,189	£3,111,735	£496,666	£5,544,623	£532,231	£6,501,540	£317,227	£3,667,260	£273,601	£4,046,716	£194,661	£2,446,850	£78,971	£1,260,485	£2,179,546	£26,579,209
Costs Awarded	£145,675	£1,706,709	£274,097	£3,047,271	£314,565	£4,434,880	£291,090	£3,073,559	£166,010	£2,334,651	£110,345	£1,250,355	£80,181	£1,243,652	£1,381,963	£17,091,078
AD	0	9	1	3	0	6	7	19	1	5	0	2	0	0	9	44
CD	5	43	0	9	3	15	0	12	13	27	1	6	0	5	22	117
Adjourned	44	913	25	592	52	476	25	911	54	1281	12	325	7	209	219	4707
Not Guilty	48	397	35	417	63	572	27	551	33	394	14	198	3	113	223	2642
NG Officer Required	6	98	10	75	19	214	4	121	10	108	1	25	2	30	52	671
Video Link	0	0	0	0	0	0	0	0	0	0	0	0	0	1	0	0
Case Activity 17/18																
Cases Laid	1,081	13,194	1,838	25,480	2,760	32,687	2,221	25,881	1,812	17,614	647	9,695	876	9,773	11,235	134,324
Cases Heard	1,181	13,144	1,713	25,554	2,237	31,284	2,182	25,065	1,509	16,954	535	9,449	668	9,328	10,025	130,778
Convictions	1,060	11,839	1,609	24,103	2,132	30,023	2,074	23,904	1,399	15,723	496	8,959	624	8,906	9,394	123,457
Cases Withdrawn	121	1,305	104	1,448	105	1,259	107	1,158	110	1,231	39	490	44	422	630	7,313
Fines Imposed	£249,335	£2,601,433	£319,089	£4,840,860	£417,291	£5,622,408	£251,759	£2,985,647	£217,790	£2,987,486	£121,293	£1,812,027	£69,552	£1,013,988	£1,646,109	£21,863,849
Costs Awarded	£124,942	£1,367,229	£174,418	£2,716,843	£243,995	£3,431,592	£249,970	£2,841,449	£163,697	£1,846,787	£57,310	£929,091	£74,640	£1,051,835	£1,088,972	£14,184,826
AD	1	3	0	1	0	5	0	19	3	23	0	3	1	1	5	55
CD	0	43	0	11	0	12	3	32	10	167	1	23	0	0	14	288
Adjourned	60	430	10	203	24	251	37	339	39	358	9	33	16	67	195	1681
Not Guilty	65	631	29	457	37	396	35	408	25	375	20	83	8	98	219	2448
NG Officer Required	4	76	2	57	5	99	10	68	2	58	3	11	1	23	27	392
Video Link	0	0	0	5	0	0	0	0	0	1	0	0	0	2	0	8
Variance																
Cases Laid	8.9%	-17.9%	-15.2%	-13.9%	-18.7%	-17.7%	52.6%	-3.6%	38.1%	-7.1%	-19.1%	-16.3%	0.1%	-7.9%	2.2%	-12%
Cases Heard	-15.9%	-26.5%	-35.0%	-16.6%	-21.6%	-23.8%	-16.3%	-12.8%	-0.1%	-17.3%	-49.2%	-23.1%	-3.3%	-16.9%	-21.4%	-19%
Convictions	-14.0%	-19.7%	-34.1%	-11.5%	-21.6%	-21.5%	-14.2%	-8.2%	1.2%	-12.7%	-50.4%	-19.4%	-6.3%	-14.0%	-20.8%	-15%
Cases Withdrawn	-29.7%	-58.0%	-46.1%	-56.5%	-21.1%	-54.8%	-43.7%	-57.2%	-13.4%	-49.6%	-29.1%	-57.5%	18.9%	-52.1%	-30.5%	-55%
Fines Imposed	-12.9%	-16.4%	-35.8%	-12.7%	-21.6%	-13.5%	-20.6%	-18.6%	-20.4%	-26.2%	-37.7%	-25.9%	-11.9%	-19.6%	-24.5%	-18%
Costs Awarded	-14.2%	-19.9%	-36.4%	-10.8%	-22.4%	-22.6%	-14.1%	-7.6%	-1.4%	-20.9%	-48.1%	-25.7%	-6.9%	-15.4%	-21.2%	-17%
AD	0.0%	-66.7%	0.0%	-66.7%	0.0%	-16.7%	0.0%	0.0%	200.0%	360.0%	0.0%	50.0%	0.0%	0.0%	-44.4%	25%
CD	0.0%	0.0%	0.0%	22.2%	0.0%	-20.0%	0.0%	166.7%	-23.1%	518.5%	0.0%	283.3%	0.0%	0.0%	-36.4%	146%
Adjourned	36.4%	-52.9%	-60.0%	-65.7%	-53.8%	-47.3%	48.0%	-62.8%	-27.8%	-72.1%	-25.0%	-89.8%	128.6%	-67.9%	-11.0%	-64%
Not Guilty	35.4%	58.9%	-17.1%	9.6%	-41.3%	-30.8%	29.6%	-26.0%	-24.2%	-4.8%	42.9%	-58.1%	166.7%	-13.3%	-1.8%	-7%
NG Officer Required	-33.3%	-22.4%	-80.0%	-24.0%	-73.7%	-53.7%	150.0%	-43.8%	-80.0%	-46.3%	200.0%	-56.0%	-50.0%	-23.3%	-48.1%	-42%
Video Link	0.0%	0.0%	0.0%	0.0%	0.0%	0.0%	0.0%	0.0%	0.0%	0.0%	0.0%	0.0%	0.0%	100.0%	0.0%	0%