



Your ref

Our ref 2013/2014 End of year statement

Date June 2014

Dental Services

MR PJ SHAH
Dental Surgery
37 Brecknock Road
LONDON
N7 0BT

1 St Annes Road
Eastbourne
East Sussex
BN21 3UN

Telephone: 0300 330 1348

Fax: 01323 433222

e-mail: nhsbsa.dentalservices@nhs.net

Website: www.nhsbsa.nhs.uk/dentalservices.aspx

03588

Dear Contractor

2013/2014 End of year statement of activity for contract 952966/0001

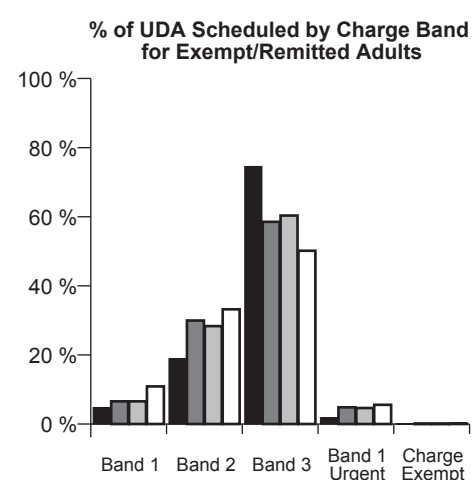
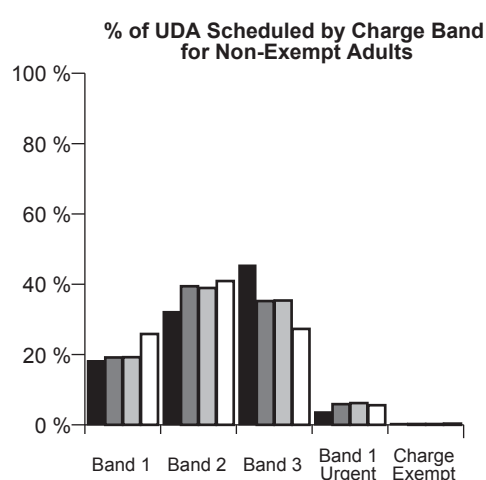
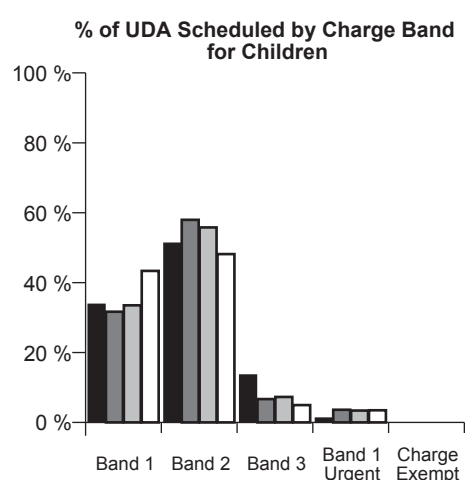
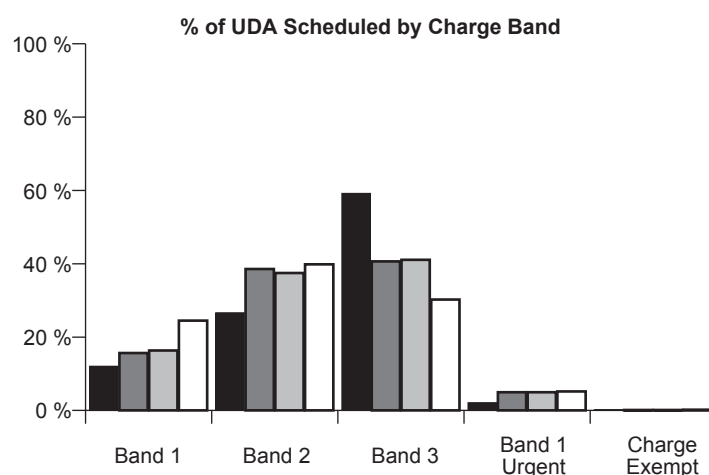
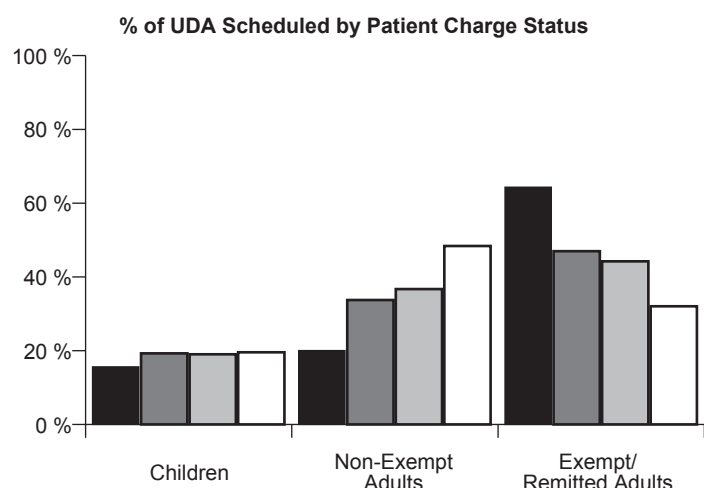
The following pages are your 2013/2014 end of year statement of activity. Please read the guidance, it contains answers to common queries that you may have about the end of year statement and the source of the data reported. The guidance can be found on the dental portal or on the website at www.nhsbsa.nhs.uk/DentalServices/1142.aspx. Should you have any further queries, please contact Dental Data via the NHS Dental Services help desk on 0300 330 1348 or email nhsbsa.ds dentaldata@nhs.net. For general and Payments Online queries contact our helpdesk on 0300 330 1348 or email nhsbsa.dentalservices@nhs.net.

Yours sincerely
Information Services



INVESTOR IN PEOPLE

Supporting the NHS, supplying the NHS, protecting the NHS
NHS Dental Services is a service provided by the NHS Business Services Authority



Analysis of Treatment Categories

	952966/0001	Q61	Region	England
% of UDA from Incomplete Treatment	6.6 %	4.3 %	4.2 %	2.9 %
% of UDA from Free Repair / Replacement	0.3 %	0.7 %	0.9 %	1.5 %
% of UDA from Late Submitted FP17s	1.0 %	2.1 %	2.0 %	1.7 %
% of UDA from Continuation Treatments	0.9 %	1.5 %	1.6 %	2.4 %
% of UDA from Treatments on Referral	0.0 %	0.9 %	0.9 %	0.5 %

Orthodontic Assessment Analysis

	952966/0001	Q61	Region	England
% of Assess and Accept / Start Treatment FP17s	53.6 %	28.2 %	27.5 %	30.2 %
% of Assess and Review FP17s	27.5 %	29.2 %	32.8 %	31.9 %
% of Assess and Refuse FP17s	18.8 %	10.2 %	11.8 %	9.2 %



Q61 - North East London

Region - London commissioning region

Contract Summary

Name or company name	MR PJ SHAH		
Contract type name	GDS Contract	Contracted general activity (UDA)	30,393.00
Purpose of contract	General	General activity scheduled (UDA)	30,470.20
Number of performers	7	VDP general activity (UDA)	0.00
		Carried forward general activity (UDA)	44.00
Contract start date	01/04/2006	Adjusted scheduled activity (UDA)	30,426.20
Contract end date		Balance of activity (UDA)	33.20 CR
		Contracted general activity scheduled %	100.11 %
Patients treated (general)	6,599		
Patients treated (orthodontic)	138	Contracted orthodontic activity (UOA)	1,614.00
		Orthodontic activity scheduled (UOA)	1,632.00
		VDP orthodontic activity (UOA)	0.00
		Carried forward orthodontic activity (UOA)	24.00
		Adjusted scheduled activity (UOA)	1,608.00
		Balance of activity (UOA)	6.00 DR
		Contracted orthodontic activity scheduled %	99.63 %

General Activity**Breakdown of Activity**

	Number of FP17s	FP17s (%)	UDA	UDA (%)	Patient charges calculated (2)	Number of patients treated (1)
Band 1 Activity	3,663	43.4 %	3,662.00	12.0 %	£20,035.50	3,168
Band 2 Activity	2,704	32.0 %	8,109.00	26.6 %	£31,574.28	2,395
Band 3 Activity	1,502	17.8 %	18,024.00	59.2 %	£46,868.78	1,397
Band 1 Urgent Activity	532	6.3 %	637.20	2.1 %	£3,419.50	496
Charge Exempt Activity	38	0.5 %	38.00	0.1 %	£0.00	34
Non Banded FP17s	0	0.0 %	0.00	0.0 %	£0.00	0
Total for contract	8,439	100.0 %	30,470.20	100.0 %	£101,898.06	6,599

Breakdown of UDA by Patient Charge Status and Band

	Children		Exempt or remitted adults		Non-exempt adults		Total	
	UDA	UDA (%)	UDA	UDA (%)	UDA	UDA (%)	UDA	UDA (%)
Band 1 Activity	1,611.00	33.8 %	938.00	4.8 %	1,113.00	18.2 %	3,662.00	12.0 %
Band 2 Activity	2,445.00	51.3 %	3,696.00	18.9 %	1,968.00	32.2 %	8,109.00	26.6 %
Band 3 Activity	648.00	13.6 %	14,604.00	74.5 %	2,772.00	45.4 %	18,024.00	59.2 %
Band 1 Urgent Activity	61.20	1.3 %	350.40	1.8 %	225.60	3.7 %	637.20	2.1 %
Charge Exempt Activity	0.00	0.0 %	13.00	0.1 %	25.00	0.4 %	38.00	0.1 %
Total for contract	4,765.20	100.0 %	19,601.40	100.0 %	6,103.60	100.0 %	30,470.20	100.0 %

Analysis of Patients Treated by Patient Age

Patient age range	Number of FP17s	FP17s (%)	UDA	UDA (%)	Number of patients treated (1)
0 to 2	233	2.8 %	245.80	0.8 %	207
3 to 5	376	4.5 %	592.00	1.9 %	319
6 to 12	1,032	12.2 %	1,938.20	6.4 %	782
13 to 17	891	10.6 %	1,989.20	6.5 %	606
18 to 24	621	7.4 %	2,157.00	7.1 %	509
25 to 34	1,475	17.5 %	5,473.80	18.0 %	1,236
35 to 44	1,484	17.6 %	6,580.60	21.6 %	1,205
45 to 54	1,203	14.3 %	5,692.80	18.7 %	964
55 to 64	604	7.2 %	3,218.00	10.6 %	473
65 to 74	352	4.2 %	1,747.60	5.7 %	280
75 or over	168	2.0 %	835.20	2.7 %	129
Total for contract	8,439	100.0 %	30,470.20	100.0 %	6,599

Analysis of Patients Treated by Patient Charge Status

Patient charge status	Number of FP17s	FP17s (%)	UDA	UDA (%)	Number of patients treated (1)
Child	2,532	30.0 %	4,765.20	15.6 %	1,869
Exempt/Remitted Adult	3,694	43.8 %	19,601.40	64.3 %	2,788
Non Exempt Adult	2,213	26.2 %	6,103.60	20.0 %	1,995
Total for contract	8,439	100.0 %	30,470.20	100.0 %	6,599

Analysis of Charge Exempt Items

	Number of FP17s	Number of patients treated (1)
Bridge Repair	0	0
Prescription	0	0
Denture Repair	38	34
Arrest of Bleeding	0	0
Removal of Sutures	0	0

Analysis of Sedations and Domiciliary Visits

	Number of FP17s	Number of patients treated (1)
Sedations	51	44
Domiciliary Visits	0	0

Analysis of Treatment Categories

	Number of FP17s	Number of patients treated (1)	Patients charges calculated (2)	Band 1 UDA	Band 2 UDA	Band 3 UDA	Band 1 urgent UDA	Charge exempt UDA	Total UDA
Incomplete Treatment	480	472	£3,365.00	256.00	309.00	1,452.00	0.00	0.00	2,017.00
Free Repair/Replacement	11	11	£49.00	0.00	18.00	60.00	0.00	0.00	78.00
Late Submitted FP17s (3)	100	103	£1,229.00	40.00	99.00	144.00	13.20	1.00	297.20
Continuation Treatments	59	60	£0.00	5.00	126.00	144.00	0.00	0.00	275.00
Treatments on Referral	0	0	£0.00	0.00	0.00	0.00	0.00	0.00	0.00

Orthodontic Activity**Breakdown of Orthodontic Activity**

	Number of FP17s	FP17s (%)	UOA	UOA (%)	Patients charges calculated (2)	Number of patients treated (1)
Assess and Accept / Start Treatment	74	53.6 %	1,568.00	96.1 %	£0.00	74
Assess and Review	38	27.5 %	38.00	2.3 %	£0.00	38
Assess and Refuse	26	18.8 %	26.00	1.6 %	£0.00	26
Treatment Completed	0	0.0 %	0.00	0.0 %	£0.00	0
Treatment Abandoned	0	0.0 %	0.00	0.0 %	£0.00	0
Treatment Discontinued	0	0.0 %	0.00	0.0 %	£0.00	0
Repairs	0	0.0 %	0.00	0.0 %	£0.00	0
Regulation 11 Appliances	0	0.0 %	0.00	0.0 %	£0.00	0
Total for contract	138	100.0 %	1,632.00	100.0 %	£0.00	138

- (1) The number of patients includes patients for whom a FP17 has been withdrawn or deleted, and so may exceed the number of FP17s. The number of patients treated within each category will not necessarily sum to the total for the contract as the same patient ID may appear in more than one category. Totals for the contract exclude duplicate patient IDs across categories.
- (2) Total patient charge calculated for the contract includes patient charge calculated on withdrawn FP17s. Negative patient charges may be generated when a FP17 is deleted; in these cases any previously calculated patient charges would be credited back to the contract.
- (3) The number of late submitted FP17s excludes FP17s that are withdrawn and therefore may not reconcile with the count on the monthly contract schedules.

General clinical data set		Band 1		Band 2		Band 3		All FP17s		
Item on FP17	Unit	Rate per 100 FP17s	England rate per 100 FP17s	Rate per 100 FP17s	England rate per 100 FP17s	Rate per 100 FP17s	England rate per 100 FP17s	Number	Rate per 100 FP17s	England rate per 100 FP17s
Scale and Polish	FP17s	39.7	39.5	45.5	37.0	51.0	34.7	3,449	40.9	34.6
Fluoride Varnish	FP17s	15.1	10.9	10.7	8.3	0.4	2.6	849	10.1	8.6
Fissure Sealants	Teeth	0.1	0.4	0.2	1.9	0.0	0.1	8	0.1	0.8
	FP17s	0.0	0.2	0.1	0.9	0.0	0.1	3	0.0	0.3
Radiographs	Rads	60.4	25.3	82.6	49.4	150.6	73.7	7,006	83.0	34.8
	FP17s	33.7	13.6	42.7	26.5	67.0	38.9	3,612	42.8	19.3
Endodontic Treatment	Teeth	0.0	0.0	5.9	3.7	25.5	9.5	542	6.4	1.6
	FP17s	0.0	0.0	5.7	3.4	23.4	8.9	504	6.0	1.5
Permanent fillings and sealant restorations	Teeth	0.0	0.1	97.2	112.9	69.8	52.1	3,690	43.7	37.4
	FP17s	0.0	0.1	70.9	75.3	36.4	28.4	2,478	29.4	24.9
Extractions	Teeth	0.0	0.0	22.4	26.7	26.8	36.7	1,020	12.1	10.4
	FP17s	0.0	0.0	18.2	18.7	14.4	16.5	718	8.5	6.9
Crowns	Teeth	0.0	0.0	0.1	0.0	24.3	36.8	368	4.4	2.1
	FP17s	0.0	0.0	0.1	0.0	22.5	34.7	341	4.0	2.0
Acrylic upper dentures	Teeth	0.0	0.1	0.0	0.5	132.9	216.4	1,996	23.7	12.4
	FP17s	0.0	0.0	0.0	0.0	18.3	27.3	275	3.3	1.6
Acrylic lower dentures	Teeth	0.0	0.0	0.0	0.2	84.2	135.9	1,265	15.0	7.7
	FP17s	0.0	0.0	0.0	0.0	11.2	16.2	168	2.0	0.9
Metal upper dentures	Teeth	0.0	0.0	0.0	0.0	0.7	13.8	10	0.1	0.8
	FP17s	0.0	0.0	0.0	0.0	0.1	2.3	2	0.0	0.1
Metal lower dentures	Teeth	0.0	0.0	0.0	0.0	1.4	7.2	21	0.2	0.4
	FP17s	0.0	0.0	0.0	0.0	0.3	1.2	5	0.1	0.1
Veneers	Teeth	0.0	0.0	0.0	0.0	1.7	1.4	25	0.3	0.1
	FP17s	0.0	0.0	0.0	0.0	1.4	1.2	21	0.2	0.1
Inlays	Teeth	0.0	0.0	0.0	0.0	39.8	9.3	598	7.1	0.5
	FP17s	0.0	0.0	0.0	0.0	39.1	9.1	587	7.0	0.5
Bridges	Units	0.0	0.0	0.0	0.0	13.1	8.7	197	2.3	0.5
	FP17s	0.0	0.0	0.0	0.0	5.5	3.8	82	1.0	0.2
Examination	FP17s	98.7	94.7	94.3	79.5	95.1	80.0	7,904	93.7	82.8
Antibiotic items prescribed	FP17s	3.4	0.5	8.2	1.4	9.6	1.5	559	6.6	1.9
Other treatment	FP17s	10.6	6.8	12.8	11.7	12.5	16.9	1,168	13.8	12.8
No clinical data	FP17s	0.0	0.7	0.0	0.4	0.0	0.6	0	0.0	2.0
Best practice prevention offered	FP17s	34.3	44.4	38.7	42.0	39.6	42.0	3,067	36.3	41.9
Patient referred for advanced mandatory services	FP17s	2.3	0.2	2.1	0.7	1.1	0.4	170	2.0	0.4
Patient treated on referral	FP17s	0.0	0.2	0.0	1.1	0.0	0.2	0	0.0	0.4
Free repairs/replacements	FP17s	0.0	0.0	0.2	3.0	0.3	0.8	11	0.1	1.0
Further treatment within two months	FP17s	0.1	1.3	1.6	3.7	0.8	1.4	59	0.7	2.2
Domiciliary visits	FP17s	0.0	0.2	0.0	0.1	0.0	0.6	0	0.0	0.2
Sedation Services	FP17s	0.1	0.0	1.1	1.0	1.3	0.4	51	0.6	0.3
FP17s for contract		3,663		2,704		1,502		8,439		

Figures in *italics* indicate the base number of cases is less than 100.

Average intervals (days) between attendances

Current Charge Band	Previous Charge Band									
	Band 1		Band 2		Band 3		Band 1 Urgent		Charge Exempt Activity	
	Contract	England	Contract	England	Contract	England	Contract	England	Contract	England
Band 1	296	247	296	220	302	222	270	156	133	153
Band 2	282	225	285	204	306	214	197	110	510	152
Band 3	246	208	282	194	277	220	154	100	97	121
Band 1 Urgent	266	167	252	165	239	169	222	141	450	146
Charge Exempt Activity	344	135	269	119	118	152	N/A	95	142	140

Performer Summary

Performer Number	Performer Name	Performer Start Date	Performer End Date	VDP / Non VDP Indicator	Total UDA	Total UOA
276979	MR OA LEGUNSEN	01/04/2006		Non VDP	7,592.60	0.00
405418	MRS KM OREMPULLER	11/09/2013		Non VDP	538.80	0.00
716480	MR NJ AL-BAYAA	21/09/2009		Non VDP	4,136.40	0.00
771724	MISS PN OGBU	09/05/2011		Non VDP	4,354.60	0.00
886238	MISS M RODRIGUES DA SILVA	05/12/2012	28/06/2013	Non VDP	492.40	0.00
952966	MR PJ SHAH	01/04/2006		Non VDP	6,987.40	1,632.00
992666	MRS E DI BERNARDI	01/04/2010		Non VDP	6,368.00	0.00