



Your ref  
Our ref 2010/2011 End of year statement  
Date June 2011

## Dental Services

### Head Office

Compton Place Road  
Eastbourne  
East Sussex  
BN20 8AD

MR PJ SHAH  
Dental Surgery  
37 Brecknock Road  
LONDON

Telephone: 0845 126 8000

Fax: 01323 433222

e-mail: [dentalservices@ppa.nhs.uk](mailto:dentalservices@ppa.nhs.uk)

Website: [www.nhsbsa.nhs.uk/dental](http://www.nhsbsa.nhs.uk/dental)

02112

N7 0BT

Dear Contractor

### **2010/2011 End of year statement of activity for contract 952966/0001**

Please find enclosed a copy of your 2010/2011 end of year statement of activity.

Page 2 of the statement contains graphs of benchmark figures for your Primary Care Organisation, Strategic Health Authority and England.

Please read the enclosed guidance, it contains answers to common queries that you may have about the end of year statement and the source of the data reported.

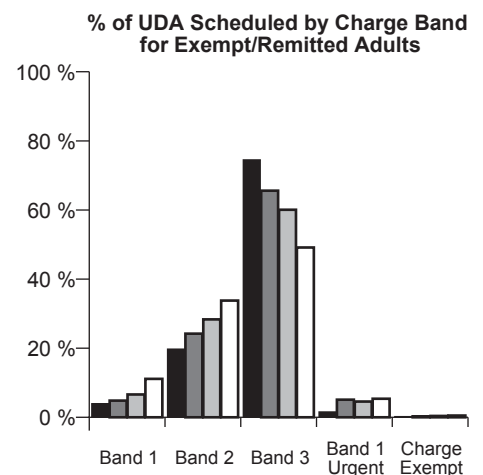
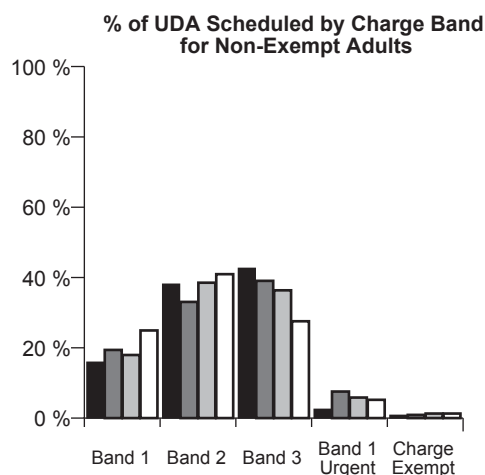
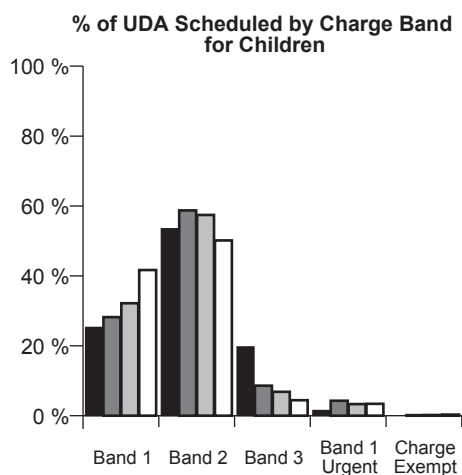
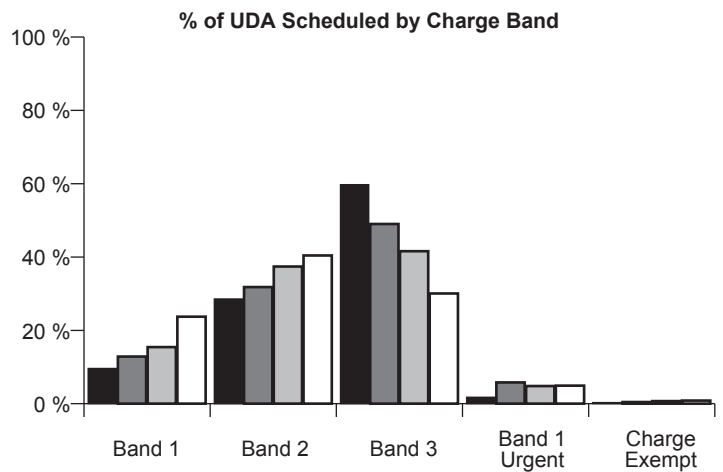
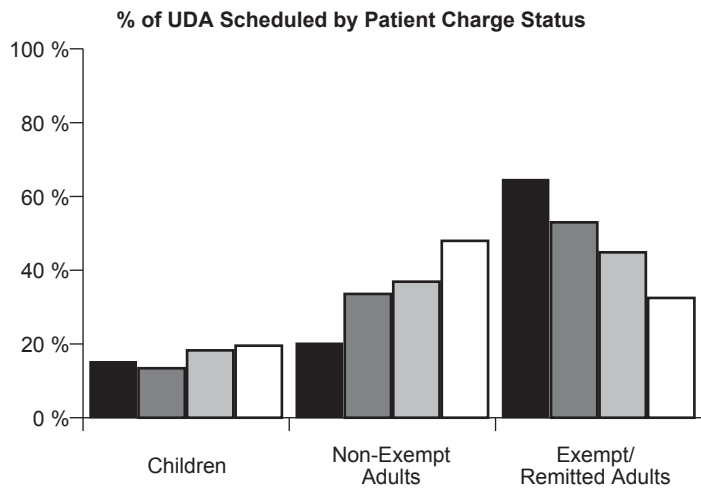
Should you have any further queries, please contact the NHS Dental Services help desk on 0845 126 8000.

Yours sincerely,  
Information Services



INVESTOR IN PEOPLE

**Supporting the NHS, supplying the NHS, protecting the NHS**  
**NHS Dental Services is a service provided by the NHS Business Services Authority**



#### Analysis of Treatment Categories

	952966/0001	5K7	SHA	England
% of UDA from Incomplete Treatment	5.8 %	4.4 %	4.3 %	2.9 %
% of UDA from Free Repair / Replacement	0.1 %	0.6 %	0.9 %	1.4 %
% of UDA from Late Submitted FP17s	0.5 %	1.3 %	1.9 %	1.6 %
% of UDA from Continuation Treatments	1.0 %	1.5 %	1.7 %	2.4 %
% of UDA from Treatments on Referral	0.0 %	0.0 %	0.8 %	0.4 %

#### Orthodontic Assessment Analysis

	952966/0001	5K7	SHA	England
% of Assess and Accept / Start Treatment FP17s	54.1 %	21.4 %	27.3 %	28.4 %
% of Assess and Review FP17s	43.6 %	55.1 %	39.6 %	38.8 %
% of Assess and Refuse FP17s	1.5 %	10.6 %	11.3 %	8.7 %



5K7 - Camden PCT

SHA - London Strategic Health Authority

**Contract Summary**

Name or company name	MR PJ SHAH	Contracted general activity (UDA)	29,693.00
Contract type name	GDS Contract	General activity scheduled (UDA)	30,070.25
Purpose of contract	General	VDP general activity (UDA)	0.00
Number of performers	8	Carried forward general activity (UDA)	606.00
		Adjusted scheduled activity (UDA)	29,464.25
Contract start date	01/04/2006	Balance of activity (UDA)	228.75 DR
Contract end date		Contracted general activity scheduled %	99.23 %
Patients treated (general)	5,713	Contracted orthodontic activity (UOA)	1,614.00
Patients treated (orthodontic)	133	Orthodontic activity scheduled (UOA)	1,612.00
		VDP orthodontic activity (UOA)	0.00
		Carried forward orthodontic activity (UOA)	0.00
		Adjusted scheduled activity (UOA)	1,612.00
		Balance of activity (UOA)	2.00 DR
		Contracted orthodontic activity scheduled %	99.88 %

**General Activity****Breakdown of Activity**

	Number of FP17s	FP17s (%)	UDA	UDA (%)	Patient charges calculated (2)	Number of patients treated (1)
Band 1 Activity	2,896	37.1 %	2,896.00	9.6 %	£16,021.50	2,457
Band 2 Activity	2,864	36.7 %	8,592.00	28.6 %	£33,762.04	2,444
Band 3 Activity	1,497	19.2 %	17,964.00	59.7 %	£41,336.34	1,338
Band 1 Urgent Activity	441	5.7 %	529.20	1.8 %	£2,128.50	417
Charge Exempt Activity	101	1.3 %	89.05	0.3 %	£0.00	97
Non Banded FP17s	0	0.0 %	0.00	0.0 %	£0.00	0
<b>Total for contract</b>	<b>7,799</b>	<b>100.0 %</b>	<b>30,070.25</b>	<b>100.0 %</b>	<b>£93,248.38</b>	<b>5,713</b>

**Breakdown of UDA by Patient Charge Status and Band**

	Children		Exempt or remitted adults		Non-exempt adults		Total	
	UDA	UDA (%)	UDA	UDA (%)	UDA	UDA (%)	UDA	UDA (%)
Band 1 Activity	1,156.00	25.3 %	772.00	4.0 %	968.00	15.9 %	2,896.00	9.6 %
Band 2 Activity	2,445.00	53.5 %	3,831.00	19.7 %	2,316.00	38.1 %	8,592.00	28.6 %
Band 3 Activity	900.00	19.7 %	14,472.00	74.5 %	2,592.00	42.6 %	17,964.00	59.7 %
Band 1 Urgent Activity	68.40	1.5 %	307.20	1.6 %	153.60	2.5 %	529.20	1.8 %
Charge Exempt Activity	0.75	0.0 %	38.00	0.2 %	50.30	0.8 %	89.05	0.3 %
<b>Total for contract</b>	<b>4,570.15</b>	<b>100.0 %</b>	<b>19,420.20</b>	<b>100.0 %</b>	<b>6,079.90</b>	<b>100.0 %</b>	<b>30,070.25</b>	<b>100.0 %</b>

**Analysis of Patients Treated by Patient Age**

Patient age range	Number of FP17s	FP17s (%)	UDA	UDA (%)	Number of patients treated (1)
0 to 2	152	1.9 %	162.60	0.5 %	141
3 to 5	304	3.9 %	486.20	1.6 %	238
6 to 12	910	11.7 %	1,977.55	6.6 %	670
13 to 17	738	9.5 %	1,943.80	6.5 %	490
18 to 24	729	9.3 %	2,586.45	8.6 %	564
25 to 34	1,366	17.5 %	5,289.45	17.6 %	1,096
35 to 44	1,288	16.5 %	6,075.45	20.2 %	974
45 to 54	1,046	13.4 %	5,075.05	16.9 %	762
55 to 64	666	8.5 %	3,293.10	11.0 %	464
65 to 74	362	4.6 %	2,027.95	6.7 %	262
75 or over	238	3.1 %	1,152.65	3.8 %	165
<b>Total for contract</b>	<b>7,799</b>	<b>100.0 %</b>	<b>30,070.25</b>	<b>100.0 %</b>	<b>5,713</b>

**Analysis of Patients Treated by Patient Charge Status**

Patient charge status	Number of FP17s	FP17s (%)	UDA	UDA (%)	Number of patients treated (1)
Child	2,104	27.0 %	4,570.15	15.2 %	1,487
Exempt/Remitted Adult	3,555	45.6 %	19,420.20	64.6 %	2,502
Non Exempt Adult	2,140	27.4 %	6,079.90	20.2 %	1,770
<b>Total for contract</b>	<b>7,799</b>	<b>100.0 %</b>	<b>30,070.25</b>	<b>100.0 %</b>	<b>5,713</b>

**Analysis of Charge Exempt Items**

	Number of FP17s	Number of patients treated (1)
Bridge Repair	4	3
Prescription	51	54
Denture Repair	46	41
Arrest of Bleeding	0	0
Removal of Sutures	0	0

**Analysis of Sedations and Domiciliary Visits**

	Number of FP17s	Number of patients treated (1)
Sedations	56	48
Domiciliary Visits	2	2

**Analysis of Treatment Categories**

	Number of FP17s	Number of patients treated (1)	Patients charges calculated (2)	Band 1 UDA	Band 2 UDA	Band 3 UDA	Band 1 urgent UDA	Charge exempt UDA	Total UDA
Incomplete Treatment	363	354	£2,219.40	174.00	228.00	1,356.00	0.00	0.00	<b>1,758.00</b>
Free Repair/Replacement	8	8	£16.50	0.00	24.00	0.00	0.00	0.00	<b>24.00</b>
Late Submitted FP17s (3)	64	66	£376.50	35.00	51.00	72.00	7.20	0.00	<b>165.20</b>
Continuation Treatments	73	72	£0.00	7.00	162.00	144.00	0.00	0.00	<b>313.00</b>
Treatments on Referral	0	0	£0.00	0.00	0.00	0.00	0.00	0.00	<b>0.00</b>
Regulation 11	0	0	£0.00	0.00	0.00	0.00	0.00	0.00	<b>0.00</b>

**Orthodontic Activity****Breakdown of Orthodontic Activity**

	Number of FP17s	FP17s (%)	UOA	UOA (%)	Patients charges calculated (2)	Number of patients treated (1)
Assess and Accept / Start Treatment	72	54.1 %	1,552.00	96.3 %	£0.00	72
Assess and Review	58	43.6 %	58.00	3.6 %	£0.00	58
Assess and Refuse	2	1.5 %	2.00	0.1 %	£0.00	2
Treatment Completed	1	0.8 %	0.00	0.0 %	£0.00	1
Treatment Abandoned	0	0.0 %	0.00	0.0 %	£0.00	0
Treatment Discontinued	0	0.0 %	0.00	0.0 %	£0.00	0
Repairs	0	0.0 %	0.00	0.0 %	£0.00	0
Regulation 11 Appliances	0	0.0 %	0.00	0.0 %	£0.00	0
<b>Total for contract</b>	<b>133</b>	<b>100.0 %</b>	<b>1,612.00</b>	<b>100.0 %</b>	<b>£0.00</b>	<b>133</b>

- (1) The number of patients includes patients for whom a FP17 has been withdrawn or deleted, and so may exceed the number of FP17s. The number of patients treated within each category will not necessarily sum to the total for the contract as the same patient ID may appear in more than one category. Totals for the PCT exclude duplicate patient IDs across categories.
- (2) Total patient charge calculated for the contract includes patient charge calculated on withdrawn FP17s. Negative patient charges may be generated when a FP17 is deleted: in these cases any previously calculated patient charges would be credited back to the contract.
- (3) The number of late submitted FP17s excludes FP17s that are withdrawn and therefore may not reconcile with the count on the monthly contract schedules.

General clinical data set		Band 1		Band 2		Band 3		All FP17s		
Item on FP17	Unit	Rate per 100 FP17s	England rate per 100 FP17s	Rate per 100 FP17s	England rate per 100 FP17s	Rate per 100 FP17s	England rate per 100 FP17s	Number	Rate per 100 FP17s	England rate per 100 FP17s
Scale and Polish	FP17s	43.8	39.5	44.5	34.9	40.5	32.3	3,148	40.4	33.3
Fluoride Varnish	FP17s	3.0	3.6	10.4	3.0	2.5	1.2	423	5.4	3.0
Fissure Sealants	Teeth	0.1	0.4	0.1	1.9	0.2	0.1	10	0.1	0.8
	FP17s	0.1	0.2	0.1	0.9	0.1	0.1	8	0.1	0.4
Radiographs	Rads	36.5	20.2	43.9	41.2	76.6	62.7	3,606	46.2	28.4
	FP17s	23.2	11.1	27.9	22.7	44.8	34.3	2,275	29.2	16.2
Endodontic Treatment	Teeth	0.0	0.0	5.0	3.7	20.2	8.8	448	5.7	1.6
	FP17s	0.0	0.0	4.9	3.5	19.0	8.2	427	5.5	1.5
Permanent fillings and sealant restorations	Teeth	0.0	0.1	89.7	114.1	53.5	48.7	3,390	43.5	37.8
	FP17s	0.0	0.1	67.0	76.4	29.1	26.8	2,375	30.5	25.3
Extractions	Teeth	0.0	0.0	22.5	25.7	22.1	35.7	1,000	12.8	10.2
	FP17s	0.0	0.0	18.0	18.1	12.5	15.9	726	9.3	6.7
Crowns	Teeth	0.0	0.0	0.0	0.0	20.4	38.1	306	3.9	2.1
	FP17s	0.0	0.0	0.0	0.0	19.6	35.8	294	3.8	2.0
Acrylic upper dentures	Teeth	0.0	0.0	0.0	0.2	147.0	224.2	2,201	28.2	12.6
	FP17s	0.0	0.0	0.0	0.0	17.6	27.4	263	3.4	1.5
Acrylic lower dentures	Teeth	0.0	0.0	0.0	0.1	97.9	147.0	1,465	18.8	8.2
	FP17s	0.0	0.0	0.0	0.0	12.4	16.6	186	2.4	0.9
Metal upper dentures	Teeth	0.0	0.0	0.0	0.0	3.0	14.9	45	0.6	0.8
	FP17s	0.0	0.0	0.0	0.0	0.3	2.5	5	0.1	0.1
Metal lower dentures	Teeth	0.0	0.0	0.0	0.0	2.7	7.8	41	0.5	0.4
	FP17s	0.0	0.0	0.0	0.0	0.5	1.3	8	0.1	0.1
Veneers	Teeth	0.0	0.0	0.0	0.0	4.1	1.7	62	0.8	0.1
	FP17s	0.0	0.0	0.0	0.0	3.4	1.5	51	0.7	0.1
Inlays	Teeth	0.0	0.0	0.0	0.0	40.9	10.1	612	7.8	0.6
	FP17s	0.0	0.0	0.0	0.0	40.3	9.9	604	7.7	0.6
Bridges	Units	0.0	0.0	0.0	0.0	12.0	9.0	179	2.3	0.5
	FP17s	0.0	0.0	0.0	0.0	5.2	3.9	78	1.0	0.2
Examination *	FP17s	98.6	82.3	93.9	62.6	87.0	57.8	7,062	90.6	67.7
Antibiotic items prescribed *	FP17s	1.0	0.2	0.4	0.6	0.5	0.6	97	1.2	0.9
Other treatment *	FP17s	0.1	5.3	0.3	8.9	0.1	11.9	259	3.3	11.6
No clinical data	FP17s	0.4	7.0	0.1	1.2	0.1	1.7	17	0.2	6.5
Patient referred for advanced mandatory services	FP17s	0.2	0.1	0.2	0.4	0.1	0.2	11	0.1	0.2
Patient treated on referral	FP17s	0.0	0.1	0.0	0.8	0.0	0.1	0	0.0	0.3
Free repairs/replacements	FP17s	0.0	0.0	0.3	2.9	0.0	0.8	8	0.1	1.0
Further treatment within two months	FP17s	0.2	1.3	1.9	3.7	0.8	1.4	73	0.9	2.2
Domiciliary visits	FP17s	0.0	0.3	0.1	0.1	0.0	0.7	2	0.0	0.3
Sedation Services	FP17s	0.0	0.0	0.6	1.0	2.5	0.4	56	0.7	0.4
<b>FP17s for contract</b>		<b>2,896</b>		<b>2,864</b>		<b>1,497</b>		<b>7,799</b>		

\* These treatments relate to FP17s with a date of acceptance on or after 1st April 2010. Figures in *italics* indicate the base number of cases is less than 100.

**Average intervals (days) between attendances**

Current Charge Band	Previous Charge Band									
	Band 1		Band 2		Band 3		Band 1 Urgent		Charge Exempt Activity	
	Contract	England	Contract	England	Contract	England	Contract	England	Contract	England
Band 1	250	247	246	221	233	215	305	158	237	155
Band 2	254	224	249	204	220	205	199	110	305	152
Band 3	225	206	257	188	200	207	167	99	128	119
Band 1 Urgent	185	166	183	161	169	158	215	138	N/A	141
Charge Exempt Activity	377	141	273	122	193	142	115	94	307	141

**Performer Summary**

Performer Number	Performer Name	Performer Start Date	Performer End Date	VDP / Non VDP Indicator	Total UDA	Total UOA
213810	MR LC JIN	01/04/2006	11/10/2010	Non VDP	1,639.00	75.00
276979	MR OA LEGUNSEN	01/04/2006		Non VDP	7,324.15	0.00
335401	MISS OA ODUNSI	11/04/2007	23/04/2010	Non VDP	105.20	0.00
687995	MS A AL-BARBANDI	01/04/2006	30/09/2010	Non VDP	1,349.05	0.00
716480	MR NJ AL-BAYAA	21/09/2009		Non VDP	3,669.15	0.00
952966	MR PJ SHAH	01/04/2006		Non VDP	9,923.55	1,537.00
980714	MR MB FURTADO	06/09/2010	13/04/2011	Non VDP	1,282.60	0.00
992666	MRS E DI BERNARDI	01/04/2010		Non VDP	4,777.55	0.00