



Your ref  
Our ref 2008/2009 End of year statement  
Date 25 June 2009

## Dental Services

Compton Place Road  
Eastbourne  
East Sussex  
BN20 8AD

Help desk: 0845 126 8000  
xxxxxxxx@xxx.xxx.xx

Website  
[www.nhsbsa.nhs.uk/dental](http://www.nhsbsa.nhs.uk/dental)

MR PJ SHAH  
Dental Surgery  
37 Brecknock Road  
LONDON

00220

N7 0BT

Dear Contractor

### **2008/2009 End of year statement of activity for contract 952966/0001 (part 2 of 2)**

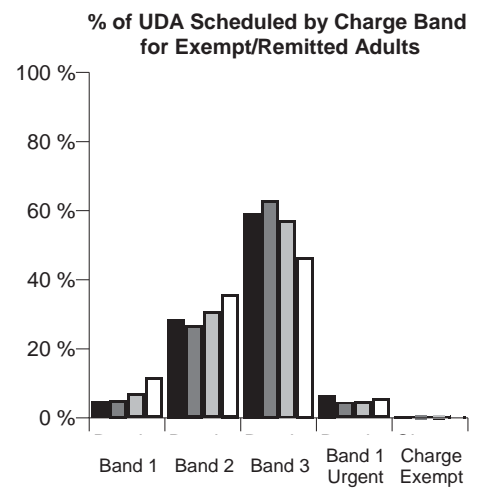
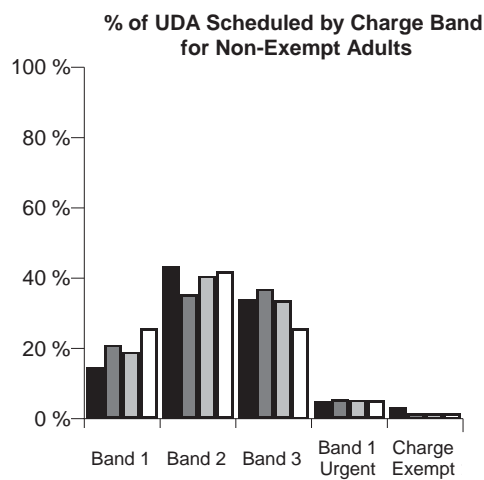
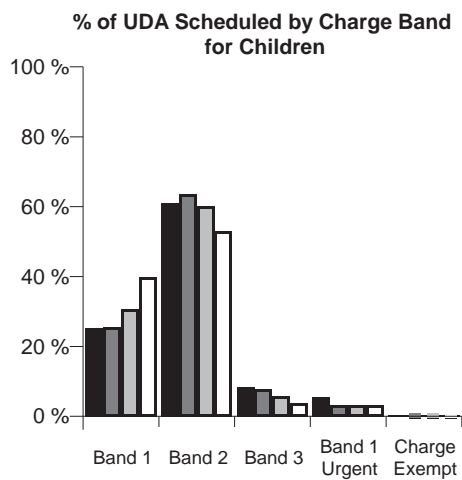
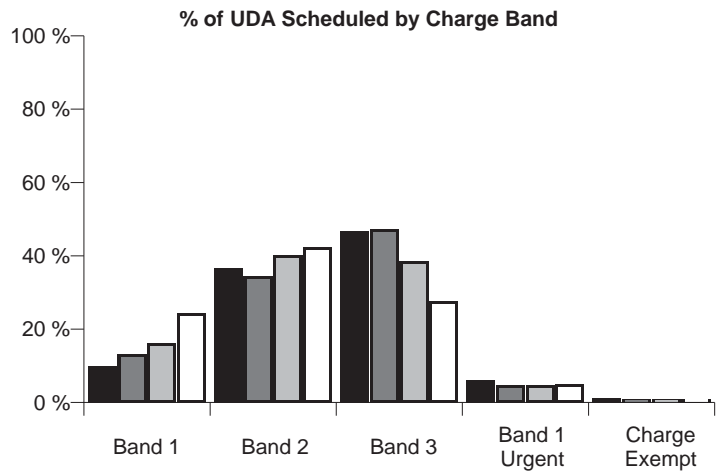
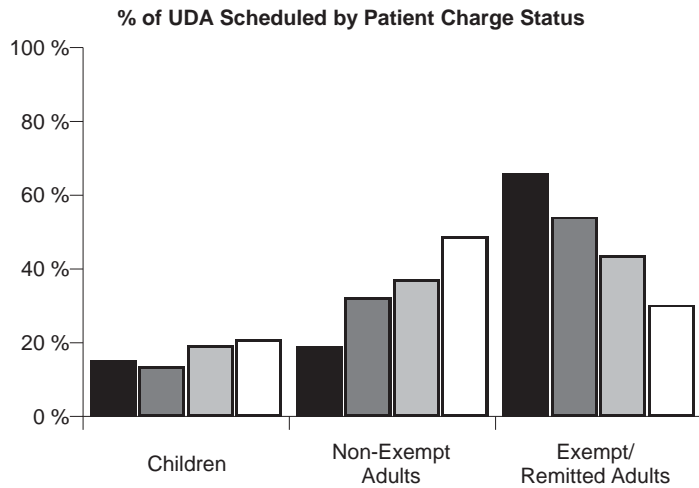
Please find enclosed a copy of your 2008/2009 end of year statement of activity. This statement, in conjunction with the statement of pensionable earnings (sent out in May), forms your Annual Reconciliation Report as described in the GDS and PDS Statement of Financial Entitlements.

Page 2 of the statement contains graphs of benchmark figures for your Primary Care Organisation, Strategic Health Authority and England. Page 5 contains the first published set of annual clinical data information and patient re-attendance data.

Please read the enclosed guidance, it contains answers to common queries that you may have about the end of year statement and the source of the data reported.

Should you have any further queries, please contact the NHS Dental Services help desk on 0845 126 8000.

Yours sincerely,  
Information Services



#### Analysis of Treatment Categories

	952966/0001	5K7	SHA	England
% of UDA from Incomplete Treatment	3.5 %	4.8 %	3.9 %	2.6 %
% of UDA from Free Repair / Replacement	0.0 %	0.7 %	0.9 %	1.5 %
% of UDA from Late Submitted FP17s	1.9 %	5.4 %	4.2 %	3.5 %
% of UDA from Continuation Treatments	4.9 %	1.8 %	2.0 %	2.5 %
% of UDA from Treatments on Referral	0.0 %	0.1 %	0.8 %	0.4 %

#### Orthodontic Assessment Analysis

	952966/0001	5K7	SHA	England
% of Assess and Accept / Start Treatment FP17s	14.5 %	16.8 %	26.3 %	27.2 %
% of Assess and Review FP17s	78.0 %	58.1 %	42.2 %	44.3 %
% of Assess and Refuse FP17s	6.8 %	7.1 %	10.7 %	8.7 %



5K7 - Camden PCT

SHA - London Strategic Health Authority

**Contract Summary**

Name or company name	MR PJ SHAH	Contracted general activity (UDA)	28,000.00
Contract type name	GDS Contract	General activity scheduled (UDA)	28,693.35
Purpose of contract	General	VDP general activity (UDA)	0.00
Number of performers	5	Carried forward general activity (UDA)	0.00
		Adjusted scheduled activity (UDA)	28,693.35
Contract start date	01/04/2006	Balance of activity (UDA)	693.35 CR
Contract end date		Contracted general activity scheduled %	102.48 %
Patients treated (general)	4,979	Contracted orthodontic activity (UOA)	1,614.00
Patients treated (orthodontic)	400	Orthodontic activity scheduled (UOA)	1,650.00
		VDP orthodontic activity (UOA)	0.00
		Carried forward orthodontic activity (UOA)	0.00
		Adjusted scheduled activity (UOA)	1,650.00
		Balance of activity (UOA)	36.00 CR
		Contracted orthodontic activity scheduled %	102.23 %

**General Activity****Breakdown of Activity**

	Number of FP17s	FP17s (%)	UDA	UDA (%)	Patient charges calculated (2)	Number of patients treated (1)
Band 1 Activity	2,818	30.6 %	2,818.00	9.8 %	£12,020.10	2,110
Band 2 Activity	3,480	37.8 %	10,440.00	36.4 %	£31,028.02	2,665
Band 3 Activity	1,117	12.1 %	13,404.00	46.7 %	£27,147.40	906
Band 1 Urgent Activity	1,451	15.7 %	1,741.20	6.1 %	£3,612.60	1,162
Charge Exempt Activity	348	3.8 %	290.15	1.0 %	£0.00	288
Non Banded FP17s	0	0.0 %	0.00	0.0 %	£0.00	0
<b>Total for contract</b>	<b>9,214</b>	<b>100.0 %</b>	<b>28,693.35</b>	<b>100.0 %</b>	<b>£73,808.12</b>	<b>4,979</b>

**Breakdown of UDA by Patient Charge Status and Band**

	Children		Exempt or remitted adults		Non-exempt adults		Total	
	UDA	UDA (%)	UDA	UDA (%)	UDA	UDA (%)	UDA	UDA (%)
Band 1 Activity	1,100.00	25.1 %	924.00	4.9 %	794.00	14.6 %	2,818.00	9.8 %
Band 2 Activity	2,676.00	61.0 %	5,400.00	28.6 %	2,364.00	43.5 %	10,440.00	36.4 %
Band 3 Activity	360.00	8.2 %	11,196.00	59.3 %	1,848.00	34.0 %	13,404.00	46.7 %
Band 1 Urgent Activity	238.80	5.4 %	1,239.60	6.6 %	262.80	4.8 %	1,741.20	6.1 %
Charge Exempt Activity	10.15	0.2 %	108.40	0.6 %	171.60	3.2 %	290.15	1.0 %
<b>Total for contract</b>	<b>4,384.95</b>	<b>100.0 %</b>	<b>18,868.00</b>	<b>100.0 %</b>	<b>5,440.40</b>	<b>100.0 %</b>	<b>28,693.35</b>	<b>100.0 %</b>

**Analysis of Patients Treated by Patient Age**

Patient age range	Number of FP17s	FP17s (%)	UDA	UDA (%)	Number of patients treated (1)
0 to 2	76	0.8 %	80.60	0.3 %	68
3 to 5	274	3.0 %	439.55	1.5 %	195
6 to 12	1,072	11.6 %	2,153.60	7.5 %	628
13 to 17	811	8.8 %	1,711.20	6.0 %	398
18 to 24	837	9.1 %	2,205.35	7.7 %	524
25 to 34	1,485	16.1 %	4,652.60	16.2 %	920
35 to 44	1,592	17.3 %	5,423.30	18.9 %	876
45 to 54	1,243	13.5 %	4,800.05	16.7 %	661
55 to 64	884	9.6 %	3,662.40	12.8 %	421
65 to 74	597	6.5 %	2,209.15	7.7 %	269
75 or over	343	3.7 %	1,355.55	4.7 %	157
<b>Total for contract</b>	<b>9,214</b>	<b>100.0 %</b>	<b>28,693.35</b>	<b>100.0 %</b>	<b>4,979</b>

**Analysis of Patients Treated by Patient Charge Status**

Patient charge status	Number of FP17s	FP17s (%)	UDA	UDA (%)	Number of patients treated (1)
Child	2,233	24.2 %	4,384.95	15.3 %	1,243
Exempt / Remitted Adult	4,817	52.3 %	18,868.00	65.8 %	2,358
Non Exempt Adult	2,164	23.5 %	5,440.40	19.0 %	1,447
<b>Total for contract</b>	<b>9,214</b>	<b>100.0 %</b>	<b>28,693.35</b>	<b>100.0 %</b>	<b>4,979</b>

**Analysis of Charge Exempt Items**

	Number of FP17s	Number of patients treated (1)
Bridge Repair	3	2
Prescription	237	207
Denture Repair	76	61
Arrest of Bleeding	4	4
Removal of Sutures	28	28

**Analysis of Sedations and Domiciliary Visits**

	Number of FP17s	Number of patients treated (1)
Sedations	86	65
Domiciliary Visits	6	6

**Analysis of Treatment Categories**

	Number of FP17s	Number of patients treated (1)	Patients charges calculated (2)	Band 1 UDA	Band 2 UDA	Band 3 UDA	Band 1 urgent UDA	Charge exempt UDA	Total UDA
Incomplete Treatment	215	205	£897.20	84.00	213.00	720.00	0.00	0.00	<b>1,017.00</b>
Free Repair/Replacement	1	1	£0.00	0.00	3.00	0.00	0.00	0.00	<b>3.00</b>
Late Submitted FP17s	185	186	£1,715.00	71.00	153.00	276.00	38.40	7.00	<b>545.40</b>
Continuation Treatments	414	375	£0.00	127.00	720.00	564.00	0.00	0.00	<b>1,411.00</b>
Treatments on Referral	0	0	£0.00	0.00	0.00	0.00	0.00	0.00	<b>0.00</b>
Regulation 11	0	0	£0.00	0.00	0.00	0.00	0.00	0.00	<b>0.00</b>

**Orthodontic Activity****Breakdown of Orthodontic Activity**

	Number of FP17s	FP17s (%)	UOA	UOA (%)	Patients charges calculated (2)	Number of patients treated (1)
Assess and Accept / Start Treatment	62	14.5 %	1,288.00	78.1 %	£0.00	62
Assess and Review	333	78.0 %	333.00	20.2 %	£0.00	320
Assess and Refuse	29	6.8 %	29.00	1.8 %	£0.00	29
Treatment Completed	2	0.5 %	0.00	0.0 %	£0.00	2
Treatment Abandoned	1	0.2 %	0.00	0.0 %	£0.00	1
Treatment Discontinued	0	0.0 %	0.00	0.0 %	£0.00	0
Repairs	0	0.0 %	0.00	0.0 %	£0.00	0
Regulation 11 Appliances	0	0.0 %	0.00	0.0 %	£0.00	0
<b>Total for contract</b>	<b>427</b>	<b>100.0 %</b>	<b>1,650.00</b>	<b>100.0 %</b>	<b>£0.00</b>	<b>400</b>

- (1) The number of patients includes patients for whom a FP17 has been withdrawn or deleted, and so may exceed the number of FP17s. The number of patients treated within each category will not necessarily sum to the total for the contract as the same patient ID may appear in more than one category. Totals for the PCT exclude duplicate patient IDs across categories.
- (2) Total patient charge calculated for the contract includes patient charge calculated on withdrawn FP17s. Negative patient charges may be generated when a FP17 is deleted: in these cases any previously calculated patient charges would be credited back to the contract.

General clinical data set		Band 1		Band 2		Band 3		All FP17s		
Item on FP17	Unit	Rate per 100 FP17s	England rate per 100 FP17s	Rate per 100 FP17s	England rate per 100 FP17s	Rate per 100 FP17s	England rate per 100 FP17s	Number	Rate per 100 FP17s	England rate per 100 FP17s
Scale and Polish	FP17s	51.0	38.7	34.0	31.7	21.7	28.7	2,846	31.1	31.8
Fluoride Varnish	FP17s	0.0	1.3	0.3	1.2	0.1	0.5	12	0.1	1.2
Fissure Sealants	Teeth	0.0	0.3	0.1	1.9	0.0	0.1	3	0.0	0.7
	FP17s	0.0	0.1	0.1	0.9	0.0	0.1	3	0.0	0.4
Radiographs	Rads	18.8	16.9	35.7	32.5	51.2	50.7	3,006	32.8	22.8
	FP17s	13.8	9.4	26.2	18.4	34.7	28.7	2,236	24.4	13.2
Endodontic Treatment	Teeth	0.0	0.0	6.9	3.3	15.0	7.8	416	4.5	1.4
	FP17s	0.0	0.0	6.8	3.2	14.5	7.3	407	4.4	1.3
Permanent fillings and sealant restorations	Teeth	0.2	0.2	89.7	108.2	22.1	39.8	3,405	37.2	35.3
	FP17s	0.1	0.1	68.1	74.1	16.1	22.7	2,587	28.3	24.1
Extractions	Teeth	0.0	0.1	29.4	23.7	21.1	31.4	1,267	13.8	9.0
	FP17s	0.0	0.0	24.2	16.9	12.8	14.4	998	10.9	6.2
Crowns	Teeth	0.0	0.0	0.0	0.0	27.8	38.3	303	3.3	1.8
	FP17s	0.0	0.0	0.0	0.0	26.7	36.0	291	3.2	1.7
Acrylic upper dentures	Teeth	0.0	0.1	0.0	0.2	179.3	219.5	1,938	21.2	10.3
	FP17s	0.0	0.0	0.0	0.0	21.3	26.8	230	2.5	1.3
Acrylic lower dentures	Teeth	0.0	0.0	0.0	0.1	114.4	146.2	1,237	13.5	6.8
	FP17s	0.0	0.0	0.0	0.0	12.3	16.2	133	1.5	0.8
Metal upper dentures	Teeth	0.0	0.0	0.0	0.0	6.5	13.1	70	0.8	0.6
	FP17s	0.0	0.0	0.0	0.0	0.9	2.1	10	0.1	0.1
Metal lower dentures	Teeth	0.0	0.0	0.0	0.0	1.9	6.5	20	0.2	0.3
	FP17s	0.0	0.0	0.0	0.0	0.3	1.0	3	0.0	0.0
Veneers	Teeth	0.0	0.0	0.0	0.0	4.9	2.0	53	0.6	0.1
	FP17s	0.0	0.0	0.0	0.0	4.2	1.7	45	0.5	0.1
Inlays	Teeth	0.0	0.0	0.0	0.0	25.1	9.6	271	3.0	0.4
	FP17s	0.0	0.0	0.0	0.0	25.1	9.3	271	3.0	0.4
Bridges	Units	0.0	0.0	0.0	0.0	19.4	9.0	210	2.3	0.4
	FP17s	0.0	0.0	0.0	0.0	7.4	3.8	80	0.9	0.2
No clinical data	FP17s	40.8	55.1	1.3	7.8	2.2	8.3	2,393	26.1	41.4
Patient referred for advanced mandatory services	FP17s	0.1	0.1	0.1	0.3	0.0	0.1	5	0.1	0.2
Patient treated on referral	FP17s	0.0	0.1	0.0	0.7	0.0	0.1	0	0.0	0.3
Free repairs/replacements	FP17s	0.0	0.0	0.0	3.0	0.0	0.8	1	0.0	1.0
Further treatment within two months	FP17s	4.5	1.4	6.9	3.8	4.1	1.6	410	4.5	2.3
Domiciliary visits	FP17s	0.0	0.3	0.1	0.1	0.2	0.8	5	0.1	0.2
Sedation Services	FP17s	0.1	0.0	2.0	1.0	1.2	0.5	85	0.9	0.3
<b>FP17s for contract *</b>		<b>2,807</b>		<b>3,468</b>		<b>1,081</b>		<b>9,154</b>		

\* The above table relates to FP17s with a date of acceptance on or after 1st April 2008. Figures in *italics* indicate the base number of cases is less than 100.

### Average intervals (days) between attendances

Current Charge Band	Previous Charge Band									
	Band 1		Band 2		Band 3		Band 1 Urgent		Charge Exempt Activity	
	Contract	England	Contract	England	Contract	England	Contract	England	Contract	England
Band 1	211	247	212	219	176	211	106	156	116	156
Band 2	219	224	198	201	215	200	82	108	208	150
Band 3	190	202	157	183	184	198	47	94	82	119
Band 1 Urgent	201	167	171	162	127	156	138	137	145	140
Charge Exempt Activity	221	144	98	121	150	141	104	94	131	141

**Performer Summary**

Performer Number	Performer Name	Performer Start Date	Performer End Date	VDP / Non VDP Indicator	Total UDA	Total UOA
213810	MR LC JIN	01/04/2006		Non VDP	3,389.75	149.00
276979	MR OA LEGUNSEN	01/04/2006		Non VDP	7,724.10	0.00
335401	MISS OA ODUNSI	11/04/2007		Non VDP	1,560.50	0.00
687995	MS A AL-BARBANDI	01/04/2006		Non VDP	6,972.45	0.00
952966	MR PJ SHAH	01/04/2006		Non VDP	9,046.55	1,501.00