

Your ref
Our ref 2017/2018 End of year statement
Date June 2018

Dental Services

P J DENTAL SURGERY
DENTAL SURGERY
37 BRECKNOCK ROAD
LONDON
N7 0BT

1 St Annes Road
Eastbourne
East Sussex
BN21 3UN

Telephone: 0300 330 1348

Fax: 01323 433222

e-mail: nhsbsa.dentalservices@nhsbsa.nhs.uk

Website: www.nhsbsa.nhs.uk/dentalservices.aspx

00184

Dear Contractor

2017/2018 End of year statement of activity for contract 190799/0001

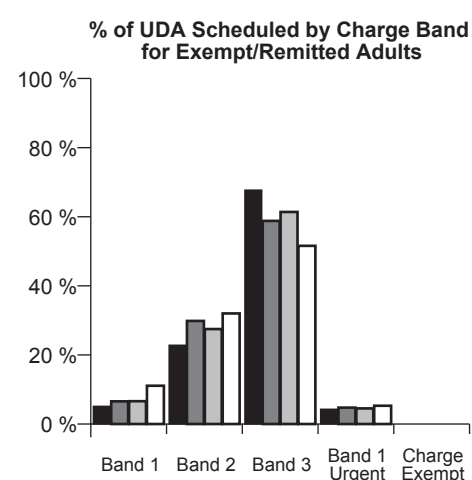
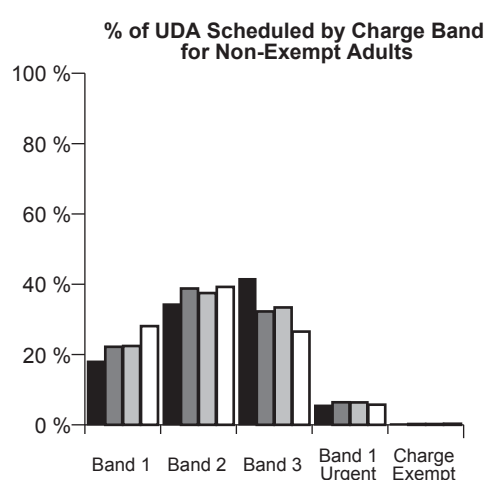
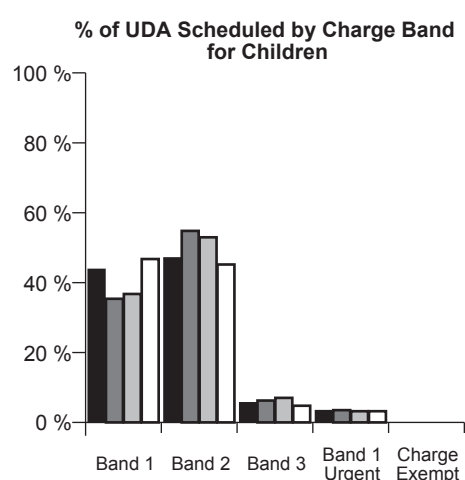
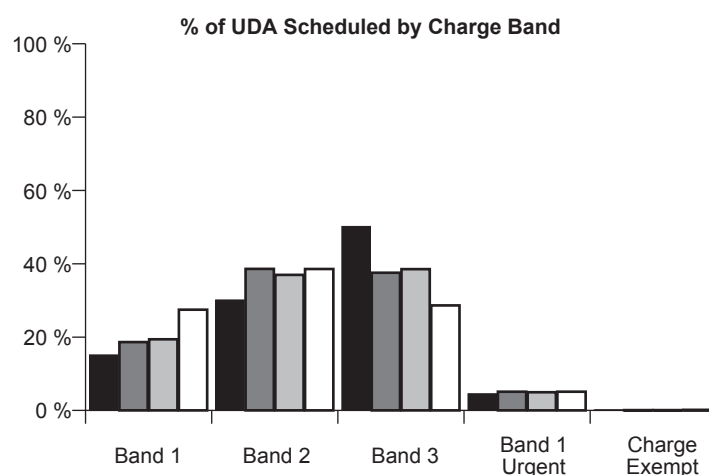
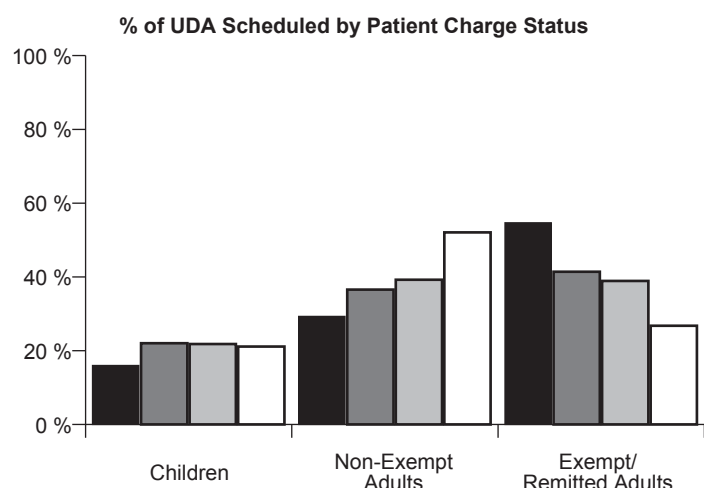
The following pages are your 2017/2018 end of year statement of activity. Please read the guidance, it contains answers to common queries that you may have about the end of year statement and the source of the data reported. The guidance can be found on the website at <https://www.nhsbsa.nhs.uk/contract-and-performance-management/information-and-reports/reports> Should you have any further queries, please contact Report Production via the NHS Dental Services help desk on 0300 330 1348 or email nhsbsa.dentalinsight@nhsbsa.nhs.net. For all other queries contact our helpdesk on 0300 330 1348 or email nhsbsa.dentalservices@nhsbsa.nhs.uk.

Yours sincerely
Information Services



INVESTOR IN PEOPLE

Supporting the NHS, supplying the NHS, protecting the NHS
NHS Dental Services is a service provided by the NHS Business Services Authority



Analysis of Treatment Categories

	190799/0001	Q61	Region	England
% of UDA from Incomplete Treatment	6.8 %	4.4 %	4.3 %	3.0 %
% of UDA from Free Repair / Replacement	0.2 %	0.7 %	0.8 %	1.2 %
% of UDA from Late Submitted FP17s	0.0 %	0.1 %	0.0 %	0.1 %
% of UDA from Continuation Treatments	0.9 %	0.9 %	0.9 %	1.3 %
% of UDA from Treatments on Referral	0.0 %	1.2 %	0.9 %	0.6 %

Orthodontic Assessment Analysis

	190799/0001	Q61	Region	England
% of Assess and Accept / Start Treatment FP17s	73.1 %	37.6 %	39.1 %	39.3 %
% of Assess and Review FP17s	22.1 %	16.5 %	16.7 %	18.8 %
% of Assess and Refuse FP17s	4.8 %	10.2 %	8.9 %	7.3 %



Q61 - North East London

Region - London commissioning region

Contract Summary

Name or company name	P J Dental Surgery		
Contract type name	GDS Contract	Contracted general activity (UDA)	29,693.00
Purpose of contract	General and Orthodontic	General activity scheduled (UDA)	29,160.40
Number of performers	11	VDP general activity (UDA)	0.00
		Carried forward general activity (UDA)	-136.00
Contract start date	01/02/2015	Adjusted scheduled activity (UDA)	29,296.40
Contract end date		Balance of activity (UDA)	396.60 DR
		Contracted general activity scheduled %	98.66 %
Patients treated (general)	7,446		
Patients treated (orthodontic)	102	Contracted orthodontic activity (UOA)	1,614.00
		Orthodontic activity scheduled (UOA)	1,632.00
		VDP orthodontic activity (UOA)	0.00
		Carried forward orthodontic activity (UOA)	15.00
		Adjusted scheduled activity (UOA)	1,617.00
		Balance of activity (UOA)	3.00 CR
		Contracted orthodontic activity scheduled %	100.19 %

General Activity**Breakdown of Activity**

	Number of FP17s	FP17s (%)	UDA	UDA (%)	Patient charges calculated (2)	Number of patients treated (1)
Band 1 Activity	4,428	45.6 %	4,407.00	15.1 %	£32,045.22	3,813
Band 2 Activity	2,933	30.2 %	8,766.00	30.1 %	£53,384.67	2,615
Band 3 Activity	1,219	12.5 %	14,604.00	50.1 %	£70,799.33	1,136
Band 1 Urgent Activity	1,105	11.4 %	1,322.40	4.5 %	£8,269.42	1,019
Charge Exempt Activity	27	0.3 %	25.00	0.1 %	£0.00	25
Non Banded FP17s	3	0.0 %	36.00	0.1 %	£216.50	1
Total for contract	9,715	100.0 %	29,160.40	100.0 %	£164,715.14	7,446

Breakdown of UDA by Patient Charge Status and Band

	Children		Exempt or remitted adults		Non-exempt adults		Total	
	UDA	UDA (%)	UDA	UDA (%)	UDA	UDA (%)	UDA	UDA (%)
Band 1 Activity	2,044.00	43.8 %	820.00	5.1 %	1,543.00	18.0 %	4,407.00	15.1 %
Band 2 Activity	2,196.00	47.1 %	3,642.00	22.8 %	2,928.00	34.2 %	8,766.00	30.1 %
Band 3 Activity	264.00	5.7 %	10,800.00	67.7 %	3,540.00	41.4 %	14,604.00	50.1 %
Band 1 Urgent Activity	159.60	3.4 %	685.20	4.3 %	477.60	5.6 %	1,322.40	4.5 %
Charge Exempt Activity	0.00	0.0 %	0.00	0.0 %	25.00	0.3 %	25.00	0.1 %
Total for contract	4,663.60	100.0 %	15,947.20	100.0 %	8,549.60	100.0 %	29,160.40	100.0 %

Analysis of Patients Treated by Patient Age

Patient age range	Number of FP17s	FP17s (%)	UDA	UDA (%)	Number of patients treated (1)
0 to 2	256	2.6 %	266.60	0.9 %	226
3 to 5	463	4.8 %	640.20	2.2 %	378
6 to 12	1,299	13.4 %	2,194.20	7.5 %	971
13 to 17	922	9.5 %	1,562.60	5.4 %	606
18 to 24	733	7.5 %	1,872.80	6.4 %	613
25 to 34	1,729	17.8 %	5,013.60	17.2 %	1,471
35 to 44	1,561	16.1 %	5,530.80	19.0 %	1,252
45 to 54	1,288	13.3 %	5,463.20	18.7 %	992
55 to 64	781	8.0 %	3,482.40	11.9 %	574
65 to 74	424	4.4 %	1,913.60	6.6 %	307
75 or over	259	2.7 %	1,220.40	4.2 %	184
Total for contract	9,715	100.0 %	29,160.40	100.0 %	7,446

Analysis of Patients Treated by Patient Charge Status

Patient charge status	Number of FP17s	FP17s (%)	UDA	UDA (%)	Number of patients treated (1)
Child	2,940	30.3 %	4,663.60	16.0 %	2,122
Exempt/Remitted Adult	3,516	36.2 %	15,947.20	54.7 %	2,616
Non Exempt Adult	3,259	33.5 %	8,549.60	29.3 %	2,790
Total for contract	9,715	100.0 %	29,160.40	100.0 %	7,446

Analysis of Charge Exempt Items

	Number of FP17s	Number of patients treated (1)
Bridge Repair	0	0
Prescription	1	1
Denture Repair	23	21
Arrest of Bleeding	0	0
Removal of Sutures	3	3

Analysis of Sedations and Domiciliary Visits

	Number of FP17s	Number of patients treated (1)
Sedations	25	25
Domiciliary Visits	0	0

Analysis of Treatment Categories

	Number of FP17s	Number of patients treated (1)	Patients charges calculated (2)	Band 1 UDA	Band 2 UDA	Band 3 UDA	Band 1 urgent UDA	Charge exempt UDA	Total UDA
Incomplete Treatment	571	554	£6,248.52	343.00	366.00	1,272.00	0.00	0.00	1,981.00
Free Repair/Replacement	18	16	£61.80	0.00	48.00	12.00	0.00	0.00	60.00
Late Submitted FP17s (3)	40	41	£569.90	1.00	3.00	0.00	0.00	0.00	4.00
Continuation Treatments	81	76	£0.00	18.00	174.00	60.00	0.00	0.00	252.00
Treatments on Referral	0	0	£0.00	0.00	0.00	0.00	0.00	0.00	0.00

Orthodontic Activity**Breakdown of Orthodontic Activity**

	Number of FP17s	FP17s (%)	UOA	UOA (%)	Patients charges calculated (2)	Number of patients treated (1)
Assess and Accept / Start Treatment	76	73.1 %	1,604.00	98.3 %	£0.00	76
Assess and Review	23	22.1 %	23.00	1.4 %	£0.00	23
Assess and Refuse	5	4.8 %	5.00	0.3 %	£0.00	5
Treatment Completed	0	0.0 %	0.00	0.0 %	£0.00	0
Treatment Abandoned	0	0.0 %	0.00	0.0 %	£0.00	0
Treatment Discontinued	0	0.0 %	0.00	0.0 %	£0.00	0
Repairs	0	0.0 %	0.00	0.0 %	£0.00	0
Regulation 11 Appliances	0	0.0 %	0.00	0.0 %	£0.00	0
Total for contract	104	100.0 %	1,632.00	100.0 %	£0.00	102

- (1) The number of patients includes patients for whom a FP17 has been withdrawn or deleted, and so may exceed the number of FP17s. The number of patients treated within each category will not necessarily sum to the total for the contract as the same patient ID may appear in more than one category. Totals for the contract exclude duplicate patient IDs across categories.
- (2) Total patient charge calculated for the contract includes patient charge calculated on withdrawn FP17s. Negative patient charges may be generated when a FP17 is deleted; in these cases any previously calculated patient charges would be credited back to the contract.
- (3) The number of late submitted FP17s excludes FP17s that are withdrawn and therefore may not reconcile with the count on the monthly contract schedules.

General clinical data set		Band 1		Band 2		Band 3		All FP17s		
Item on FP17	Unit	Rate per 100 FP17s	England rate per 100 FP17s	Rate per 100 FP17s	England rate per 100 FP17s	Rate per 100 FP17s	England rate per 100 FP17s	Number	Rate per 100 FP17s	England rate per 100 FP17s
Scale and Polish	FP17s	29.0	37.6	41.9	39.8	35.3	37.7	2,944	30.3	34.8
Fluoride Varnish	FP17s	6.7	19.7	5.9	14.7	0.0	3.2	468	4.8	15.7
Fissure Sealants	Teeth	0.0	0.6	0.2	3.4	0.0	0.4	6	0.1	1.3
	FP17s	0.0	0.3	0.1	1.7	0.0	0.2	3	0.0	0.6
Radiographs	Rads	81.2	33.7	98.1	62.5	160.0	92.4	8,990	92.5	43.8
	FP17s	41.8	17.6	52.2	32.2	73.7	46.5	4,758	49.0	23.5
Endodontic Treatment	Teeth	0.0	0.0	4.1	3.2	20.5	10.0	369	3.8	1.4
	FP17s	0.0	0.0	3.9	2.9	19.5	9.1	353	3.6	1.3
Permanent fillings and sealant restorations	Teeth	0.0	0.1	83.2	111.2	58.3	54.2	3,216	33.1	34.2
	FP17s	0.0	0.1	58.0	73.4	33.4	29.4	2,174	22.4	22.6
Extractions	Teeth	0.0	0.1	24.9	26.5	31.0	39.3	1,127	11.6	9.8
	FP17s	0.0	0.1	19.2	18.7	15.5	17.4	770	7.9	6.5
Crowns	Teeth	0.0	0.0	0.0	0.0	33.5	37.7	408	4.2	1.9
	FP17s	0.0	0.0	0.0	0.0	32.6	35.3	397	4.1	1.8
Acrylic upper dentures	Teeth	0.0	0.0	0.0	0.6	160.8	207.9	1,994	20.5	10.8
	FP17s	0.0	0.0	0.0	0.1	21.9	27.0	270	2.8	1.4
Acrylic lower dentures	Teeth	0.0	0.0	0.0	0.2	102.0	128.7	1,243	12.8	6.6
	FP17s	0.0	0.0	0.0	0.0	14.1	16.3	172	1.8	0.8
Metal upper dentures	Teeth	0.0	0.0	0.0	0.0	0.0	14.0	0	0.0	0.7
	FP17s	0.0	0.0	0.0	0.0	0.0	2.4	0	0.0	0.1
Metal lower dentures	Teeth	0.0	0.0	0.0	0.0	0.0	7.7	0	0.0	0.4
	FP17s	0.0	0.0	0.0	0.0	0.0	1.3	0	0.0	0.1
Veneers	Teeth	0.0	0.0	0.0	0.0	1.1	1.0	14	0.1	0.1
	FP17s	0.0	0.0	0.0	0.0	1.0	0.9	12	0.1	0.0
Inlays	Teeth	0.0	0.0	0.0	0.0	25.3	5.9	310	3.2	0.3
	FP17s	0.0	0.0	0.0	0.0	24.5	5.7	300	3.1	0.3
Bridges	Units	0.0	0.0	0.0	0.0	7.2	7.9	88	0.9	0.4
	FP17s	0.0	0.0	0.0	0.0	3.3	3.6	40	0.4	0.2
Examination	FP17s	99.6	97.7	96.5	90.2	95.6	91.7	9,292	95.6	89.4
Antibiotic items prescribed	FP17s	1.8	0.3	5.1	1.1	5.6	1.2	456	4.7	1.5
Other treatment	FP17s	26.7	12.6	31.0	19.3	39.0	29.2	2,924	30.1	19.6
No clinical data	FP17s	0.0	0.2	0.0	0.2	0.0	0.2	0	0.0	1.1
Best practice prevention offered	FP17s	42.1	62.2	48.8	60.5	43.1	60.7	4,448	45.8	59.7
Patient referred for advanced mandatory services	FP17s	0.0	0.2	0.1	0.5	0.0	0.4	4	0.0	0.3
Patient treated on referral	FP17s	0.0	0.1	0.0	1.4	0.0	0.2	0	0.0	0.5
Free repairs/replacements	FP17s	0.0	0.0	0.5	2.7	0.2	0.7	18	0.2	0.8
Further treatment within two months	FP17s	0.4	0.6	2.0	2.4	0.4	0.8	81	0.8	1.0
Domiciliary visits	FP17s	0.0	0.2	0.0	0.1	0.0	0.4	0	0.0	0.2
Sedation Services	FP17s	0.0	0.0	0.5	1.1	0.6	0.3	25	0.3	0.3
FP17s for contract		4,428		2,933		1,219		9,715		

Figures in *italics* indicate the base number of cases is less than 100.

Average intervals (days) between attendances

Current Charge Band	Previous Charge Band									
	Band 1		Band 2		Band 3		Band 1 Urgent		Charge Exempt Activity	
	Contract	England	Contract	England	Contract	England	Contract	England	Contract	England
Band 1	311	249	298	226	327	235	229	160	163	158
Band 2	288	230	279	213	291	225	180	121	305	156
Band 3	252	218	279	206	294	239	141	109	236	124
Band 1 Urgent	229	171	229	178	248	189	208	157	287	154
Charge Exempt Activity	19	139	122	127	222	162	199	107	310	143

Performer Summary

Performer Number	Performer Name	Performer Start Date	Performer End Date	VDP / Non VDP Indicator	Total UDA	Total UOA
101179	Mrs A GARHA	31/05/2016	30/11/2017	Non VDP	1,990.60	0.00
276979	Mr OA LEGUNSEN	01/02/2015		Non VDP	5,789.00	0.00
416096	Miss MP KARNAD	18/09/2017		Non VDP	1,648.80	0.00
598380	Mr NP MAROO	01/02/2015		Non VDP	5,643.00	0.00
609676	Miss AI MARTINS MOTA	01/04/2017		Non VDP	34.00	499.00
712841	Mr PJ DUTRA RIBEIRO	07/11/2016		Non VDP	2,557.80	0.00
716480	Mr NJ AL-BAYAA	01/02/2015		Non VDP	3,400.60	0.00
790559	Miss M GHEZEL	10/10/2017		Non VDP	1,645.20	0.00
879169	Miss NP SHAH	01/11/2015		Non VDP	1.20	0.00
952966	Mr PJ SHAH	20/06/2017	18/06/2017	Non VDP	3,533.60	1,133.00
992666	Mrs E DI BERNARDI	01/02/2015		Non VDP	2,916.60	0.00