

Your ref
Our ref 2015/2016 End of year statement
Date June 2016

Dental Services

P J Dental Surgery
Dental Surgery
37 Brecknock Road
LONDON

1 St Annes Road
Eastbourne
East Sussex
BN21 3UN

Telephone: 0300 330 1348

Fax: 01323 433222

e-mail: nhsbsa.dentalservices@nhsbsa.nhs.uk

Website: www.nhsbsa.nhs.uk/dentalservices.aspx

N7 0BT

00786

Dear Contractor

2015/2016 End of year statement of activity for contract 190799/0001

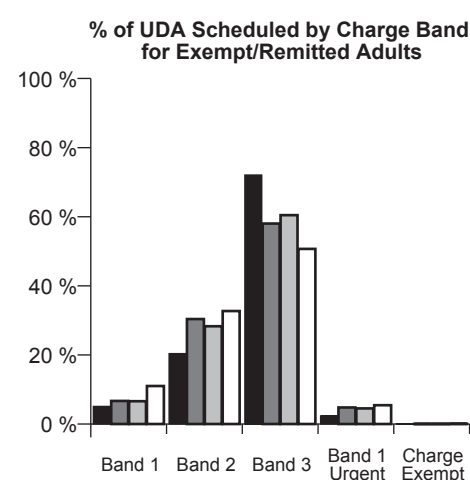
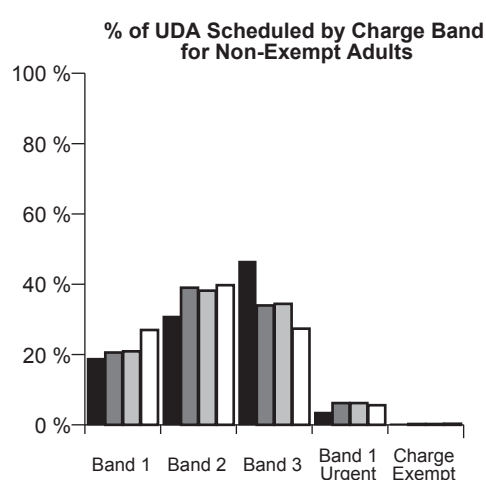
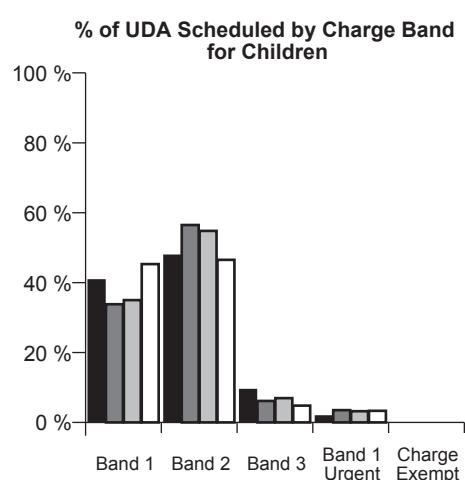
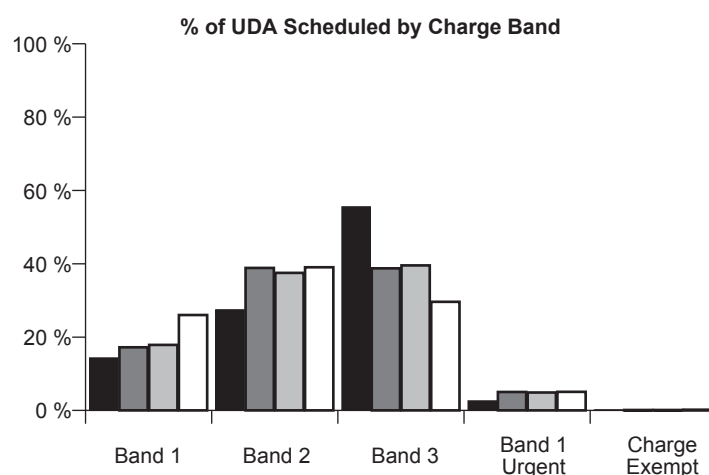
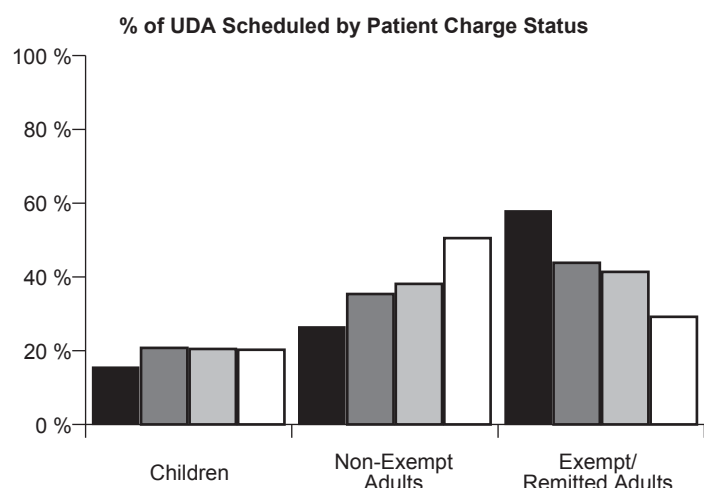
The following pages are your 2015/2016 end of year statement of activity. Please read the guidance, it contains answers to common queries that you may have about the end of year statement and the source of the data reported. The guidance can be found on the website at www.nhsbsa.nhs.uk/DentalServices/1142.aspx. Should you have any further queries, please contact Dental Data via the NHS Dental Services help desk on 0300 330 1348 or email nhsbsa.dsdata@nhsbsa.nhs.net. For general and Compass queries contact our helpdesk on 0300 330 1348 or email nhsbsa.dentalservices@nhsbsa.nhs.uk.

Yours sincerely
Information Services



INVESTOR IN PEOPLE

Supporting the NHS, supplying the NHS, protecting the NHS
NHS Dental Services is a service provided by the NHS Business Services Authority



Analysis of Treatment Categories

	190799/0001	Q61	Region	England
% of UDA from Incomplete Treatment	6.3 %	4.3 %	4.2 %	2.8 %
% of UDA from Free Repair / Replacement	0.3 %	0.8 %	0.9 %	1.4 %
% of UDA from Late Submitted FP17s	0.1 %	0.3 %	0.3 %	0.2 %
% of UDA from Continuation Treatments	0.6 %	1.1 %	1.2 %	1.8 %
% of UDA from Treatments on Referral	0.0 %	0.8 %	0.9 %	0.5 %

Orthodontic Assessment Analysis

	190799/0001	Q61	Region	England
% of Assess and Accept / Start Treatment FP17s	81.5 %	35.6 %	36.0 %	35.6 %
% of Assess and Review FP17s	15.2 %	19.4 %	21.0 %	23.7 %
% of Assess and Refuse FP17s	3.3 %	10.0 %	10.4 %	8.7 %



Q61 - North East London

Region - London commissioning region

Contract Summary

Name or company name	P J Dental Surgery		
Contract type name	GDS Contract	Contracted general activity (UDA)	29,693.00
Purpose of contract	General and Orthodontic	General activity scheduled (UDA)	29,407.40
Number of performers	7	VDP general activity (UDA)	0.00
		Carried forward general activity (UDA)	147.00
Contract start date	01/02/2015	Adjusted scheduled activity (UDA)	29,260.40
Contract end date		Balance of activity (UDA)	432.60 DR
		Contracted general activity scheduled %	98.54 %
Patients treated (general)	7,010		
Patients treated (orthodontic)	91	Contracted orthodontic activity (UOA)	1,614.00
		Orthodontic activity scheduled (UOA)	1,612.00
		VDP orthodontic activity (UOA)	0.00
		Carried forward orthodontic activity (UOA)	5.00
		Adjusted scheduled activity (UOA)	1,607.00
		Balance of activity (UOA)	7.00 DR
		Contracted orthodontic activity scheduled %	99.57 %

General Activity**Breakdown of Activity**

	Number of FP17s	FP17s (%)	UDA	UDA (%)	Patient charges calculated (2)	Number of patients treated (1)
Band 1 Activity	4,213	47.2 %	4,209.00	14.3 %	£27,629.10	3,657
Band 2 Activity	2,693	30.1 %	8,076.00	27.5 %	£40,859.02	2,423
Band 3 Activity	1,362	15.2 %	16,332.00	55.5 %	£66,326.44	1,248
Band 1 Urgent Activity	639	7.2 %	764.40	2.6 %	£4,361.60	589
Charge Exempt Activity	27	0.3 %	26.00	0.1 %	£0.00	26
Non Banded FP17s	0	0.0 %	0.00	0.0 %	£0.00	0
Total for contract	8,934	100.0 %	29,407.40	100.0 %	£139,176.16	7,010

Breakdown of UDA by Patient Charge Status and Band

	Children		Exempt or remitted adults		Non-exempt adults		Total	
	UDA	UDA (%)	UDA	UDA (%)	UDA	UDA (%)	UDA	UDA (%)
Band 1 Activity	1,870.00	40.8 %	869.00	5.1 %	1,470.00	18.9 %	4,209.00	14.3 %
Band 2 Activity	2,193.00	47.9 %	3,477.00	20.4 %	2,406.00	30.9 %	8,076.00	27.5 %
Band 3 Activity	432.00	9.4 %	12,276.00	72.1 %	3,624.00	46.5 %	16,332.00	55.5 %
Band 1 Urgent Activity	86.40	1.9 %	402.00	2.4 %	276.00	3.5 %	764.40	2.6 %
Charge Exempt Activity	0.00	0.0 %	9.00	0.1 %	17.00	0.2 %	26.00	0.1 %
Total for contract	4,581.40	100.0 %	17,033.00	100.0 %	7,793.00	100.0 %	29,407.40	100.0 %

Analysis of Patients Treated by Patient Age

Patient age range	Number of FP17s	FP17s (%)	UDA	UDA (%)	Number of patients treated (1)
0 to 2	224	2.5 %	233.00	0.8 %	205
3 to 5	461	5.2 %	648.80	2.2 %	377
6 to 12	1,143	12.8 %	1,970.20	6.7 %	857
13 to 17	882	9.9 %	1,729.40	5.9 %	596
18 to 24	678	7.6 %	1,769.80	6.0 %	575
25 to 34	1,527	17.1 %	5,192.20	17.7 %	1,334
35 to 44	1,470	16.5 %	6,068.80	20.6 %	1,189
45 to 54	1,257	14.1 %	5,351.20	18.2 %	985
55 to 64	679	7.6 %	3,384.00	11.5 %	561
65 to 74	412	4.6 %	2,028.20	6.9 %	297
75 or over	201	2.2 %	1,031.80	3.5 %	151
Total for contract	8,934	100.0 %	29,407.40	100.0 %	7,010

Analysis of Patients Treated by Patient Charge Status

Patient charge status	Number of FP17s	FP17s (%)	UDA	UDA (%)	Number of patients treated (1)
Child	2,710	30.3 %	4,581.40	15.6 %	1,985
Exempt/Remitted Adult	3,400	38.1 %	17,033.00	57.9 %	2,567
Non Exempt Adult	2,824	31.6 %	7,793.00	26.5 %	2,519
Total for contract	8,934	100.0 %	29,407.40	100.0 %	7,010

Analysis of Charge Exempt Items

	Number of FP17s	Number of patients treated (1)
Bridge Repair	0	0
Prescription	0	0
Denture Repair	27	26
Arrest of Bleeding	0	0
Removal of Sutures	0	0

Analysis of Sedations and Domiciliary Visits

	Number of FP17s	Number of patients treated (1)
Sedations	34	33
Domiciliary Visits	1	1

Analysis of Treatment Categories

	Number of FP17s	Number of patients treated (1)	Patients charges calculated (2)	Band 1 UDA	Band 2 UDA	Band 3 UDA	Band 1 urgent UDA	Charge exempt UDA	Total UDA
Incomplete Treatment	477	465	£4,570.10	262.00	330.00	1,260.00	0.00	0.00	1,852.00
Free Repair/Replacement	8	7	£0.00	0.00	6.00	72.00	0.00	0.00	78.00
Late Submitted FP17s (3)	17	17	£126.50	2.00	6.00	12.00	2.40	1.00	23.40
Continuation Treatments	50	51	£0.00	10.00	108.00	48.00	0.00	0.00	166.00
Treatments on Referral	0	0	£0.00	0.00	0.00	0.00	0.00	0.00	0.00

Orthodontic Activity**Breakdown of Orthodontic Activity**

	Number of FP17s	FP17s (%)	UOA	UOA (%)	Patients charges calculated (2)	Number of patients treated (1)
Assess and Accept / Start Treatment	75	81.5 %	1,595.00	98.9 %	£74.54	75
Assess and Review	14	15.2 %	14.00	0.9 %	£0.00	13
Assess and Refuse	3	3.3 %	3.00	0.2 %	£0.00	3
Treatment Completed	0	0.0 %	0.00	0.0 %	£0.00	0
Treatment Abandoned	0	0.0 %	0.00	0.0 %	£0.00	0
Treatment Discontinued	0	0.0 %	0.00	0.0 %	£0.00	0
Repairs	0	0.0 %	0.00	0.0 %	£0.00	0
Regulation 11 Appliances	0	0.0 %	0.00	0.0 %	£0.00	0
Total for contract	92	100.0 %	1,612.00	100.0 %	£74.54	91

- (1) The number of patients includes patients for whom a FP17 has been withdrawn or deleted, and so may exceed the number of FP17s. The number of patients treated within each category will not necessarily sum to the total for the contract as the same patient ID may appear in more than one category. Totals for the contract exclude duplicate patient IDs across categories.
- (2) Total patient charge calculated for the contract includes patient charge calculated on withdrawn FP17s. Negative patient charges may be generated when a FP17 is deleted; in these cases any previously calculated patient charges would be credited back to the contract.
- (3) The number of late submitted FP17s excludes FP17s that are withdrawn and therefore may not reconcile with the count on the monthly contract schedules.

General clinical data set		Band 1		Band 2		Band 3		All FP17s		
Item on FP17	Unit	Rate per 100 FP17s	England rate per 100 FP17s	Rate per 100 FP17s	England rate per 100 FP17s	Rate per 100 FP17s	England rate per 100 FP17s	Number	Rate per 100 FP17s	England rate per 100 FP17s
Scale and Polish	FP17s	37.2	38.6	39.7	38.9	42.6	36.5	3,214	36.0	35.0
Fluoride Varnish	FP17s	15.1	15.2	12.0	11.6	0.1	3.1	962	10.8	12.2
Fissure Sealants	Teeth	0.1	0.5	0.2	2.7	0.1	0.3	11	0.1	1.1
	FP17s	0.0	0.2	0.1	1.3	0.1	0.2	6	0.1	0.5
Radiographs	Rads	71.8	30.4	88.6	57.4	150.2	84.2	7,756	86.8	40.3
	FP17s	39.6	16.0	49.4	30.0	77.2	43.2	4,306	48.2	21.9
Endodontic Treatment	Teeth	0.0	0.0	4.1	3.5	25.6	9.8	458	5.1	1.5
	FP17s	0.0	0.0	3.9	3.2	23.8	9.0	430	4.8	1.4
Permanent fillings and sealant restorations	Teeth	0.0	0.2	84.4	113.8	54.2	54.1	3,021	33.8	36.2
	FP17s	0.0	0.1	62.6	75.0	32.2	29.3	2,134	23.9	23.9
Extractions	Teeth	0.0	0.1	25.5	26.2	27.5	38.2	1,076	12.0	10.0
	FP17s	0.0	0.1	20.5	18.4	14.5	17.0	764	8.6	6.6
Crowns	Teeth	0.0	0.0	0.0	0.0	31.8	37.7	433	4.8	2.0
	FP17s	0.0	0.0	0.0	0.0	30.2	35.3	411	4.6	1.9
Acrylic upper dentures	Teeth	0.0	0.0	0.0	0.5	157.9	214.9	2,151	24.1	11.7
	FP17s	0.0	0.0	0.0	0.0	22.8	27.5	310	3.5	1.5
Acrylic lower dentures	Teeth	0.0	0.0	0.0	0.2	79.1	132.7	1,078	12.1	7.2
	FP17s	0.0	0.0	0.0	0.0	11.2	16.3	152	1.7	0.9
Metal upper dentures	Teeth	0.0	0.0	0.0	0.0	1.5	14.0	20	0.2	0.8
	FP17s	0.0	0.0	0.0	0.0	0.1	2.4	2	0.0	0.1
Metal lower dentures	Teeth	0.0	0.0	0.0	0.0	0.3	7.6	4	0.0	0.4
	FP17s	0.0	0.0	0.0	0.0	0.1	1.3	1	0.0	0.1
Veneers	Teeth	0.0	0.0	0.0	0.0	0.9	1.2	12	0.1	0.1
	FP17s	0.0	0.0	0.0	0.0	0.7	1.0	10	0.1	0.1
Inlays	Teeth	0.0	0.0	0.0	0.0	29.7	7.2	405	4.5	0.4
	FP17s	0.0	0.0	0.0	0.0	28.7	7.0	391	4.4	0.4
Bridges	Units	0.0	0.0	0.0	0.0	10.1	8.3	138	1.5	0.4
	FP17s	0.0	0.0	0.0	0.0	4.5	3.7	61	0.7	0.2
Examination	FP17s	99.8	96.6	97.3	86.0	95.9	87.3	8,527	95.4	86.9
Antibiotic items prescribed	FP17s	1.0	0.4	3.9	1.3	5.3	1.4	296	3.3	1.7
Other treatment	FP17s	31.6	11.8	35.3	18.3	49.6	27.4	3,446	38.6	18.9
No clinical data	FP17s	0.0	0.3	0.0	0.3	0.0	0.4	0	0.0	1.4
Best practice prevention offered	FP17s	49.8	54.4	57.0	52.7	59.1	53.2	4,655	52.1	52.0
Patient referred for advanced mandatory services	FP17s	0.0	0.0	0.0	0.0	0.0	0.0	0	0.0	0.0
Patient treated on referral	FP17s	0.0	0.2	0.0	1.2	0.0	0.2	0	0.0	0.4
Free repairs/replacements	FP17s	0.0	0.0	0.1	2.9	0.4	0.7	8	0.1	0.9
Further treatment within two months	FP17s	0.2	1.0	1.3	3.1	0.3	1.1	50	0.6	1.5
Domiciliary visits	FP17s	0.0	0.2	0.0	0.1	0.0	0.4	0	0.0	0.2
Sedation Services	FP17s	0.0	0.0	0.7	1.0	1.0	0.3	34	0.4	0.3
FP17s for contract		4,213		2,693		1,362		8,934		

Figures in *italics* indicate the base number of cases is less than 100.

Average intervals (days) between attendances

Current Charge Band	Previous Charge Band									
	Band 1		Band 2		Band 3		Band 1 Urgent		Charge Exempt Activity	
	Contract	England	Contract	England	Contract	England	Contract	England	Contract	England
Band 1	296	247	289	223	311	227	252	160	269	154
Band 2	283	228	280	211	270	221	184	120	605	154
Band 3	265	217	258	206	301	233	146	113	60	130
Band 1 Urgent	237	168	203	174	219	183	200	151	630	148
Charge Exempt Activity	152	134	215	120	199	151	22	100	309	140

Performer Summary

Performer Number	Performer Name	Performer Start Date	Performer End Date	VDP / Non VDP Indicator	Total UDA	Total UOA
276979	Mr OA LEGUNSEN	01/02/2015		Non VDP	6,360.80	0.00
523461	Miss R Barroso de Carvalho	13/07/2015		Non VDP	1,182.40	0.00
598380	Mr NP MAROO	01/02/2015		Non VDP	6,844.60	0.00
716480	Mr NJ AL-BAYAA	01/02/2015		Non VDP	3,600.20	0.00
879169	Miss NP SHAH	01/11/2015		Non VDP	154.80	0.00
952966	Mr PJ SHAH	01/02/2015		Non VDP	5,659.00	1,612.00
992666	Mrs E Di Bernardi	01/02/2015		Non VDP	5,605.60	0.00