

Your ref  
Our ref 2014/2015 End of year statement  
Date June 2015

## Dental Services

MR PJ SHAH  
Dental Surgery  
37 Brecknock Road  
LONDON  
N7 0BT

1 St Annes Road  
Eastbourne  
East Sussex  
BN21 3UN

Telephone: 0300 330 1348

Fax: 01323 433222

e-mail: [nhsbsa.dentalservices@nhs.net](mailto:nhsbsa.dentalservices@nhs.net)

Website: [www.nhsbsa.nhs.uk/dentalservices.aspx](http://www.nhsbsa.nhs.uk/dentalservices.aspx)

03470

Dear Contractor

### 2014/2015 End of year statement of activity for contract 952966/0001

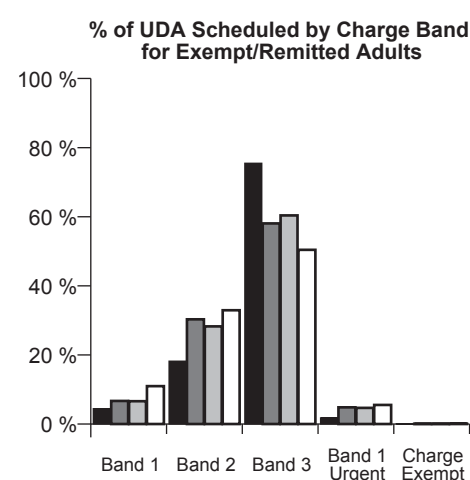
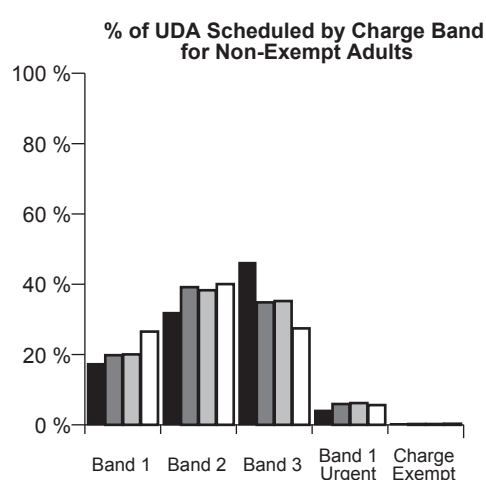
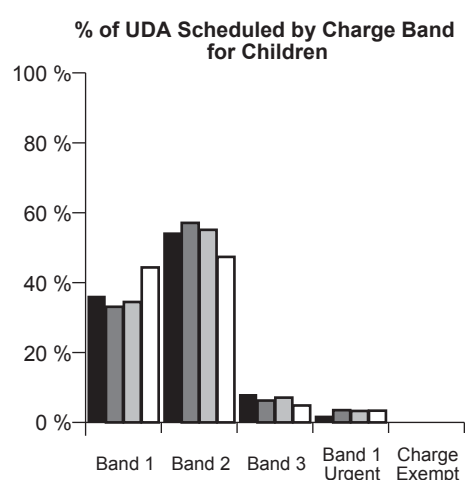
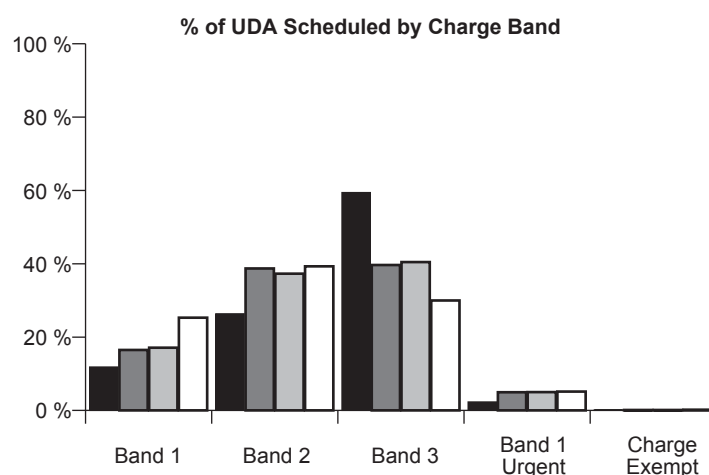
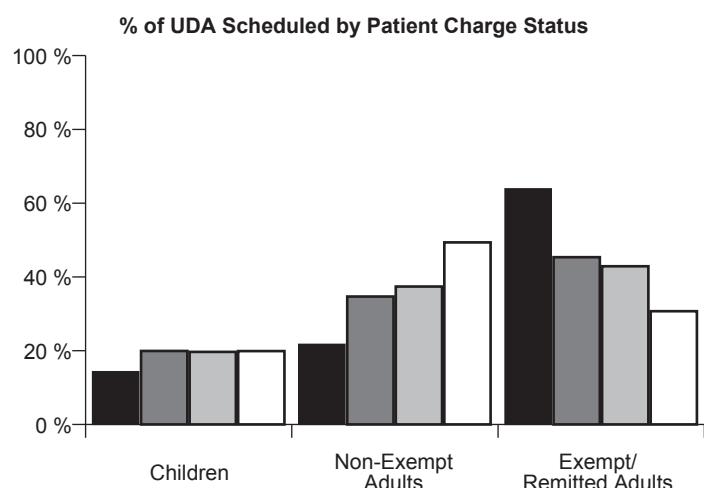
The following pages are your 2014/2015 end of year statement of activity. Please read the guidance, it contains answers to common queries that you may have about the year end statement and the source of the data reported. The guidance can be found on the dental portal or on the website at [www.nhsbsa.nhs.uk/DentalServices/1142.aspx](http://www.nhsbsa.nhs.uk/DentalServices/1142.aspx). Should you have any further queries, please contact Dental Data via the NHS Dental Services help desk on 0300 330 1348 or email [nhsbsa.ds dentaldata@nhs.net](mailto:nhsbsa.ds dentaldata@nhs.net). For general and Payments Online queries contact our helpdesk on 0300 330 1348 or email [nhsbsa.dentalservices@nhs.net](mailto:nhsbsa.dentalservices@nhs.net).

Yours sincerely  
Information Services



INVESTOR IN PEOPLE

Supporting the NHS, supplying the NHS, protecting the NHS  
NHS Dental Services is a service provided by the NHS Business Services Authority



### Analysis of Treatment Categories

	952966/0001	Q61	Region	England
% of UDA from Incomplete Treatment	7.3 %	4.1 %	4.0 %	2.8 %
% of UDA from Free Repair / Replacement	0.2 %	0.8 %	0.9 %	1.4 %
% of UDA from Late Submitted FP17s	0.0 %	0.0 %	0.1 %	0.1 %
% of UDA from Continuation Treatments	0.8 %	1.4 %	1.5 %	2.2 %
% of UDA from Treatments on Referral	0.0 %	0.9 %	0.9 %	0.5 %

### Orthodontic Assessment Analysis

	952966/0001	Q61	Region	England
% of Assess and Accept / Start Treatment FP17s	68.5 %	35.2 %	34.6 %	33.6 %
% of Assess and Review FP17s	18.5 %	19.4 %	22.0 %	26.4 %
% of Assess and Refuse FP17s	13.0 %	9.0 %	10.2 %	9.1 %



**Contract Summary**

<b>Name or company name</b>	MR PJ SHAH		
<b>Contract type name</b>	GDS Contract	<b>Contracted general activity (UDA)</b>	24,744.00
<b>Purpose of contract</b>	General	<b>General activity scheduled (UDA)</b>	25,229.60
<b>Number of performers</b>	8	<b>VDP general activity (UDA)</b>	0.00
		<b>Carried forward general activity (UDA)</b>	6.00
<b>Contract start date</b>	01/04/2006	<b>Adjusted scheduled activity (UDA)</b>	25,223.60
<b>Contract end date</b>	31/01/2015	<b>Balance of activity (UDA)</b>	479.60 CR
		<b>Contracted general activity scheduled %</b>	101.94 %
<b>Patients treated (general)</b>	5,704		
<b>Patients treated (orthodontic)</b>	108	<b>Contracted orthodontic activity (UOA)</b>	1,345.00
		<b>Orthodontic activity scheduled (UOA)</b>	1,604.00
		<b>VDP orthodontic activity (UOA)</b>	0.00
		<b>Carried forward orthodontic activity (UOA)</b>	0.00
		<b>Adjusted scheduled activity (UOA)</b>	1,604.00
		<b>Balance of activity (UOA)</b>	259.00 CR
		<b>Contracted orthodontic activity scheduled %</b>	119.26 %

**General Activity****Breakdown of Activity**

	Number of FP17s	FP17s (%)	UDA	UDA (%)	Patient charges calculated (2)	Number of patients treated (1)
Band 1 Activity	2,991	42.9 %	2,983.00	11.8 %	£17,751.00	2,710
Band 2 Activity	2,220	31.8 %	6,648.00	26.4 %	£28,956.03	2,018
Band 3 Activity	1,250	17.9 %	14,988.00	59.4 %	£46,269.61	1,167
Band 1 Urgent Activity	485	7.0 %	579.60	2.3 %	£3,532.00	466
Charge Exempt Activity	31	0.4 %	31.00	0.1 %	£0.00	29
Non Banded FP17s	0	0.0 %	0.00	0.0 %	£0.00	0
<b>Total for contract</b>	<b>6,977</b>	<b>100.0 %</b>	<b>25,229.60</b>	<b>100.0 %</b>	<b>£96,508.64</b>	<b>5,704</b>

**Breakdown of UDA by Patient Charge Status and Band**

	Children		Exempt or remitted adults		Non-exempt adults		Total	
	UDA	UDA (%)	UDA	UDA (%)	UDA	UDA (%)	UDA	UDA (%)
Band 1 Activity	1,306.00	36.1 %	721.00	4.5 %	956.00	17.4 %	2,983.00	11.8 %
Band 2 Activity	1,962.00	54.2 %	2,934.00	18.2 %	1,752.00	31.9 %	6,648.00	26.4 %
Band 3 Activity	288.00	8.0 %	12,168.00	75.5 %	2,532.00	46.2 %	14,988.00	59.4 %
Band 1 Urgent Activity	64.80	1.8 %	288.00	1.8 %	226.80	4.1 %	579.60	2.3 %
Charge Exempt Activity	0.00	0.0 %	14.00	0.1 %	17.00	0.3 %	31.00	0.1 %
<b>Total for contract</b>	<b>3,620.80</b>	<b>100.0 %</b>	<b>16,125.00</b>	<b>100.0 %</b>	<b>5,483.80</b>	<b>100.0 %</b>	<b>25,229.60</b>	<b>100.0 %</b>

**Analysis of Patients Treated by Patient Age**

Patient age range	Number of FP17s	FP17s (%)	UDA	UDA (%)	Number of patients treated (1)
0 to 2	174	2.5 %	179.80	0.7 %	158
3 to 5	300	4.3 %	444.60	1.8 %	262
6 to 12	859	12.3 %	1,597.00	6.3 %	696
13 to 17	706	10.1 %	1,399.40	5.5 %	492
18 to 24	487	7.0 %	1,624.20	6.4 %	427
25 to 34	1,176	16.9 %	4,315.20	17.1 %	1,044
35 to 44	1,156	16.6 %	4,990.80	19.8 %	966
45 to 54	1,105	15.8 %	5,460.60	21.6 %	894
55 to 64	495	7.1 %	2,463.00	9.8 %	411
65 to 74	356	5.1 %	1,818.40	7.2 %	278
75 or over	163	2.3 %	936.60	3.7 %	136
<b>Total for contract</b>	<b>6,977</b>	<b>100.0 %</b>	<b>25,229.60</b>	<b>100.0 %</b>	<b>5,704</b>

**Analysis of Patients Treated by Patient Charge Status**

Patient charge status	Number of FP17s	FP17s (%)	UDA	UDA (%)	Number of patients treated (1)
Child	2,039	29.2 %	3,620.80	14.4 %	1,583
Exempt/Remitted Adult	2,974	42.6 %	16,125.00	63.9 %	2,362
Non Exempt Adult	1,964	28.1 %	5,483.80	21.7 %	1,789
<b>Total for contract</b>	<b>6,977</b>	<b>100.0 %</b>	<b>25,229.60</b>	<b>100.0 %</b>	<b>5,704</b>

**Analysis of Charge Exempt Items**

	Number of FP17s	Number of patients treated (1)
Bridge Repair	0	0
Prescription	0	0
Denture Repair	31	29
Arrest of Bleeding	0	0
Removal of Sutures	0	0

**Analysis of Sedations and Domiciliary Visits**

	Number of FP17s	Number of patients treated (1)
Sedations	27	24
Domiciliary Visits	0	0

**Analysis of Treatment Categories**

	Number of FP17s	Number of patients treated (1)	Patients charges calculated (2)	Band 1 UDA	Band 2 UDA	Band 3 UDA	Band 1 urgent UDA	Charge exempt UDA	Total UDA
Incomplete Treatment	432	420	£4,298.50	217.00	321.00	1,296.00	0.00	0.00	<b>1,834.00</b>
Free Repair/Replacement	9	9	£18.00	0.00	18.00	36.00	0.00	0.00	<b>54.00</b>
Late Submitted FP17s (3)	15	15	£387.50	0.00	0.00	0.00	0.00	0.00	<b>0.00</b>
Continuation Treatments	51	51	£0.00	7.00	111.00	84.00	0.00	0.00	<b>202.00</b>
Treatments on Referral	0	0	£0.00	0.00	0.00	0.00	0.00	0.00	<b>0.00</b>

**Orthodontic Activity****Breakdown of Orthodontic Activity**

	Number of FP17s	FP17s (%)	UOA	UOA (%)	Patients charges calculated (2)	Number of patients treated (1)
Assess and Accept / Start Treatment	74	68.5 %	1,570.00	97.9 %	£0.00	74
Assess and Review	20	18.5 %	20.00	1.2 %	£0.00	20
Assess and Refuse	14	13.0 %	14.00	0.9 %	£18.50	14
Treatment Completed	0	0.0 %	0.00	0.0 %	£0.00	0
Treatment Abandoned	0	0.0 %	0.00	0.0 %	£0.00	0
Treatment Discontinued	0	0.0 %	0.00	0.0 %	£0.00	0
Repairs	0	0.0 %	0.00	0.0 %	£0.00	0
Regulation 11 Appliances	0	0.0 %	0.00	0.0 %	£0.00	0
<b>Total for contract</b>	<b>108</b>	<b>100.0 %</b>	<b>1,604.00</b>	<b>100.0 %</b>	<b>£18.50</b>	<b>108</b>

- (1) The number of patients includes patients for whom a FP17 has been withdrawn or deleted, and so may exceed the number of FP17s. The number of patients treated within each category will not necessarily sum to the total for the contract as the same patient ID may appear in more than one category. Totals for the contract exclude duplicate patient IDs across categories.
- (2) Total patient charge calculated for the contract includes patient charge calculated on withdrawn FP17s. Negative patient charges may be generated when a FP17 is deleted; in these cases any previously calculated patient charges would be credited back to the contract.
- (3) The number of late submitted FP17s excludes FP17s that are withdrawn and therefore may not reconcile with the count on the monthly contract schedules.

General clinical data set		Band 1		Band 2		Band 3		All FP17s		
Item on FP17	Unit	Rate per 100 FP17s	England rate per 100 FP17s	Rate per 100 FP17s	England rate per 100 FP17s	Rate per 100 FP17s	England rate per 100 FP17s	Number	Rate per 100 FP17s	England rate per 100 FP17s
Scale and Polish	FP17s	38.1	39.1	36.4	38.1	46.5	35.6	2,529	36.2	34.8
Fluoride Varnish	FP17s	14.9	12.9	11.4	10.1	0.2	2.8	701	10.0	10.3
Fissure Sealants	Teeth	0.0	0.5	0.1	2.4	0.0	0.2	2	0.0	1.0
	FP17s	0.0	0.2	0.1	1.1	0.0	0.1	2	0.0	0.5
Radiographs	Rads	64.0	28.5	83.9	54.0	154.3	79.4	5,967	85.5	38.0
	FP17s	35.6	15.2	48.8	28.5	73.4	41.3	3,272	46.9	20.9
Endodontic Treatment	Teeth	0.0	0.0	5.5	3.6	26.8	9.6	456	6.5	1.6
	FP17s	0.0	0.0	5.5	3.4	24.8	8.9	431	6.2	1.5
Permanent fillings and sealant restorations	Teeth	0.0	0.2	93.2	113.8	62.6	52.9	2,864	41.0	36.8
	FP17s	0.0	0.1	69.5	75.4	35.0	28.9	1,990	28.5	24.3
Extractions	Teeth	0.0	0.1	27.5	26.3	34.9	37.1	1,056	15.1	10.2
	FP17s	0.0	0.1	21.9	18.5	17.5	16.7	713	10.2	6.7
Crowns	Teeth	0.0	0.0	0.0	0.0	26.4	37.2	330	4.7	2.1
	FP17s	0.0	0.0	0.0	0.0	25.4	35.0	318	4.6	1.9
Acrylic upper dentures	Teeth	0.0	0.1	0.0	0.5	159.0	215.3	1,987	28.5	12.0
	FP17s	0.0	0.0	0.0	0.0	20.8	27.4	260	3.7	1.5
Acrylic lower dentures	Teeth	0.0	0.0	0.0	0.2	87.7	134.7	1,096	15.7	7.5
	FP17s	0.0	0.0	0.0	0.0	12.3	16.3	154	2.2	0.9
Metal upper dentures	Teeth	0.0	0.0	0.0	0.0	2.6	13.8	32	0.5	0.8
	FP17s	0.0	0.0	0.0	0.0	0.2	2.3	3	0.0	0.1
Metal lower dentures	Teeth	0.0	0.0	0.0	0.0	0.0	7.3	0	0.0	0.4
	FP17s	0.0	0.0	0.0	0.0	0.0	1.2	0	0.0	0.1
Veneers	Teeth	0.0	0.0	0.0	0.0	1.0	1.3	13	0.2	0.1
	FP17s	0.0	0.0	0.0	0.0	0.8	1.1	10	0.1	0.1
Inlays	Teeth	0.0	0.0	0.0	0.0	36.9	8.3	461	6.6	0.5
	FP17s	0.0	0.0	0.0	0.0	36.3	8.1	454	6.5	0.4
Bridges	Units	0.0	0.0	0.0	0.0	7.5	8.5	94	1.3	0.5
	FP17s	0.0	0.0	0.0	0.0	3.2	3.7	40	0.6	0.2
Examination	FP17s	99.1	95.9	92.8	83.4	95.3	84.4	6,482	92.9	85.2
Antibiotic items prescribed	FP17s	2.8	0.5	7.2	1.4	10.3	1.4	462	6.6	1.8
Other treatment	FP17s	35.3	10.9	41.3	17.4	50.1	26.0	2,946	42.2	18.1
No clinical data	FP17s	0.0	0.5	0.0	0.3	0.0	0.5	0	0.0	1.7
Best practice prevention offered	FP17s	28.8	49.9	31.4	47.7	36.8	48.0	2,122	30.4	47.3
Patient referred for advanced mandatory services	FP17s	0.0	0.0	0.0	0.0	0.1	0.0	2	0.0	0.0
Patient treated on referral	FP17s	0.0	0.2	0.0	1.2	0.0	0.2	0	0.0	0.4
Free repairs/replacements	FP17s	0.0	0.0	0.3	3.0	0.2	0.7	9	0.1	0.9
Further treatment within two months	FP17s	0.2	1.2	1.7	3.5	0.6	1.3	51	0.7	2.0
Domiciliary visits	FP17s	0.0	0.2	0.0	0.1	0.0	0.5	0	0.0	0.2
Sedation Services	FP17s	0.0	0.0	0.8	1.0	0.6	0.4	27	0.4	0.3
<b>FP17s for contract</b>		<b>2,991</b>		<b>2,220</b>		<b>1,250</b>		<b>6,977</b>		

Figures in *italics* indicate the base number of cases is less than 100.

**Average intervals (days) between attendances**

Current Charge Band	Previous Charge Band									
	Band 1		Band 2		Band 3		Band 1 Urgent		Charge Exempt Activity	
	Contract	England	Contract	England	Contract	England	Contract	England	Contract	England
Band 1	310	248	307	222	339	226	266	158	294	155
Band 2	272	226	288	207	320	217	184	113	293	152
Band 3	236	209	270	197	312	225	157	102	213	121
Band 1 Urgent	252	168	298	171	280	176	258	146	263	145
Charge Exempt Activity	734	136	230	122	270	153	149	102	26	141

**Performer Summary**

Performer Number	Performer Name	Performer Start Date	Performer End Date	VDP / Non VDP Indicator	Total UDA	Total UOA
276979	MR OA LEGUNSEN	01/04/2006	31/01/2015	Non VDP	6,602.80	0.00
405418	MRS KM OREMPULLER	11/09/2013	31/01/2015	Non VDP	257.20	0.00
450561	MISS X ZARAFOVA	28/04/2014	16/05/2014	Non VDP	21.40	0.00
598380	MR NP MAROO	01/09/2014	31/01/2015	Non VDP	2,155.80	0.00
716480	MR NJ AL-BAYAA	21/09/2009	31/01/2015	Non VDP	3,638.80	0.00
771724	MISS PN OGBU	09/05/2011	22/01/2015	Non VDP	2,394.80	0.00
952966	MR PJ SHAH	01/04/2006	31/01/2015	Non VDP	5,532.20	1,604.00
992666	MRS E DI BERNARDI	01/04/2010	31/01/2015	Non VDP	4,626.60	0.00