



Example of 1.8 metre high palisade fence (green)



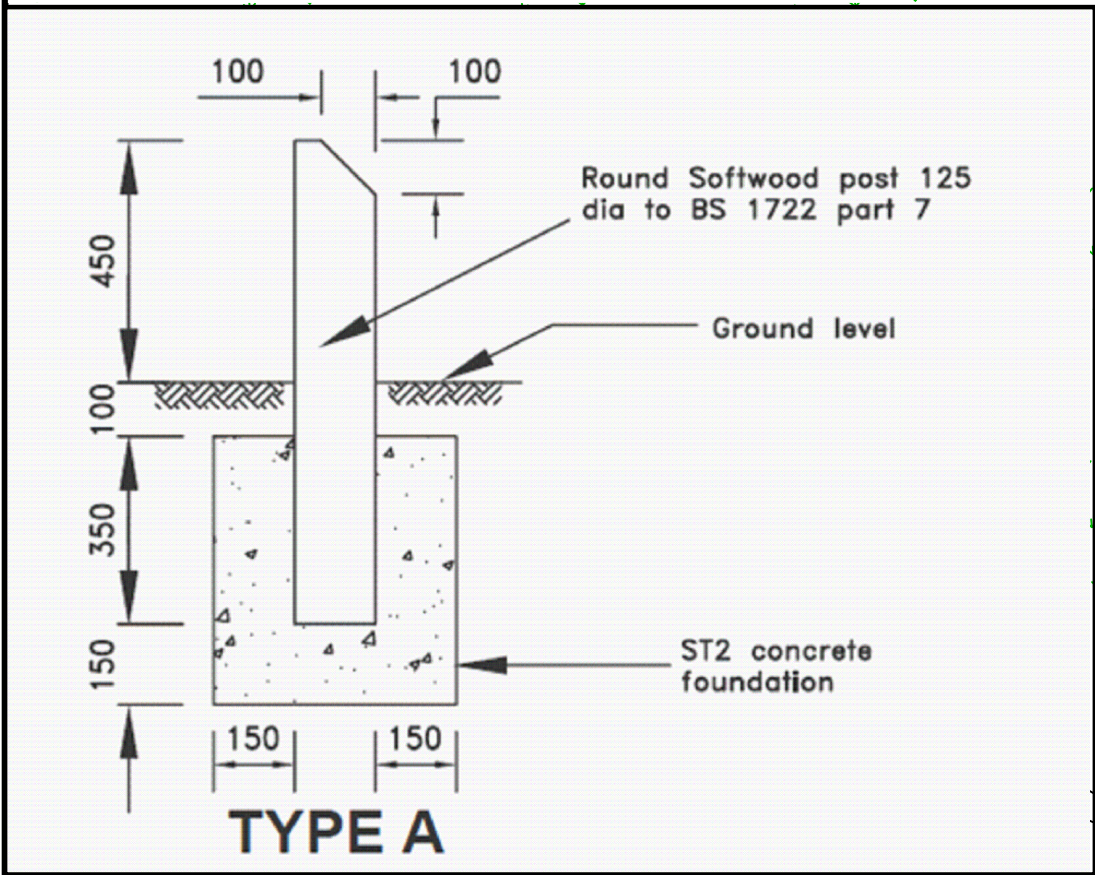
Example of 1.2 metre high chain link fencing (green)



Example of 2.4 metre high steel palisade fence (galvanised)



Example of Type A timber bollards



Standard Detail for Type A Timber Bollards.

KEY

- Grass
- Current Car park
- New Car park

NOTES

- 1.THE TIMBER BOLLARDS AND 1.2 METRE HIGH CHAIN LINK FENCE, AND NEW PALISADE FENCE ARE BEING INSTALLED UNDER PERMITTED DEVELOPMENT RIGHTS AND DO NOT FORM PART OF THIS PLANNING APPLICATION. THE PHOTOS AND DETAILS OF THESE ITEMS ARE FOR INFORMATION ONLY TO PROVIDE A HOLISTIC PICTURE OF THE PROPOSED SCHEME.
- 2.ALL DIMENSIONS ARE SHOWN IN METRES UNLESS SHOWN OTHERWISE.
- 3.WBC STANDARD DETAILS MUST BE ADHERED TO AT ALL TIMES UNLESS SPECIFIED BY THE OVERSEEING ORGANISATION.
- 4.PRIOR TO ANY EXCAVATIONS THE CONTRACTOR WILL ESTABLISH THE LOCATION OF EXISTING UTILITY SERVICES. THE CONTRACTOR SHOULD UNDERTAKE THEIR OWN UTILITY SEARCHES.
- 5.NEWLY PAVED AREA OF DEMOLISHED CLUBHOUSE FOOTPRINT TO BE SURFACED IN POROUS ASPHALT.

REV	REV DATE	DESCRIPTION	DR	AU
-----	----------	-------------	----	----



ENVIRONMENT
COUNCIL OFFICES - MARKET STREET - NEWBURY - RG14 5LD

PROJECT TITLE
FARADAY ROAD

DRAWING TITLE
BLOCK PLAN - AS PROPOSED

DATE	DRAWN BY	CHECKED BY	PAPER SIZE	SCALE
29/09/2020	SO	BS	A1	1:500
DRAWING NUMBER	REVISION			

I:\Transport & Countryside\Projects\Bridges\General Bridge Files\Car Parks\Newbury Football Club\CAD\Newbury Football Block Plan v2.dwg