

Response to questions 6 & 7

Overview:

Kent County Council's (KCC) modernisation of Day Services for Adults with Learning Disabilities is an integral part of the transformation towards more personalised services reflecting the vision and strategy contained within "Valuing People Now" and KCC's "Active Lives". In 2008 following consultation of "What Makes a Good Day" - a plan to improve days for people with learning disabilities, a decision was made to refresh previous strategies with a new strategy; to improve services for people with learning disabilities during the day, evening and weekends. The Good Day Programme (GDP) was set up to implement the new strategy by providing a countywide framework and support for the local programme of change to improve services for people with learning disabilities.



In line with "Valuing People Now" and KCC's "Active Lives" the New Service Model for future LD day services will be based on personalisation, with everyone having choice and control over the shape of their support. Changing from the traditional style building based day services and to make available a selection of inclusive community based day services and opportunities that reflect people's needs, choices and aspirations.






The principles for the new service model are to develop services which will enable people to:

- Choose what they do during days, evenings and weekends
- Have the right flexible support
- Be equal citizens in their community
- Have opportunities to lead a full and meaningful life.

The new service model will offer people a range of facilities, activities and opportunities in their local community within inclusive settings. Individual transport requirements will be reviewed and taken into account when implementing a new service model. Alternative available transport arrangements may be put in place for individuals as result of the changes to service provision and travel training remains an option where appropriate.

The Council is required to undertake a consultation with Service Users and other relevant stakeholders on the impact of a change or variation to a service and consider the findings of the consultation before coming to a final view. The consultations undertaken by the GDP follow the KCC 'Procedure for Consultation on the Modernisation / Variation or Closure of Establishments and Services provided and managed by Families and Social Care.

LD Day Service Consultations	Consultation period	Consultation responses	Decision Statement/report from KCC following consultation.
Outcome of formal consultation on closure/variation of service use of Maidstone Day	16 weeks 29/01/10- 21/05/10	 Comments made during the Maidstone	 Feedback report.doc

Opportunity Service			
A New Service Model for the re-provision of day activities for people with a learning disability in the Ashford district.	10 weeks starting September 2008 the consultation period was extended up to Nov 2010.	 Comments made during the Ashford LE	 10 12 10 Consultation Report €
A New Service Model for the re-provision of day activities for people with a learning disability in the Canterbury district.	10 weeks starting Sept 2007 the consultation period was extended up to Nov 2009	 Comments made during the Canterbury	 Summary Revised Version 11-09-12.doc
Consultation on Thanet LD Day Services – New Service Model	16 weeks 06/06/11 – 27/09/11	 Detailed responses received through the	The decision on the outcome of the consultation is in progress and to date has not been published.
Consultation on a New Service Model for LD Day Services in the Shepway District.	14 weeks 22/11/11 – 28/02/12	Still in consultation	Still in consultation
Formal consultation on variation in the use of Riverside Day Service	12 weeks 21/09/11 – 21/12/11	Non confidential responses to the consultation are still being collated along with the consultation report.	A decision on the outcome of the consultation has not been made yet.
Closures of traditional style LD Day Centre buildings.	<p>Following consultations with the respective LD day services new service models have been implemented. With improved modern facilities in place there was no longer a need for the existing out dated large segregated buildings. In place of these buildings there is available a selection of inclusive community based services and opportunities that reflect people's needs, choices and aspirations. This has been achieved by working in partnership with: external private and voluntary service providers, social enterprises, sport and leisure providers, education and training providers and supported employment.</p> <p>A number of 'community hub' type facilities are now available close to where people live offering shared space for people with a learning disability and a place to meet up and take part in inclusive activities. Funding has been be provided to enhance or provide accessible shared space within these community buildings and to provide equipment and facilities to meet people's needs, including Adult Changing facilities, sensory and therapeutic equipment.</p>		
Maidstone SEC 2010/11			
Ashford SEC 2011/12			
Canterbury DOS 2011/12			

