



## **ARMY DRESS REGULATIONS (ALL RANKS)**

---

---

### **Part 4 – ROYAL ARMoured CORPS REGIMENTAL DRESS REGULATIONS (Incl Band of the RAC)**

---

Ministry of Defence

PS12(A)

Feb 21

# ROYAL ARMoured CORPS

## *1ST The Queen's Dragoon Guards (The Welsh Cavalry)*

Ser	Order of Dress/Item	Description	Remarks
(a)	(b)	(c)	(d)
1	<b>Cap Badge</b>	Hapsburg Eagle in white metal. Officers and WO1 braided gold cloth, worn with beret	The coat of arms should be buffed out of white metal badge. History point...
2	<b>No 1 Dress</b> Forage Cap	Blue forage cap with QDG blue velvet strip and piping.	Garter Star Button with QDG in centre. Chin Strap Button to be on left side. Officer/WOs - Gold Braid on Peak.
3	Uniform	Blue, without shoulder strap 5 medium (30 line) mounted buttons. Officers wear three buttons on each cuff.	
4	Buttons	Three sizes L, M, S. Domed brass (gold) buttons mounted with Garter Star, QDG in the centre.	
5	Collar Badge	Bays cipher n Brass.	Officers and WO1 in Cloth.
6	Rank Badges	Bath Star 3/4 size plain bright metal, plain crown. ORs- Gold Badges and Chevrons on Blue.	
7	Parade Belt	Officers - Gold Cross Belt with silver message box Hapsburg Eagle in Gold Metal ORs-White Corlene Plastic Cross Belt with QDG (Bays type) Cipher.	
8	Chain Mail	Worn on shoulders	Worn in the colonial wars to

	(Ceremonial)		prevent shoulder injuries.
9	Collar	Officers - white button in patrol collar.	
10	Sword	Cavalry Pattern with metal scabbard Officers - leather sword belt worn around the waist under the tunic. ORs White sword belt.	
11	Gloves	White Cotton.	
12	Footwear	Officers: Wellington boots, Swan neck spurs. ORs: Black ammunition boots or George boots and spurs.	
13	Socks	Officers: Dark Blue. ORs: Black (issue)	

## Service Dress (No 2)

Ser	Order of Dress/Item	Description	Remarks
(a)	(b)	(c)	(d)
14	Forage Cap	As Serial 2 above.	Officers/WOs leather only a SD Cap is worn.
15	Service Dress Tunic and Trousers	Officers/ORs Issue No 2 Dress.	
16	Uniform		
17	Collar Badges	Officers- Bronze Bays Ciphers. ORs- Brass Bays Ciphers.	Also worn by WO1s
18	Tunic Buttons	Domed Brass (Gold) Buttons mounted with QDG lettering Medium on pockets line of three small on cuffs. Officers: 4 large (40 line).	As Serial No 4.

		ORs: 8 medium (30 line)	
19	Lanyard	White shoulder by all ranks. WO2s and SSgts Khaki pistol lanyard worn on shoulder.	
20	Medals	Court Mounted.	Not at public expense.
21	Sword	Cavalry Pattern, brown leather scabbard and sword knot.	
22	Sam Browne	Brown leather, with whistle.	
23	Parade Belt (ORs)	As Serial 7 above.	
24	Rank Badges	Officers: Bath Star $\frac{3}{4}$ size plain bright metal, plain crown. ORs: Khaki worsted.	ORs may also wear authorised qualification badges. Full Cpls and above QDG(Bays style) cipher worn on sleeve.
25	Tie	Cream braid Khaki braid. Officers: White. SNCOs: Cream.	As issued.
26	Shirt	As issued	As issued.
27	Footwear	Officers/WOs: Brown Oxford. ORs: Black Ammunition Boots.	As issued.
28	Socks	Officers/WOs: Fawn. ORs: Black.	As issued.
29	Gloves	Officers/WOs: Brown leather.	

### Combat/Training Dress (No 8)

Ser	Order of Dress/Item	Description	Remarks
(a)	(b)	(c)	(d)
30	Beret	Blue.	
31	Badge	See Serial 1 above.	
32	Belt	Officers/SNCOs: 58 Pattern Web Belt.	

ORs: Issued Green Belt.

33	Rank/Regiment Slides	Cream embroidered on Olive Green material with rank insignia and title:  <b>QDG</b>	Issue DPM slides worn in the field. LCpl's: Two stripes. Cpl's: Two stripes with the Bays Cypher above. Sgt's: Three stripes. SQMS: Four stripes with a crown above.
----	-------------------------	---	---

### Mess Dress (No 10)

Ser	Order of Dress/Item	Description	Remarks
(a)	(b)	(c)	(d)
34	Jacket	Officers: Scarlet. ORs: Blue.	Worn for some fifty years by KORBR, KINGS and QLR and their predecessors.
35	Collar Badges	Bays Cypher in cloth.	
36	Bib	Officers: Scarlet with gold ribbon along centre line. ORs: QDG Blue with gold ribbon along centre line	
37	Rank Badges	Officers: Embroidered Bath Star and crowns, $\frac{3}{4}$ size. ORs: Gold on Blue.	
38	Medals	Miniature, court-mounted.	Not at public expense.
39	Shirt	Officers: Marcello, white button, plain cufflinks. ORs: Plain white.	Officers and WOs in Cloth.
40	Trousers	Dark Blue overalls with raised white stripe on outside seam.	
41	Footwear	Officers: Mess Wellington (boxed	

		for spurs).	
		ORs: George boots and spurs.	

## Barracks Dress No 13

Ser	Order of Dress/Item	Description	Remarks
(a)	(b)	(c)	(d)
42	Cap Field Service (Forage Cap)	KINGS.	
43	SD Cap	Khaki barathea, dark brown leather chinstrap. Small (20 line) Regimental Buttons, mounted, Regimental Cap Badge.	Officers and WOs 1 only.
44	Stable Belt	Blue fastened at LHS with 2 leather straps.	
45	Officers/WOs' Shirts SNCOs/Ors Shirts	White/Cream with breast pockets and epaulettes  Cream with breast pockets and epaulettes.	Officers and WOs shirt sleeve order only. Currently worn by KINGS, it derives from the nineteenth century issue shirt.
46	Lanyard	As Serial 19 above	
47	Pullover	Officers: SNCOs: JNCOs: ORs:	Officers: Brown worsted rank badges and QDG title. SNCOs: Epaulettes and QDG rank boards, Brown Regtl V-Neck Pullover, brass rank worn on the wrist-band. WO2, may wear handed down King's Crown on wrist. JNCOs: Wristband etc. ORs: Jersey heavy wool.
48	Metal Shoulder	<b>QDG</b>	Worn on No 2 and No 13 Dress Shirt.

Titles.

49	Rank Badges	Officers: Bath Star $\frac{3}{4}$ size plain bright metal, plain crown. ORs: Brass.	Worn in Shirt Sleeve order or on Pullover.
50	Shirt	Officers: White coloured Khaki. WOs/SNCOs: Cream coloured Khaki	As Issued.
51	Tie	Khaki braid.	As issued (worn with Serial 50. not serial 45).
52	Shoes	Officers/WOs: Brown Oxford. ORs: Black.	As issued.
53	Socks	Officers: Fawn. ORs: Black.	
54	Officer's Cane	Officers Brown Leather covered.	Also carried in Service Dress and No 13 Dress.
55	WOs Whip	Brown whip with round silver cap embossed with QDG Garter Star or Hapsburg Eagle.	

## ***THE ROYAL SCOTS DRAGOON GUARDS (CARABINIERS AND GREYS)***

<b>Ser</b>	<b>Order of Dress/Item</b>	<b>Description</b>	<b>Remarks</b>
1	Cap Badge	An Eagle with a wreath of Laurels on the breast upon a plume inscribed WATERLOO super-imposed upon a pair of carbines crossed with a scroll across the butts inscribed ROYAL SCOTS DRAGOON GUARDS. The Eagle in silver plate remainder in gilt. The Eagle faces left.	

### **No. 1 Dress**

<b>Ser</b>	<b>Order of Dress/Item</b>	<b>Description</b>	<b>Remarks</b>
2	Forage Hat	Blue cap, yellow vandyked band and yellow welts, $\frac{3}{4}$ " gold braid decoration to peak.	
3	Uniform	Dark blue barathea of sealed pattern shade. Style is patrol pattern with side bodies and side vents, the latter being $4\frac{1}{2}$ " deep. Fully lined dark blue. Stand collar of self material, maximum height $2\frac{1}{4}$ ", with white linen collar showing $\frac{1}{8}$ " above the top of the	

jacket collar. The linen collar is secured by 5 metal studs sewn on the inside of the jacket collar. 2 Breast pockets with centre pleats or not according to regimental custom and three-point flaps with buttons; pleats to be 1 ½" wide. Pockets are approximately 6 ½" wide and 7" deep from top edge of flap. 2 hip pockets, patch type, with three-point flaps without buttons. The patch is approximately 7 1/4" wide at the mouth, 9 ½" wide at the bottom and 10" deep measured from the top of the flap. The depth varies slightly according to the height of the wearer. The top of the hip flap to run in line with the lowest button. The front is fitted with five buttons, the top button 1 ¼" from the collar seam. All buttons are of the authorized regimental design and of size, 30 ligne. No waist hooks. Collar badges are worn according to regimental custom. The sleeves are cut to a drop-in cuff, which is made open and fitted with 2 holes and buttons. The cuff is blunt pointed and measures 6" deep at the point and 2 ½" at the narrowest part. The shoulders are fitted with silver plated link chains; these chains are backed with dark blue barathea and are arrow shaped with the head of the arrow worn over the point of the shoulder. Gilt or embroidered badges are worn on the chains. Metal

			titles may be worn. Trousers blue with double yellow stripes, 1" wide, 3/16" wide.
4	Buttons		Design as for cap badge but all gilt, etched background with scalloped edge. Thistle buttons, 22 ligne, on Nos 1 and 2 dress headdress.
5	Collar Badges		As for cap badge, but smaller and in pairs. Eagles face inwards. Cloth badges for officers.
6	Rank (Ceremonial)	Badges	Embroidered rank badges, ceremonial pattern worn on shoulder chains. Gold colour yellow background. Also Prince of Wales's Feathers worn 6" from the shoulder seam on the left arm on primrose backing.
7	Parade Belt		White belt with gold plate thistle motif embossed on centre.
8	Officers boards (Ceremonial)	Shoulder	Silver chain mail on both shoulders cut into a diamond shape that hangs down arm.
9	Ceremonial Sash		Gold braided cross belt
10	Sword		Sword belt is dark blue web with brass dees for the sword slings. Worn around the waist and under the jacket. Sword Knot gold cord No 2 with gold acorn worn loose when mounted coiled when dismounted. Sword sling are thistle pattern gold lace on crimson leather.

11	Officers Gloves	Regimental brown leather pattern when brown leather Sam Browne or brown leather shoulder belt is worn; otherwise white gloves.
12	Footwear	Mess Wellington boots with spur boxes and standard swan necked spurs.
13	Socks	Black socks.

### **Service Dress (No. 2)**

<b>Ser</b>	<b>Order of Dress/Item</b>	<b>Description</b>	<b>Remarks</b>
14	Forage Cap	As Serial 2 above. Cap, Khaki, Peaked. (Service dress cap). Khaki drab with brown leather chin strap and black piping around the crown regimental pattern side buttons size 22 ligne. Authorised for wear on appropriate occasions.	
15	Service Dress Tunic and Trousers	Issued Service Dress	
16	Collar Badges	As for cap badge, but smaller and in pairs. Eagles face inwards.	
17	Tunic Buttons	Brown leather buttons for officers.	

18	Lanyard	White cord on left hand shoulder.	For Sergeant and below only.
19	Medals	Court mounted	Not at public expense.
20	Sword	Sword belt is dark blue web with brass dees for the sword slings. Worn around the waist and under the jacket. Sword Knot gold cord No 2 with gold acorn worn loose when mounted coiled when dismounted. Sword sling are thistle pattern gold lace on crimson leather.	
21	Cross belt	Brown leather.	
22	Parade Belt (OR)	Brown leather regimental pattern cross belt. With large eagle on belt pouch.	
23	Rank Badges	Rank shown in white on a khaki background on both upper arms. Officers on shoulder. Also Prince of Wales's Feather's worn 6" from the shoulder seam on left arm on black backing.	
24	Tie	Khaki tie of regimental pattern.	
25	Shirt	As issued	
26	Footwear	Brown leather shoes.	Warrant officer class 2 and above OR's - black drill boots.
27	Socks	Khaki socks.	
28	Officers Gloves	Brown leather.	

**Combat/Training Dress (No. 8)**

Ser	Order of Dress/Item	Description	Remarks
29	Beret	Grey.	
30	Badge	An Eagle with a wreath of Laurels on the breast upon a plume inscribed WATERLOO super-imposed upon a pair of carbines crossed with a scroll across the butts inscribed ROYAL SCOTS DRAGOON GUARDS. The Eagle in silver plate remainder in gilt. The Eagle faces left.	
31	Badge Backing	Black square to size of cap badge measuring 2" by 1 ½". Officers black background cut around cap badge.	
32	Stable Belt	Green belt.	
33	TRF	Royal blue with yellow van dyke pointing downwards.	
34	Rank/Regt Slides	Gold embroidered on Olive Green material with rank insignia and title: SCOTS D G	

### Mess Dress (No. 10)

Ser	Order of Dress/Item	Description	Remarks
35	Jacket	Scarlet superfine cloth with yellow velvet collar and cuffs. Collar opening secured by gold gimp loop. Embroidered collar badges. Thistle pattern gold lace 1" wide on collar, cuffs and front edges of jacket. Small gilt regimental buttons on shoulder. Twisted gold shoulder cords with small embroidered badges of rank. Lined scarlet silk.	
36	Collar Badges	As for cap badge, but smaller and in pairs made of cloth.	
37	Waistcoat	Black Stewart tartan with brass buttons with Eagle insignia.	Warrant officer's and Sergeants Mess only.
38	Rank Badges	Gold with yellow background worn on upper arm. For officers worn on shoulders.	
39	Medals	Miniature, court-mounted	Not at public expense.
40	Shirt	White, regimental pattern and bow tie.	
41	Trousers	Dark blue barathea with double stripes of yellow 1" wide and 3/16" apart.	
42	Footwear	Officers: Mess Wellingtons (boxed for spurs, worn	

by field officers and adjutants).OR: George boots with spurs.

### **Barrack Dress (No. 13)**


<b>Ser</b>	<b>Order of Dress/Item</b>	<b>Description</b>	<b>Remarks</b>
43	Cap Field Service (Side Hat)	None.	
44	SD Cap	Blue and yellow van dyke Officers brown with black piping and WO's brown with brown piping.	
45	Stable Belt	Blue, red, yellow and grey with leather strap.	
46	Officers/WOs Shirt	White coloured.	
47	Lanyard	White cord on left hand shoulder.	
48	Pullover	Light Grey with v shaped neck.	
49	Metal Shoulder Titles	Gold colour SCOTS DG	
50	Rank Badges	Rank shown in white on a khaki background on both upper arms. Officers on shoulder. Also Prince of Wales's Feather's worn 6" from the shoulder seam on left arm on black backing.	
51	Shirt	Sand coloured.	

Scots DG

52	Tie	Khaki tie of regimental pattern.
53	Shoes	Brown leather.
54	Socks	Sand colour.
55	Officers Cane	As issued by Sqn.

## THE ROYAL DRAGOON GUARDS

Serial (a)	Main Features (b)	Description (c)
1	<p>Cap Badge</p> <p>An 8 pointed Star of St Patrick in silver surmounted by a garter blue circle, bearing a polished gold inscription 'ROYAL DRAGOON GUARDS'.</p>	<p>A 8 pointed Star of St Patrick in silver surmounted by a garter blue circle, bearing a polished gold inscription 'ROYAL DRAGOON GUARDS' around the top 2/3rd's of circle. At the 6 O'clock position MCMXCII is inscribed in polished gold. To represent the date of amalgamation, 1992. Inside the circle is the red cross of St George set in a white field. Surmounted on top of the Cross of St George is a polished gold Enniskillen castle flying the flag of St George to the left. The castle is mounted on a polished gold scroll inscribed 'Inniskilling'.</p> <p>The St Patrick Star derives from the Cap Badge of the 4th Royal Irish Dragoons our senior antecedent regiment. With the Inniskilling Castle being that of the Inniskillings (6th Dragoons) cap badge. The St Georges cross at the centre of the St Patrick star is taken from the 4/7th Royal Dragoon Guards cap Badge.</p> <p>The Soldiers cap badge is 45 mm x 45 mm</p> <p>The cap badge worn in berets by officers and senior NCO's is a smaller representation of the soldiers badge with smaller dimensions 30mm x 30 mm. The same badge is worn as collar badges by all ranks in No 1 and No 2 Dress.</p> <p>An embroidered cap badge 30mm x 30mm may be purchased for the side cap.</p>
2	Collar Badge	<p>As Officers and Senior NCO's Cap badge.</p> <p>N.B. The collar dogs are a pair with right and left flying flags respectively.</p>
3	Facing Colour (Dress)	
4	Tunic Buttons	Flat topped 40 line buttons inscribed RDG in Italic

5	TRF	<p>A black diamond 2" x 2" filled with black at the top with one old gold above two maroon chevrons filling the bottom 2/3<sup>rds</sup></p> 
6	Lanyard	White worn on the left shoulder by all ranks less offices and Warrant Officers.
7	Stable Belt	<p>Maroon, Gold and Green Horizontal Bands, side fastening on left with two black leather straps.</p> <p>Maroon – Pantone 188C (R118, G35, B47)</p> <p>Green – Pantone 3435C (R21, G71, B52)</p> <p>Gold – Pantone 7751C (R202, G182, B75)</p>
8	Special Arm Badge Special Distinction	<p>Regimental Flash: A black diamond 2" x 2" filled with black at the top with old gold and maroon chevrons filling the bottom 2/3<sup>rd</sup>'s. This is worn on the upper left arm by all members of the Regiment in Service Dress.</p> <p><i>History:</i> This 'flash' represents the TRF worn by the 4/7 RDG in 1940 as members of the BEF. After an Army Order from GHQ demanded, 'all units of the BEF remove forthwith badges of recognition from battle-dress', in order to conceal our identity and order of battle. Some months later the order was rescinded the Regiment however chose to leave the flash on the jacket. It was adopted in the next edition of Dress Regulations and remained an integral part of Regimental dress until 1992, (amalgamation) when it was transferred to the No 2 Dress (Service Dress) tunic. The design of this flash was taken from that painted onto the steel helmets worn at the time. The idea was that of the Adjutant, Captain (later Major General d'Avigdor - Goldsmid) who suggested it should be made from a worsted material.</p> <p>This flash isn't to be confused by the current TRF worn by the Regiment in No 8 Dress.</p>

## Brief Details of Uniform under Orders of Dress

### Nos 1 and 3 Dress

Serial (a)	Main Features (b)	Description (c)
9	<u>No 1 Dress Hat</u> <u>(Officers)</u> .	Officers Male and Female: The No 1 Dress Hat is a dark navy blue cap, with navy blue velvet band and piping with a dark navy blue welt around the crown. The cloth has 3 welts. Chin strap of black patent leather 5/8" wide, buttoned on to small Regimental buttons, positioned immediately behind the corners of the peak. The peak of black plastic droops at an angle of 45 degrees and is 2" deep (C15 pattern). The peak is embroidered on the outer edge with plain gold embroidery 3/4" wide. It has large Regimental Cap Badge mounted front centre with no backing cloth.
	ORs	ORs Male and Female: The hat to be worn is the regulation issue No 1 Dress Navy Blue Hat, with Royal Blue cloth band and piping.  The Chin Strap is secured with two No 22 line buttons placed 1½ " behind the peak. It is to be fitted to rest on the peak.
10	Tunic Collar Badge Special Arm Badge ( <i>if any</i> ) Tunic Buttons	<i>See Below</i>
11	Rank Badges	Officers: 5/8" Screw gilt and enamel.  OR: <u>JNCO's</u> . JNCO's are to wear the regulation issue gold badges or rank with shamrock embellishment on a scarlet background, on the right sleeve only. When badges of rank are worn the distance from the top of the sleeve to the lowest point on the chevron(s) are to be:  a. 1-bar 9"

b. 2-bar 9.5"

SNCO's. SNCO's are to wear the regulation issue gold badges of rank with shamrock embellishment on a scarlet background, on the right sleeve only.

When badges of rank are worn the distance from the top of the sleeve to the lowest point on the chevron(s) is to be 10.5"

SSgt's are to wear the regulation issue SSgt's gold crown on a scarlet backing. It is to be worn so as to be in line with the vertical line running through the chevrons and the base of the crown is to be level with the uppermost points of the chevrons.

Exceptions to this are as follows:

Officers' Mess SSgt.

Those holding the post of SQMS. (Not applicable to SQMS(T))

Those listed above are to wear a stay-bright or metal SSgt's crown on a scarlet backing cloth in place of the woven crown. The backing cloth is to extend beyond the badge of rank by 5mm all round.

WOs. Warrant Officers are to wear the Regulation issue gold badges of rank on a scarlet background, on the right arm only. The badge is to be worn so that the lower edge of the backing cloth is 6.5" from the bottom of the sleeve, with exception of those holding the post of RSM and SSMs.

SSMs are to wear a stay-bright or metal Warrant Officer Class 2 crown on a scarlet backing cloth cut to shape in place of the woven badge rank. The backing is to extend beyond the badge of rank by 5mm all round. The badge is to be worn so that the lower edge of the backing cloth is 6.5" from the bottom of the sleeve.

The Regimental Sergeant Major is to wear the regulation (RAC) issue warrant badge on both arms.

All other RDG cap badged WO1's are to wear the warrant badge on the right arm only.

SNCO Rank Badge: An embroidered cap badge representation 4 cm in diameter is to be mounted on a 5cm black felt circle on the lower left cuff of all SNCO's No1 and Service Dress.

White Horse of Hanover: A silver staybright horse facing rearwards, representing the White Horse of Hanover. It is to be mounted on green felt in the centre of the SNCO's chevrons on the right arm. For Warrant Officers it is to be mounted below the badge of rank on the right cuff.

History: The white horse of Hanover was presented to the 5<sup>th</sup> Dragoon Guards by King George III in recognition of the contribution made by the regiment in the campaigns of 1794 and Le Cateau in 1776. Lord Baden Powell as Commanding Officer made it part of his SNCO's Mess Dress in 1898. The horse faces rearwards to represent the depiction on the Regimental Standard.

12            Trousers

Overalls. Close fitting green barathea overalls with 2 1/4" wide gold stripe machined on outsides are to be worn. The overalls have two fob pockets and button fly. Plain tops. The overalls are fastened at foot with a black leather strap and buckle.

Skirt:: green barathea skirt for officers, issued green skirt for ORs cut to same design as standard issued skirt.

13            Accoutrements

Officers Cross Belt

In addition to the Regimental pattern cross belt, all old Regimental pattern cross belts may be worn, as approved by the Adjutant.

Ceremonial: crimson sash, gold sword slings (or shoulder belt)

Non-Ceremonial: brown leather Sam Browne (or shoulder belt)

		<u>ORs Belt</u> Parade Belt and clasp details Red Sash for WOs/NCOs etc
14	Sword <i>Including scabbard &amp; sword knot</i>	Officers: The sword is the 1912 pattern cavalry officer's sword. With silver plated ceremonial scabbard, white grommet and gold sword knot (untied).  OR's: Cavalry Trooper's sword 1908 pattern with nickel silver scabbard and white grommet.
15	Footwear <i>Including spurs</i>	<u>Wellington Boots.</u> <b>Officers:</b> Black leather Wellington boots are to be worn with standard length, swan length, swan neck spurs on all duty occasions. If No 1 Dress (Blues) is specifically authorized for wear on a non-duty occasion (e.g. in place of No 10 Dress (Mess Dress)), then Regimental pattern straight spurs will be worn. <b>ORs:</b> George Boots with swan neck spurs for Cpl and above (not at public expense).  <b>Females</b> black Gibson style shoe for parades or black court shoes.
16	Gloves	<u>White Cotton Gloves.</u> Plain tight weave white gloves, with 3 ribbed lines on back, are to be worn.

## Nos 2 and 4 Dress

Serial (a)	Main Features (b)	Description (c)
17	Hat	As No 1 Dress Hat.
18	Jacket	<u>Officer/Soldier:</u> Regulation Issue male and female Service Dress Jacket is worn.
19	Trousers/skirt	<u>Officers/Soldiers:</u> Regulation Issue RDG, Green Barathea.
20	Cross Belt	Officer: A brown leather crossbelt with whistle and strap. Cartouche pouch and Regimental Cypher is to  RDG

		be worn.
		Soldier: As above without the whistle and strap. A plain nickel cap badge representation is worn in place of Regimental Cypher.
21	Shirt and Tie	Officers/Soldiers: Issue Khaki No 2 Dress Shirt with Issue Khaki woven braid tie.
22	Shoes	<p>Officers: Black toe-capped, half brogue Oxfords are to be worn. Female officers to wear similar to male officers or black court shoes.</p> <p>Soldiers: Warrant Officers will wear George boots (not at public expense). Female soldiers to wear similar black Gibson style shoe or black court shoes.</p> <p>OR's: Shoe DMS as Issued</p>
23	Gloves	<p>Officers and Warrant Officers: Gloves are to be of dark brown leather, unlined, with button wrist and three ribbed lines on back. This is the RMAS pattern.</p> <p>Soldiers: None</p>
24	Socks	<p>Officers: Maroon coloured socks are to be worn.</p> <p>Soldiers: As Issued</p> <p>Females: 15 denier flesh coloured stockings</p>
25	Medals	All: When worn, medals should be court-mounted.
26	Sword	Officers: Model L2A1 with dark brown leather scabbard fitted with 2 brass rings is to be worn complete with grommet and knot. The knot is to be worn untied. The slings are to be made from brown leather and fitted to the jacket by the Regimental Tailor.
27	Blackthorn Cane	<p>Officers: A 27" long Blackthorn cane is to be carried when not carrying a sword. A silver ring with the Officer's initials may be mounted 6cm from one end.</p> <p>All Warrant Officers: A 34" Blackthorn walking stick is to be carried. A silver ring with Squadron title is to be carried by the relevant SSM's.</p>

## Nos 5 and 8 Dress (WARM WEATHER/TEMPERATE)

Serial (a)	Main Features (b)	Description (c)
28	<i>As above</i>	
29	Beret	Rifle green for all ranks
30	Cap Badge	As per Ser 1.
31	Badge Backing	Officers and SNCO's: Maroon Diamond Patch, 3 cm square, sewn on beret. Bottom point of diamond to touch hat band.  OR's: As officers and SNCO's but 4.5 cm square.
32	Belts	Officers: 58 Pattern Web Belt (not at public expense)  OR's: 90 Pattern Web Belt for field use only. Stable Belt for barrack use only.
33	Stable Belt	Maroon, Gold and Green horizontal bands side fastening with two black leather straps.
34	Rank Slides	Officers: Olive Green material with yellow 2 cm rank badges sewn on slide. Title RDG is embroidered in black.  OR's: Olive Green material with rank insignia and title embroidered in black.  For field use DPM Slides are worn with the same rank insignia, however the regimental title is embroidered in gold.
35	TRF	As per Ser 5.

## No 10 Dress

Serial (a)	Main Features (b)	Description (c)
36	Hat	Officers: No 1 Dress Hat

		WO & SNCO's: None
		CPL's: None
37	Jacket	<p>Officers Male and Female: The Regimental pattern Mess Jacket is scarlet refine with blue velvet collar and painted cuffs. There is a 2" stand collar rounded at the front and fastened by a gold Russia loop to a hook. Gilt teat studs run from base of the collar down the left front edge. 1" gold double scalloped diamond weave lace around edge of collar, down front edges and around button edge with 2 loops at back whose centres are blue velvet. Velvet cuffs are pointed and edged 1" gold lace with no buttons. Regimental embroidered collar badges are worn approximately 1" back from the collar end and "East-West" points are to align with the base of the collar lace.</p> <p>WO &amp; SNCO's: The Cavalry pattern scarlet jacket with Royal Blue cuffs and collar is worn, edged all round with 1.5 cm of Shamrock Gold Braid.</p> <p>CPL's: The 1939 pattern Scarlet jacket with Royal Blue roll collar and cuffs is worn.</p>
	Vest	<p>Officers Male and Female : The Regimental pattern Mess Vest is garter blue refine (or velvet) with 1 7/8" self stand collar trimmed with 1" lace or jacket. Fronts are fastened with hooks and eyes and each edge is laced with 1" gold lace. Teat studs run from base of collar to bottom of left edge. Four welted pockets to front. Back lining blue twill with strap and buckle across waist. The complete inside is lined white.</p> <p>WO &amp; SNCO's: The Royal Blue high collar waistcoat (bib) edged in 1.5 cm Shamrock Gold Braid and 50 Gold Studs down the front is to be worn.</p> <p>CPL's: The blue Regimental waistcoat is to be worn. With 5, 22 line regimental buttons (not at public expense).</p>
38	Trousers	Officers: As No 1 Dress (Blues).

		WO & SNCO's: As No 1 Dress (Blues).
		CPL's: As No 1 Dress (Blues).
		Females: Brunswick green satin backed crepe ankle length skirt
39	Shirt and Tie	<p>Officers: A Plain white collarless shirt with double cuffs is to be worn.</p> <p>WO &amp; SNCO's: A Plain white collarless shirt with double cuffs is to be worn.</p> <p>CPL's: Only "Marcel" (Golf Ball) pattern dress shirts are to be worn. No ruffs or other embellishments are permitted. Buttons should be either concealed or white in colour. Cufflinks are to be worn.</p>
40	Boots	<p>Officers: Wellington boots with straight-neck spurs are to be worn.</p> <p>WO &amp; SNCO's: George Boots with Swan Neck Spurs.</p> <p>CPL's: George Boots with Swan Neck Spurs Cpl's only. LCpl's shoes DMS.</p> <p>Females: black court shoes</p>
41	Socks	All: Green / Maroon
42	Rank Badges	<p>Officers: Woven gold cord shoulder boards, with 7/8" silver braid badges of rank and Regimental medium screw button to fasten. The buttons are to read RDG from point of shoulder. Gold lace gimp chain around the base of the jacket collar.</p> <p>WO &amp; SNCO's:</p> <p>CPL's:</p>
43	Medals	Miniature medals should be worn at all times and should be court-mounted.
44	Embellishments	Officers: Subalterns are to wear scarlet refine epaulettes with pointed ends edged with gold cord, bearing 5/8" silver braid badges of rank. The epaulettes are each fastened by a medium Regimental button. These are sewn on top of the sleeve and the point should almost touch the collar. Buttons to read

RDG from point of shoulder.

WO & SNCO's:

CPL's:

## No 11 Dress

Serial (a)	Main Features (b)	Description (c)
<i>As above</i>		

## Nos 13/14 Dress

Serial (a)	Main Features (b)	Description (c)
45	Hat	<p>Officers: Service Dress Hat or Side Hat.</p> <p><u>Service Dress Hat:</u> This is made of a light shade of khaki barathea. It is the exact shape and style of the No 1 Dress Hat except there is no piping around the crown. The chinstrap is of dark brown leather and a green diamond cloth of size 1 1/2" backs the large enamel cap badge.</p> <p><u>The Regimental Side Hat:</u> The Regimental pattern Side Hat may be worn instead of the Service Dress Hat. It is made in the Austrian style entirely in Brunswick Green. An embroidered cap badge (the same as the left No 10 Dress (Mess Dress) collar badge) is worn on the forward left of the hat with the flag flying rearwards.</p> <p>Warrant Officers: Service Dress Hat</p> <p>SNCO's and Below: No 1 Dress Hat</p>
46	Jersey	<p>Officers: Regimental pattern jersey. Dark Green Crew Neck without vents. With small anodized metal badges of rank on dark green slides with white "RDG" on the</p>

RDG

edge. The stars are aligned so that the 2 top crowns in the centre of the Star are closest to the neck.

WO & SNCO's: As above with khaki rank badges

CPL's: Jersey Heavy Wool with Cross belt for 'Best Barrack' dress

47        Trousers

Officers: Green barathea No 2 Dress (Service Dress) Trousers.

WO & SNCO's: As above

CPL's: As above

Females: green barathea No 2 Dress skirt

48        Shirt

Officers and Warrant Officers: Officers' pattern shirt and tie.

SNCO's and below: As per service dress Ser 21

49        Socks

Officers: Maroon

WO & SNCO's: As issued

CPL's: As issued

50        Boots

Officers: Black toe-capped, half brogue Oxfords are to be worn. Black court shoes for females

Soldiers: Warrant Officers will wear George boots (not at public expense). SNCO's shoes DMS. Black court shoes for females

OR's: Shoe DMS as Issued. Gibson style shoes or black court shoes for females.

## UNIFORMS FOR THE ROYAL DRAGOON GUARDS PIPES AND DRUMS

1. This uniform will be worn by all Pipers in The Royal Dragoon Guards P&D band. The uniform below is for Full Dress and No1 Dress, in the case of No2 Dress the khaki tunic should have the skirts rounded (as worn by the Scottish infantry).

a. Bonnet. A Caubeen, dark green with large RDG badge. (For small quantities, embroidered badges may be more economical). The Caubeen will have a **green** hackle.

d. Tunic. A green doublet with upright collar, rounded cut away front skirts and no external pockets. Pipe Major's collar may be edged along top edge and front ends with 5/8<sup>th</sup> inch gold Shamrock lace and his shoulder straps can be edged with similar lace (except across their outer ends). Doublet should have Patrol Cut Back. The Gauntlet Cuff is preferred to the Round Cuff. Pipe Major would have a row of 5/8<sup>th</sup> inch gold Shamrock lace on cuff along its top edge and (on outside face only) down rear edge. Loops on cuffs for Pipe Major to be of gold Russia braid (or thin gold cord) and for the Pipers the loops would be of yellow worsted Russia braid (or thin yellow cord).

e. Buttons. Regimental buttons in gilt colour.

f. Belts. "Baldrick" shoulder belt. Black, wide with large buckle tip and slide, at least one of which will wear an RDG device. The waist belt will match the shoulder belt. It will be wide with a large rectangular waist belt-plate to match the shoulder belt fittings, of curved cross section with an RDG device. The metal fittings are to be of either gilt or silver in colour but must match. If decorated a shamrock will be a suitable motif.

g. Kilt. Plain saffron in colour. Kilt pin to bear a small regimental badge.

h. Plaid. The Regiment would like a small shoulder plaid (the *brath*) that matches the kilt, trimmed with gold fringe and lined in maroon.

i. Purse. The Regiment would like a leather purse with a regimental badge.

The leather purse to match the belts. The purse to carry a regimental badge but will remain in all other aspects very plain.

j. Hose. Plain green with primrose garter tabs.

k. Footwear. The Regiment would like brogues with a large silver buckle.


These would match the silver fittings on the belts.

l. Cloak. The cloak is to be sleeveless, dark green with maroon lining, similar to The Irish Guards Pipers pattern but with gilt regimental buttons and if possible RDG badges to the gilt collar chain.

## **ROYAL DRAGOON GUARDS DRUMMERS UNIFORM**

2. The proposed drummers' uniform will in full dress include a brass helmet with plume, a scarlet tunic, with a blue velvet collar and cuffs trimmed with a yellow worsted cord. Overalls and george boots will be boxed with swan neck spurs. The no 1 dress cap to be worn with the normal no1 or no2 dress of the regiment on appropriate occasions. The rha pattern dark blue cloak is appropriate and acceptable. White drum carriage belts with brass fittings that conform with the waist belt are appropriate.

## THE QUEEN'S ROYAL HUSSARS

Serial (a)	Main Features (b)	Description (c)
1	Cap Badge	<p>A maid of Erin Harp superimposed upon the monogram Cypher; QO (argent) surmounted by the Royal Crest. Below a scroll; THE QUEEN'S ROYAL HUSSARS in gold lettering on blue ground.</p> <p>Silver and gilt plated worn on red forage cap, embroided bullion version worn on green beret (Officers &amp; RSM).</p> <p>Also worn on khaki whip cord forage cap (WO2's). Bi-metal cap badge on red forage cap and green beret worn by WO2's and OR's.</p>
2	Collar Badge	Silver horse on silver ground, no scroll, looking IN. Silver plated legs voided (officers) without backing cloth and pin, white metal legs webbed (OR's) with metal backing and pin.
3	Facing Colour (Dress)	Garter Blue
4	Tunic Buttons	Five ball at front, remainder half ball. Officers brass with gilt finish, OR's anodised aluminium gold coloured finish.
5	TRF	<p>Garter blue, with central third green with two thin yellow dividing stripes (as for stable belt in miniature) - Pantone 2728 C, Pantone 102 C and Pantone 356 C</p> 
6	Lanyard	Not Worn
7	Stable Belt	Garter blue, with central third green with two thin yellow dividing stripes, with left side stirrup buckle fittings.
8	Maid of Warsaw Badge	Embroidered silver bullion badge on a scarlet background (Officers), machined embroided badge in white worsted on a red cloth background (OR's). Badges positioned 3 ½ inches from base of sleeve.
9	Beret	<p>Green beret with green silk galloon brow band.</p> <p>Embroided silver bullion badge with green backing (officers), metal bi-metal cap badge as issued (OR's).</p>

Serial (a)	Main Features (b)	Description (c)
10	Medals	<p>Medal ribbons always worn.</p> <p>Full sized medals worn on appropriate occasions.</p> <p>Medals ½ court mounted (at individual expense) or full swinging.</p> <p>Miniatures worn with No 10 Dress (mess dress)</p>
11	Tie (No 2 Dress & No 13 Dress)	<p>No 2 Dress: As issued</p> <p>No 13 Dress; Regimental cream coloured tie, silk (officers) or closely woven tie (Purchased from PRI). ORs: As issued</p>
12	Rank Badge (OR's)	<p>Correct scale version, Bi-metal cap badge less scroll with garter blue backing, for Cpls, Sgts and SSgts positioned above chevrons and for WO's positioned below badge of rank on sleeve (worn on No 2 dress). Embroidered bullion version on a garter blue backing (worn on No 1 dress)..</p>

### No 1 and No 3 Dress

Serial (a)	Main Features (b)	Description (c)
15	Headdress	<p><b>Officers.</b> Red dress hat embroidered on the outer edge with plain gold embroidery ¾ inch wide. Silver and gilt plated cap badge. (This is also worn by RSM).</p> <p><b>ORs.</b> Red dress hat with bi-metal cap badge.</p>
16	Tunic	<p><b>Officers.</b> Standard dark blue barathea cloth with a scarlet collar. Starched white linen inner collar with front gap.</p> <p><b>ORs.</b> Standard issue pattern with scarlet collar.</p>
17	Overalls (No 1 & No 10 dress)	<p><b>Officers &amp; OR's</b></p> <p>Dark blue barathea with double yellow stripes ¾ inch wide and 1/8 inch apart with leather stirrups and buckles.</p>
18	Cloak	<p><b>Officers.</b> Embroidered gold wire badges of rank, as appropriate.</p> <p><b>ORs.</b> N/A.</p>

<b>Serial (a)</b>	<b>Main Features (b)</b>	<b>Description (c)</b>
19	Overcoat	<b>Officers.</b> (Optional) Long blue cavalry pattern coat. <b>ORs.</b> As above.
20	Badges of Rank	<b>Officers.</b> Gold and gilt rank badges on red cloth backing. <b>ORs.</b> Rank badges with red cloth backing to SSgts and WO's crown.
21	Burnishers	<b>Officers.</b> Chains and fittings with half ball buttons. <b>ORs.</b> As above, no buttons.
22	Parade Belt	<b>Officers.</b> 7th or 8th Hussar crossbelt, with lace on red background, no furniture. Alternatives for Commanding Officer, Field Officer or Adjutant, 3rd or 4th Hussar, full dress crossbelt, with furniture.  Exceptions: CO, 2IC and Adjt to wear issued crossbelt pouches surmounted by royal monogram issued from Regt property for duration of appointment.  <b>SNCO's.</b> QRH pattern white crossbelt with silver furnishings including a silver pouch with correct to scale cap badge less scroll on a garter blue backing.
		<b>ORs.</b> QRH pattern white crossbelt with brass furnishings, black pouch with correct to scale cap badge less scroll (no backing). uckles and pouch. To scale cap badge without scroll on a garter blue backing.
23	Shoulder Boards	<b>Officers.</b> QRH in brass and gilt (no backing). <b>ORs.</b> Nil.
24	Sword	<b>Officers.</b> (And RSM). Wilkinson pattern with plated scabbard. Gold sword knot and slings, either pattern. <b>ORs.</b> Nil.
25	Gloves	<b>Officers.</b> White cotton. <b>ORs.</b> As above.
26	Socks	<b>Officers.</b> Grey. Green or khaki. <b>ORs.</b> As above.

Serial (a)	Main Features (b)	Description (c)
27	Footwear	<p><b>Officers.</b> (And RSM). Mess Wellington boots with spur boxes and 2½ inch silver plated swan neck spurs. Commanding Officer and Adjutant wear gilt levee spurs, Second in Command wears silver levee spurs (RSM wears Blackshaw spurs).</p> <p><b>ORs.</b> George boots with spur boxes and 2 ½ inch silver plated swan neck spurs.</p>

## No 2 and No 4 Dress

Serial (a)	Main Features (b)	Description (c)
28	Headdress	<p><b>Officers.</b> (And RSM). As for No 1 dress.</p> <p>Alternative for Officers: Regimental green tent hat furnished with shamrock lace.</p> <p><b>ORs.</b> As for No 1 dress.</p>
29	Tunic	<b>Officers &amp; ORs; As issued.</b>
30	Tunic Buttons	<p><b>Officers.</b> (And RSM). Four full ball brass and gilt buttons to front, remainder half ball.</p> <p><b>ORs.</b> As above.</p>
31	Trousers	<b>Officers &amp; ORs; As issued.</b>
32	Shirt	<p><b>Officers &amp; OR's</b></p> <p><b>As issued.</b></p>
33	Tie	<p><b>Officers &amp; OR's</b></p> <p>As issued</p>
34	Badges of Rank	<p><b>Officers.</b> 3/8 inch gilt with garter blue backing.</p> <p><b>ORs.</b> To scale cap badge (less scroll) with garter blue backing to SSgt's and WO's crown.</p>
35	Parade Belt (Cross Belt)	<p><b>Officers.</b> QRH cap badge, less scroll, on pouch. Pouch and gun spikes interchangeable with No 1 dress crossbelt. Special pouches worn by Colonel of the Regiment, Commanding</p>

<b>Serial (a)</b>	<b>Main Features (b)</b>	<b>Description (c)</b>
		Officer, Second in Command and Adjutant (also RSM). <b>WO2.</b> 7th Hussar leather crossbelt and pouch. <b>ORs.</b> Leather crossbelt adorned with Regimental pouch badge with scroll.
36	Shoulder Boards	<b>Officers.</b> QRH in brass (no backing). <b>ORs.</b> Nil.
37	Sword	<b>Officers.</b> Wilkinson pattern engraved cavalry sword, silver scabbard and leather knot. Leather slings with metal buckle. <b>OR's.</b> Wilkinson pattern plain cavalry sword <b>Query?</b> White plastic sword knot?
38	Whip/Blackthorne	<b>Officers.</b> Brown leather whip with swallow tail. Permissible embellishments; silver collar and silver nail head. <b>WO's.</b> Blackthorn stick with silver collars. RSM has a thicker blackthorn.
39	Gloves	<b>Officers.</b> (And WO's). Issue brown leather gloves with button. <b>ORs.</b> Not worn.
40	Footwear	<b>Officers.</b> Brown leather shoes with toe caps. New and lingwood pattern, semi brogue. <b>SSgts and WOs.</b> Brown Leather shoes. <b>ORs.</b> Issue boots highly polished.
41	Socks	<b>Officers.</b> Fawn socks. <b>SSgts and WOs.</b> Fawn socks. <b>ORs.</b> Issue socks.

### No 8 Dress (Combat 95)

<b>Serial (a)</b>	<b>Main Features (b)</b>	<b>Description (c)</b>
42	Headress (Beret)	<b>Officers.</b> Green beret with green silk galloon brow band.

Serial (a)	Main Features (b)	Description (c)
		Embroided bullion badge as for No 1 dress hat, with green backing to match beret. Alternative is Regimental Tent Hat. <b>ORs.</b> Green Beret with Bi-Metal cap badge (as issued).
43	Trousers	<b>Officers.</b> DPM combat trousers (as issued). <b>ORs.</b> As above.
44	Shirt	<b>Officers.</b> DPM combat shirt (as issued). <b>ORs.</b> As above.
45	Pullover	<b>Officers.</b> Jersey Heavy Wool with epaulettes and green should titles. (Optional on appropriate occasions). <b>ORs.</b> As above.
46	Coat	<b>Officers.</b> (Optional) DPM combat smock. When worn webbing belt is to be worn over DPM smock. <b>ORs.</b> As above
47	Overcoat	<b>Officers.</b> (Optional) Waterproof (as issued). <b>ORs.</b> As above
48	Belt	<b>Officers.</b> Webbing belt - as issued. <b>ORs.</b> Stable belt (in barracks), webbing belt, as issued, (out of barracks). NB: Webbing belt is to be worn over combat jacket (when worn).
49	Footwear	<b>Officers.</b> Boots (as issued) <b>ORs.</b> As above.
50	Gloves	<b>Officers.</b> (Optional). Black gloves as issued. <b>ORs.</b> As above
51	Rank/Regt Slides	<b>Officers.</b> In Barracks; Slip on slides with white embroidered badges on beige material. In the Field; Slip on slides with black embroidered badges on green denim material. <b>ORs.</b> All usage; Slip on slides with black embroidered badges on green denim material.

## No 10 Dress

Serial (a)	Main Features (b)	Description (c)
52	Jacket	<p><b>Officers.</b> Midnight blue superfine cloth with a red collar. Trimming on the collar ½ inch gold shamrock pattern lace with the lower edge lined with gold</p> <p>Russia 9. For Officers of field rank an additional decoration of gold loops in Russia 6 along the base of the collar. Epaulettes are plaited gold lace on midnight blue backing secured by a small half ball brass button. Rank insignia are 3/8 inch silver embroidery. Pockets are highlighted with gold Russia 6 lace with crows foot pattern All edging is in gold Russia 9 lace. Sleeves are decorated in plaited gold braid outlined with Russia gold 2 lace. Jacket back is adorned with crow feet in plaited gold lace. Jacket front to have 6 toggles on the right hand side. Jacket lining is scarlet.</p> <p><b>SNCO's.</b> Midnight blue superfine cloth with a red collar. Trimming on the collar ½ inch gold shamrock pattern lace with the lower edge lined with gold</p> <p>Russia 9. WO's also have epaulettes of plaited gold lace on midnight blue backing secured by a small half ball brass button. Badges of Rank are embroidered bullion shamrock lace mounted on a red backing. SSgt Rank badge is embroidered bullion shamrock on a red backing. All edging is in gold Russia 9 lace. Sleeves are decorated in plaited gold braid outlined with Russia gold 2 lace. Jacket back is adorned with crow feet in plaited gold lace. Jacket lining is scarlet.</p> <p><b>CPLs.</b> Midnight blue superfine cloth with a red collar. Trimming on the collar ½ inch gold shamrock pattern lace with the lower edge lined with gold</p> <p>Russia 9. Badges of Rank are of gold lace mounted on a red backing. Cpl Rank badge is embroidered bullion shamrock lace on a red backing. All edging is in gold Russia 9 lace. Sleeves are decorated in plaited gold braid outlined with Russia gold 2</p>

<b>Serial (a)</b>	<b>Main Features (b)</b>	<b>Description (c)</b>
		lace. Jacket back is adorned with crow feet in plaited gold lace. Jacket lining is scarlet.
53	Waistcoat	<b>Officers.</b> Scarlet superfine cloth with stand collar trimmed with gold Russia 6 on all edges and side pockets. 2 bottom pockets with “crow’s foot” decoration in gold Russia 6 lace. <b>SNCO’s.</b> As Above. <b>CPL’s.</b> White collarless shirt and Regimental commenbund.
54	Netherwear (Overalls)	<b>Officer’s.</b> Dark blue barathea with double yellow stripes $\frac{3}{4}$ inch wide and $\frac{1}{8}$ inch apart with leather stirrups and buckles (As per No 1 dress). <b>OR’s.</b> As above. <b>CPL’s.</b> As above.
55	Shirt	<b>CPLs.</b> White collarless shirt.
56	Footwear	<b>Officers.</b> Mess Wellington boots with spur boxes and $2\frac{1}{2}$ inch silver plated swan neck spurs. Commanding Officer and Adjutant wear gilt levee spurs, Second in Command wears silver levee spurs. <b>SNCOs.</b> George Boots with swan neck spurs. <b>CPLs.</b> George boots with swan neck spurs. <b>LCPLs.</b> George boots (no spurs).

### No 13 Dress

(Barrack Dress) - (Officers, Warrant Officers and SNCO’s) - (OR’s wear No 8 Dress as Barracks Dress)

<b>Serial (a)</b>	<b>Main Features (b)</b>	<b>Description (c)</b>
57	Cap Field Service (Tent Hat)	<b>Officers.</b> Tent Hat. <b>ORs.</b> Not worn.
58	Head-dress	<b>Officers.</b> Tent Hat or beret. <b>WO’s.</b> WO2 to WO1 - Khaki whipcord hat with piping on

<b>Serial (a)</b>	<b>Main Features (b)</b>	<b>Description (c)</b>
		<p>crown, 2½ inch round cavalry peak, half ball buttons. ¾ inch brown leather chin strap with tabs on keepers. Officers brass and gilt cap badge.</p> <p><b>SNCO,s.</b> Beret with bi-metal cap badge.</p> <p><b>OR's.</b> Not worn.</p>
59	Stable Belt	<p><b>Officers.</b> Garter blue, with central third green with two thin yellow dividing stripes, with left side stirrup buckle fittings (Not worn over Regimental Pullover).</p> <p><b>WO's and SNCO's.</b> As above.</p> <p><b>ORs.</b> Not worn.</p>
60	Pullover	<p><b>Officers.</b> Regimental green jersey with loops and green shoulder boards, leather buttons, brass and gilt star rank badges and QRH brass and gilt titles. Worn without stable belt.</p> <p><b>SNCOs.</b> Regimental green pullover. Worn without stable belt. RSM only wears QRH titles (brass and gilt) on epaulettes. Remainder - no epaulettes or titles.</p> <p><b>ORs.</b> Not worn.</p>
61	Trousers	<p><b>Officers.</b> Khaki drab whipcord with turn-ups.</p> <p><b>SNCOs.</b> As issued with belt loops added. Staple belt worn in summer order.</p>
62	Shirt	<p><b>Officers &amp; OR's</b></p> <p>Regimental cream coloured shirt (Purchased from PRI, supplied by Uniformal).</p>
63	Tie	<p><b>Officers &amp; OR's</b></p> <p>Regimental cream coloured tie, silk (officers) or closely woven tie (Purchased from PRI).</p>
64	Metal Shoulder Titles	<p><b>Officers.</b> QRH (brass and gilt) and badges of rank.</p> <p><b>ORs.</b> Not worn.</p>
65	Rank Badges	<p><b>Officers.</b> Brass and gilt 3/8 rank badges (no backing). In summer order worn on shirt with garter blue backing.</p> <p><b>WO's.</b> Rank wrist band. Bi-metal rank badge with garter blue</p>

<b>Serial (a)</b>	<b>Main Features (b)</b>	<b>Description (c)</b>
		<p>backing (Summer order). White badges of rank, as issued (Winter order).</p> <p><b>SNCOs.</b> White chevrons and crowns on green backing (as issued).</p> <p><b>ORs.</b> Not worn.</p>
66	Shoes	<p><b>Officers.</b> Plain dark brown calf shoes, with toe caps.</p> <p><b>SSgts and WOs.</b> As above.</p> <p><b>Sgts.</b> Issue black boots.</p> <p><b>ORs.</b> Not worn.</p>

## **UNIFORMS FOR THE QRH PIPES AND DRUMS**

1. This uniform will be worn by all Pipers in the QRH P&D band. The uniform below is for Full Dress and No1 Dress, in the case of No2 Dress the khaki tunic should have the skirts rounded (as worn by the Scottish infantry). The accompanying photographs depict a piper and a drummer. Gold lace bars on the chest and the gold lace on the collar are not to be worn.

a. Bonnet. A Caubeen, dark green with enlarged QRH badge. (For small quantities, embroidered badges may be more economical). The Caubeen will have a red and white hackle (to signify the Hussar hackle as worn with ceremonial dress).

m. Tunic. A green doublet with upright collar, rounded cut away front skirts and no external pockets. Pipe Major's collar may be edged along top edge and front ends with 5/8<sup>th</sup> inch gold Shamrock lace and his shoulder straps can be edged with similar lace (except across their outer ends). Doublet should have Patrol Cut Back. The Gauntlet Cuff is preferred to the Round Cuff. Pipe Major would have a row of 5/8<sup>th</sup> inch gold Shamrock lace on cuff along its top edge and (on outside face only) down rear edge. Loops on cuffs for Pipe Major to be of gold Russia braid (or thin gold cord) and for the Pipers the loops would be of yellow worsted Russia braid (or thin yellow cord). Collar badges featuring the white horse of Hanover facing inwards located on the collar and a gold pipers badge, on a rifle green backing, worn on the right arm below the shoulder.

n. Buttons. Regimental buttons in gilt colour.

o. Belts. A 3" patent leather piper's belt with a silver buckle festooned with a shamrock and regimental badge.

p. Kilt. A full pleated saffron kilt adorned with two green shamrock badges on the right hand side. The upper shamrock bearing the cap badge of the Queen's Own Hussars and the lower that of The Queen's Royal Irish Hussars.

q. Plaid. A rifle green shawl, (the *brath*), trimmed with a gold fringe, and lined in garter blue. The brath to be supported at the left shoulder with a white horse of Hanover broach.

r. Purse. A plain black patent leather purse supported by a belt of black leather and silver chain, the regimental badge placed centrally below the flap

- s. Hose. Plain green with garter blue gaiters (flashes).
- t. Footwear. Full brogue shoes featuring buckles etched with shamrock, the Buckle 8cm wide by 5cm. The laces of the shoes are concealed by the buckle.
- j. Cloak. The cloak is to be sleeveless, dark green with garter blue lining, similar to The Irish Guards Pipers pattern but with gilt regimental buttons and if possible QRH badges to the gilt collar chain.

## **QRH DRUMMERS UNIFORM**

- 2. The Queen's Royal Hussars P&D Drummers uniform is Regimental ceremonial dress with a gold drummers badge on a black backing on the right arm. Below is the uniform of the Drum Major.





**AUTHORISED DRESS FOR  
THE ROYAL LANCERS**

Serial	Order of Dress/Item	Description	Remarks
<b>Cap Badges and Headdress</b>			
1.	Cap Badge – Beret.  Officers and WO1s	A metal depiction of a Death's head backed with two wire bullion lances crossed at their centre with scarlet and white pennons. A blue wire bullion ceremonial banner is draped between the lances bearing the words 'OR GLORY'. The cap badge sits on shaped black felt.	<p>The cap badge content is an amalgamation of those worn by 9/12L and QRL. The skull and crossbones originate from the 17th Light Dragoons who were raised in 1759 following the death of General Wolfe in Quebec, with the Regiment's motto of a Death's Head and the words 'Or Glory' chosen in commemoration of him. The Death's Head motto was retained through the 17/21L and QRL into the RL.</p> <p>The crossed lances and scroll are taken from the 9/12L cap badge. Lances featured centrally on the Cap Badges of both the 9<sup>th</sup> and the 12<sup>th</sup>. The scroll originated from the</p>

Serial	Order of Dress/Item	Description	Remarks
			<p>9<sup>th</sup>, originally containing the word “Lancers”.</p> <p>When it is worn on headdress it is referred to as a 'Motto'.</p> <p>When worn in the field a bronze subdued version of the Death’s head is to be worn.</p>
2.	<p>Cap Badge – Beret.</p> <p>Other Ranks</p>	A metal depiction of a Death’s head backed with two cotton thread lances crossed at their centre with scarlet and white pennons. A blue cotton thread banner is draped between the lances bearing the words ‘OR GLORY’. The cap badge sits on shaped black felt.	
3.	<p>Cap Badge – Forage Cap</p> <p>Officers and WO1s</p>	A metal depiction of a Death’s head backed with two wire bullion lances crossed at their centre with scarlet and white pennons. A blue wire bullion ceremonial banner is draped between the lances bearing the words ‘OR GLORY’. The cap badge sits on shaped scarlet felt.	

Serial	Order of Dress/Item	Description	Remarks
4.	Cap Badge – Forage Cap  Other Ranks.	An all metal, nickel silver depiction of a Death's head backed with two lances crossed at their centre. A metal scroll adorns the bottom with the words "OR GLORY". The pennants will be in red and white enamel and the scroll in blue enamel.	Subject to confirmation that the IPT can manufacture the badge with coloured enamel.
5.	Cap Badge – Barrack Dress Hat.  SSgt and above	An all metal, nickel silver depiction of a Death's head backed with two lances crossed at their centre. A metal scroll adorns the bottom with the words "OR GLORY". The pennants will be in red and white enamel and the scroll in blue enamel.	
6.	Forage Cap.  Officers and WO1s	Scarlet peaked cap with quartered black piping and leather chinstrap resting on a gold wire bullion passing peak. The chinstrap (stud on the left) is secured by two small buttons as described in Serial 11.	The black piping breaks the cap into quarters which serves to represent the four corners of the ceremonial Czapka (square topped lance cap of polish origin worn in ceremonial dress by both 9/12L and QRL).  The passing peak was only worn by Officers with field status in the 9/12L. On

Serial	Order of Dress/Item	Description	Remarks
			<p>amalgamation the RL authorised its wearing for all Officers and RSMs, this practice was taken directly from QRL regulations.</p> <p>The scarlet Forage Cap is identical to that previously worn by the 9/12L and also represents the colour of the 16/5L.</p> <p>In 1846 all light cavalry regiments were instructed by Horse Guards to adopt blue tunics in order to distinguish them from the heavy cavalry. The 16th Lancers had adopted scarlet in 1830 and had become attached to it. As a result the Regiment petitioned Queen Victoria directly that they be allowed to maintain their scarlet. The petition was granted and the 16th became the only light cavalry regiment to wear scarlet. They quickly became known as 'The Scarlet Lancers'.</p> <p>The practice of wearing the ORs chinstrap on the peak (9/12L wore it resting on the black piping directly above the peak) is taken directly from the QRL and onto the RL.</p>

Serial	Order of Dress/Item	Description	Remarks
			<p>The hat is to be brushed in a circular pattern.</p> <p>Remembrance poppies are worn behind the securing button on the left hand side of the cap.</p>
7.	<p>Forage Cap.</p> <p>Other Ranks</p>	<p>Scarlet peaked cap with quartered black piping and a black plastic chinstrap resting on the peak. The chinstrap (stud on the left) is secured by two small buttons as described in Serial 12.</p>	
<p><b>Number 1 Dress – Blues</b></p>			
8.	<p>Tunic.</p> <p>Officers and WO1s</p>	<p>Blue tunic (similar in style to that worn by ORs) with a full scarlet collar trimmed with a 1" gold band; scarlet piping dresses the seams in the arms and back.</p> <p>The jacket is secured by five inline (line 30)</p>	<p>Other than the addition of gold trim on the scarlet collar, the jacket is identical to that previously worn by 9/12L. The gold trim echoes that which decorated the collars of both 9/12L and QRL mess dress jackets.</p>

Serial	Order of Dress/Item	Description	Remarks
		buttons (as described in serial 4) with two securing the breast pockets and two on each cuff. Cavalry pattern chain mail is mounted on the shoulders.	The scarlet piping in the rear seams of the jacket is retained in recognition of both the 16/5L and 9/12L, scarlet featuring predominantly on the uniforms of both regiments.
9.	Tunic.  Other Ranks	Issued blue No 4 pattern jacket with the addition of two scarlet arrow shaped collar gorgets. The jacket is secured with five inline (line 30) buttons with one securing each breast pocket. Cavalry pattern chain mail is mounted on the shoulders.	The scarlet, arrow shaped gorgets are an amalgamation of those worn previously by 9/12L and QRL. The former wore scarlet gorgets rounded at the end, the latter wore white gorgets arrow shaped at the end.
10.	Overalls  All Ranks	Cavalry pattern Patrol overalls with two ¾" white stripes ¼" apart astride the outer seam on both legs.	The Cavalry Patrol overalls with white stripes were worn by both the 17/21L and QRL and are adopted by the RL.  Cavalry pattern overalls also have leather boot straps.  The white in the trousers and the scarlet in the jacket are a deliberate visual reference to the colours contained in the lance pennant.

Serial	Order of Dress/Item	Description	Remarks
11.	Collar Badges.  All Ranks	Gold, metal, stay-bright depiction of Queen Adelaide's cipher. Secured by a cotter pin on the reverse of the collar.	On 26 June 1830 the 9 <sup>th</sup> provided the escort for King William IV on his accession. The Regiment was reviewed by the King on 22 Jul 1830 and the next day he directed that they should assume the title "9 <sup>th</sup> Queens Royal Lancers". The Monogram of his Royal Consort, Queen Adelaide became part of their insignia.  Queen Adelaide's cipher was worn on the Warrant Officer's leather pouch by the 9/12L; it is retained as a Collar badge by the RL.
12.	Shoulder Titles  All Ranks	The words 'ROYAL LANCERS' in gold stay-bright metal.	The words sit on top of each other.  Secured to the chain mail by pinch pins.
13.	Buttons.  Officers and WO1s	Dome shaped brass button mounted with a depiction of a Death's head backed by lances crossed at their centre; the design is the same as for the RL cap badge.	

Serial	Order of Dress/Item	Description	Remarks
14.	Buttons  Other Ranks	Dome shaped stay-bright button mounted with a depiction of a Death's head backed by lances crossed at their centre; the design is the same as for the RL cap badge.	
15.	Girdle  Other Ranks	2 ¼" wide webbing belt scarlet and bunting yellow in colour (yellow, scarlet, yellow, scarlet, yellow). Secured by three twisted cord loops and three brass toggles.	The Girdle was common to the 9/12L, QRL and their antecedent regiments.  Whilst the girdle was worn in No.1 dress by all ORs in the QRL, it was only worn by the Guidon escorts in the 9/12L. It was adopted for wear across all ORs by the RL.
16.	Pouch Belt  Officers and WO1s	Officers and WO1s are permitted to wear pouch belts originating from any one of the antecedent regiments.	A new RL pouch belt will also be commissioned; the pouch box will be mounted with the Queen's Badge.  The Queen's Badge was awarded to the 16/5L upon its designation in 1952 as a Royal Regiment, shortly after HRH Princess Elizabeth was appointed Colonel-in-Chief. The Badge, designed by the Queen, is

Serial	Order of Dress/Item	Description	Remarks
			<p>constituted of Queen Charlotte's cipher, awarded to the 16<sup>th</sup> The Queen's Light Dragoons in 1766 after gaining considerable reputation for their exploits in Spain during the Seven Years' War, and the 5L "Irish Harp" dating back to 1689 in recognition of their heritage as the Royal Dragoons of Ireland.</p> <p>Originally for use as cartridge pouches these are now only worn as a ceremonial accoutrement.</p> <p>Sword lines and ceremonial knots are to match the pouch belt being worn as per serial 23.</p>
17.	<p>Pouch Belt</p> <p>Other Ranks</p>	Black plastic pouch box mounted with a chrome plated Queen's Badge. The pouch box is mounted on a white plastic cross belt with silver buckles	The Pouch belt will ordinarily sit across the left shoulder adjacent to medals worn above the left breast pocket. Soldiers in possession of medals which extend the full width of the pocket are permitted to pass the pouch belt

Serial	Order of Dress/Item	Description	Remarks
			under the back board to prevent medals being obscured and to facilitate drill.
18.	Ceremonial Lines  Other Ranks	Bunting yellow worsted square cord measuring an average of 3 metres, adorned by two pear moulds and three Turks heads.	Worn by ORs only.  The practice of wearing ceremonial lines in No1 dress was taken directly from QRL dress regulations. Prior to amalgamation 9/12L wore lines in ceremonial dress only.
19.	Badges of Rank  Officers	Bath Star or Queen's Crown $\frac{3}{4}$ size made of gilt metal.	The $\frac{3}{4}$ sized Bath star and Queen's crowns were previously worn by the 9/12L and were adopted by RL on amalgamation.
20.	Badges of Rank.  Warrant Officers	A Warrant Officer's coat of arms in gold backed with shaped scarlet felt.	The scarlet backing worn behind ORs badges of rank is in recognition of both the 9/12L and 16/5L.  All WO2s wear an RQMS wreath regardless of appointment. This was taken from 9/12L and adopted by the RL. The RQMS(A) and

Serial	Order of Dress/Item	Description	Remarks
			RQMS(T) wear a wreath containing a King's crown in order to differentiate themselves from junior appointments.
21.	Badges of Rank.  SSgt and below	Standard issued gold No.1 chevrons backed in scarlet.	
22.	The Prince of Wales's badge.  All Ranks	A wire bullion depiction of the Prince of Wales's feathers backed by crossed lances and topped by a Queen's crown.	<p>The Prince of Wales's ostrich feathers were bestowed upon the 12<sup>th</sup> Dragoons in 1768 by King George III. Alongside the feathers, the 12<sup>th</sup> were given the motto "Ich Dien" and the revised title The 12<sup>th</sup> (Prince of Wales's) Regiment of (Light) Dragoons.</p> <p>The Prince of Wales's feathers were retained by the 9/12L following the amalgamation of the 12<sup>th</sup> and the 9<sup>th</sup> Queen's Royal Lancers in 1960. Backed with crossed Lances and topped by a Queen's crown they are now worn on No.1 and No.2 dress by the RL. The Prince of Wales's feathers represent the RL's oldest</p>

Serial	Order of Dress/Item	Description	Remarks
			<p>Regimental Cipher.</p> <p>The badge is to be worn on the top of the left sleeve, 2" below the point of the chain mail.</p> <p>Officer and WO1s wear a smaller version of the Prince of Wales's badge.</p>
23.	<p>Crew Commander's qualification Badge</p> <p>WO2 and Below</p>	An armoured Rolls Royce car in gold Wire Bullion thread on a scarlet backing.	<p>Worn on the right cuff 1" above the seam, the wire bullion Crew Commanders qualification badge is a Rolls Royce armoured car. Previously worn by 9/12L in recognition of B1 trade qualifications, it was adopted in its revised form (for the Crew Commander qualification) by the RL. The scarlet backing is new for RL and reflects the colour of 16/5L.</p> <p>Snipers, PTIs and Skill at Arms Instructors are authorised to wear appropriate qualification badges. Officers and soldiers wishing to wear parachute wings, All Arms commando badges or other qualification badges are to seek permission and guidance from the Adjt or</p>

Serial	Order of Dress/Item	Description	Remarks
			RSM as to their rules for wear.
24.	Medals.  All Ranks	Court Mounted	Personnel who opt to remove the protective lacquer from their medals (NATO and UN) are to ensure they remain highly polished.
25.	Sword.  Officers and WO1s	Cavalry Pattern (1912 pat) sword in Nickel scabbard, mounted on sword lines from antecedent regiments (to match Pouch Belt) with a Ceremonial knot.	The QRL utilised a gold sword knot on the sword regardless of the belt being worn. When wearing QRL belts (or their antecedent belts) this practice is permitted to continue with the RL.  Where a 9L or 12L belt is worn the knot should match the belt.
26	Sword.  Other Ranks	Other Ranks Sword (1908 pat) mounted on blue belt and white plastic sword lines.	
27.	Gloves.  All Ranks	White cotton gloves as issued.	

Serial	Order of Dress/Item	Description	Remarks
28.	Footwear  Officers and WO1s	Mess Wellingtons fitted with box a straight spur	Bulled to a shine.  The straight spur was previously worn by the QRL and adopted for wear by Officers and WO1s in the RL.
29.	Footwear.  Other Ranks	George boots fitted with a small, curved, cavalry spur.	Bulled to a shine.
30.	Socks  All Ranks	Cotton as issued.	
<b>Number 2 Dress – Service Dress</b>			
31.	Forage Cap.	See serials 4 and 5.	
32.	Jacket.	Standard issue Service Dress jacket. Secured with four (line 40) brass buttons.	In accordance with Army regulations, upon amalgamation the RL will wear the issued SD

Serial	Order of Dress/Item	Description	Remarks
	Officers and WO1s	Breast pockets, lower pockets and epaulettes secured by a single (line 30) brass button.	(introduced as Future Army Dress in 2012).
33.	Jacket  Other Ranks	Standard issue Service Dress jacket. Secured with four (line 30) stay-bright buttons. Breast pockets and epaulettes are secured by a single (line 30) button.	
34.	Trousers  All Ranks	Standard Service Dress trousers as issued.	
35.	Collar Badges  All Ranks	See serial 9.	Worn on the lapel secured on the reverse by cotter pins.
36.	Shoulder Titles  All Ranks	See serial 10.	Secured by pinch pins on the underside of the epaulette.
37.	Buttons	See serial 11.	

Serial	Order of Dress/Item	Description	Remarks
	Officers and WO1s		
38.	Buttons	See serial 12.	
	Other Ranks		
39.	Crew Commanders Qualification Badge.	An armoured Rolls Royce car in gold Wire Bullion thread on a black felt backing	
	WO2 and Below		
40.	All Arms Trade and Qualification Badges.	Khaki Worsted.	SSgts and below are authorised to wear Snipers, PTIs and Skill at Arms instructors qualification badges where appropriately qualified. They should be worn 1" from the shoulder seam on the right arm.
	SSgt and Below		
41.	The Prince of Wales's badge.	See serial 20.	
	All Ranks		

Serial	Order of Dress/Item	Description	Remarks
42.	Badges of Rank.  Officers	Bath Star or Queen's Crown $\frac{3}{4}$ size in gold.	
43.	Badges of Rank.  Warrant Officers	Coat of Arms or Wreath in gold metal mounted on scarlet felt.	
44.	Badges of Rank  SSgt and Below	Khaki worsted chevrons.	SSgts are to wear a brass crown mounted on scarlet felt 'cut to shape' over worsted chevrons.
45.	Medals.  All Ranks	See serial 22.	
46.	Pouch Belt  WO2s	Brown leather belt and pouch with a brass Queen's Badge, mounted on scarlet felt worn on the pouch box (highly polished).	The Queen's Badge was worn as a collar badge by the QRL prior to amalgamation and was adopted to adorn the pouch belt by the RL; it is worn in recognition of the 16/5L.

Serial	Order of Dress/Item	Description	Remarks
			The scarlet backing on the WO's pouch is utilised in acknowledgment of both the 9/12L and 16/5L, scarlet featuring predominantly in their dress regulations.
47.	Pouch Belt  SSgt and Below	Black plastic Pouch box mounted with a chrome plated Queen's Badge. The pouch box is mounted on a white plastic cross belt with silver buckles.	
48.	Sam Browne Belt  Officers and WO1s	Cavalry Pattern Sam Browne tailored to the individual.	Worn across the right shoulder and bulled to a shine.  Officers and WO1s in the QRL wore the shoulder strap of the Sam Browne in reverse in recognition of King Alfonso XIII of Spain. The King, in error, wore his in reverse on his first inspection of the 16th (The Queen's Lancers) as Colonel-in-Chief in 1906. In advance of his arrival, someone noticed the mistake and informed the Commanding


Serial	Order of Dress/Item	Description	Remarks
			Officer; subsequently all those wearing Sam Browne belts were ordered to reverse theirs to save the King's embarrassment. Whilst this tradition is not continued for everyday wear, on Regimental Days and at the direction of the CO, officers and WO1s will wear their shoulder strap in reverse.
49.	Sword.  Officers and WO1s	Cavalry pattern (1912 pat) sword with brown leather frog, scabbard and sword knot.	Swords are not carried by ORs in Service Dress.
50.	Shirt.  SSgt and Above.	White cotton shirt with epaulettes and double, pleated pockets.	The white cotton shirt is identical to that previously worn by both 9/12L and QRL. Whilst it was only worn by officers and WO1s in the 9/12L, on Amalgamation it was authorised for wear by SSgts and above in recognition of QRL regulations.
51.	Shirt.	Cream cotton SD shirt as issued.	

Serial	Order of Dress/Item	Description	Remarks
	Sgt and Below		
52.	Tie  SSgt and above	Silk, beige tie	The silk tie worn by the RL is identical to that previously worn by officers and WO1s of the 9/12L. Its use by WO2s and SSgts was authorised on Amalgamation in recognition of QRL regulations.
53.	Tie  Sgt and Below	Worsted light coloured weave.	
54.	Footwear  Officers	Brown 'quarter brogue' shoe.	Can be either the issued version or an identical pattern, purchased at public expense.
55.	Footwear  WO1 to SSgt	Brown Camberley pattern shoes.	Double sole and studded (13 studs).

<b>Serial</b>	<b>Order of Dress/Item</b>	<b>Description</b>	<b>Remarks</b>
56.	Footwear  Sgt and Below	Black Shoes as issued.	The Provost Sergeant is permitted to wear brown Camberley pattern shoes in recognition of his appointment. This practice was taken from 9/12L regulations.  All footwear is to be highly polished.
57.	Socks  SSgt and Above	Fawn as issued.	
58.	Socks  Sgt and Below	Black as issued.	
59.	Gloves  SSgt and above	Brown leather as issued.	
<b>Number 5 and Number 8 Dress – PCSU</b>			

Serial	Order of Dress/Item	Description	Remarks
60.	Field Jacket  All Ranks	As issued.	Worn with issued belt on outside. Name Tags are worn on Velcro above the left breast pocket.
61.	Lightweight Shirt  All Ranks	As issued.	Worn tucked in with sleeves up or down in accordance with seasonal change. Name tags are worn on Velcro running below and parallel to the seam on the left breast.
62.	Trousers.  All Ranks	As issued.	Worn with elastic cord to the top of the boot
63.	Beret  All Ranks	Navy blue with leather bad as issued.	Worn with the cap badge over the left eye, beret band parallel and the fullness pulled to the right and rear.  Cap badge as per serials 1 and 2.

Serial	Order of Dress/Item	Description	Remarks
64.	Regimental Belt  All Ranks	Belt working – Subdued MTP green belt with gun metal Regimental Badge fastening at the front.	Prior to amalgamation the issued working belt was worn with PCSU by 9/12L and QRL. The Regimental Belt was designed and manufactured for the RL.
65.	Socks.  All Ranks	As issued.	
66.	Footwear	Combat boot as issued	Non-issue boots are worn by exception and only on medical grounds.
67.	Rank Slides.  Officers	Standard issue plain MTP rank slides or olive green slide with yellow crowns and/or stars with the word ROYAL LANCERS at the base of the slide in black thread.	The design, and practice of sewing 3 dimensional stars and crowns, is taken from 912L.
68.	Rank Slides.  Other Ranks.	Standard issue plain MTP rank slides or olive green slide with yellow crowns and/or stars with the word ROYAL LANCERS at the base of the slide in black thread.	

Serial	Order of Dress/Item	Description	Remarks
69.	Tactical Recognition Flash.  All Ranks		<p>Worn on the right upper arm on the issued Velcro blanking patch.</p> <p>The coloured in-camp version is red and white and yellow.</p> <p>The field version is identical in design but is black/green in colour.</p>
70.	Formation Patches.  All Ranks	Brigade and Divisional insignia.	Worn central on left upper arm below the union flag
<b>Number 10 Dress – Mess Dress</b>			
71.	Jacket.	Midnight blue jacket with opening and a	With the exception of the gold rope around the

Serial	Order of Dress/Item	Description	Remarks
	Officers and WO1s	scarlet stand collar trimmed in 1" gold, gold teat studs adorn the opening finishing at the base of the collar. Cuffs are scarlet and have a raised gold chevron trim. A gold gimp is worn around the base of the stand collar (for OFs of field status). The rear of jacket is piped in 2mm diameter scarlet piping. Shoulders boards are entwined gold rope on scarlet backing secured with a single (line 30) button.	base of the collar, the omission of 'cigar tubes' on the rear and buttons on the cuff, the jacket is identical to that previously worn by 9L.
72.	Jacket.  WO2 and Below	Midnight blue jacket with opening and a scarlet stand collar trimmed in 1" gold. Cuffs are scarlet and have a flat gold chevron trim. The rear of jacket is piped in 2mm diameter scarlet piping. Shoulders are dressed with single gold rope loop secured by a single line 22 button.	
73.	Bib.  Officer and WO1s	The bib is made of white cloth with a stand collar trimmed with 1" of French lace starting on top of the collar and running down the fronts, identical pattern to that which trims the	White in colour in recognition of the 17L, this waistcoat is identical to that previously worn by the QRL.

Serial	Order of Dress/Item	Description	Remarks
		Jacket. Teat studs are fitted to the right side of the zip all the way down. It is elaborately decorated with special loops of gold Russian loops down the fronts either side of the French lace and around both pockets.	
74.	Bib.  WO2 and Below	The bib is made of white cloth with a stand collar trimmed with 1" of French lace starting on top of the collar and running down the fronts. The ORs bib has no gold Russian loop designs to the front or on the collar but has a smaller Russia design around both pockets. No gold teat studs on the front.	White in colour in recognition of the 17L, this waistcoat is identical to that previously worn by the QRL.
75.	Overalls  All Ranks	See serial 8.	
76.	Rank Badges	Embroidered silver Queen's Crown or Bath Stars ¾ size.	

Serial	Order of Dress/Item	Description	Remarks
	Officers		
77.	Warrant Officers	Fine wire gold on scarlet backing $\frac{3}{4}$ size.	Trade badges are not to be worn on Mess Dress.
78.	Other Ranks	Standard issued gold No1 chevrons backed in scarlet.	
79.	Medals.  All Ranks	Miniature, court mounted.	The rules for qualification and wearing of miniature medals are the same as for full size medals. Worn on left breast.
80.	Shirt.  All Ranks	Collarless white cotton shirt with double cuff as issued.	Secured with cufflinks.
81.	Footwear  Officers and WO1s	See serial 26.	
82.	Footwear	See serial 27.	

Serial	Order of Dress/Item	Description	Remarks
	WO2 and Below		
<b>Number 12 Dress – Coveralls (Protective clothing)</b>			
83.	Coveralls  All Ranks	Green, cotton as issued.	<p>Worn with elastic cord to the top of the boot. PSCU field Jacket may be worn during inclement weather as detailed in serial 57.</p> <p>Name Tapes are to be worn on the left breast with name centrally situated. Stitched directly onto the coveralls. (right side for the new Velcro coveralls)</p> <p>Coverall sleeves are to be worn up during summer (weather permitting).</p>
84.	Rank Slides	See serial 64.	Officers are to wear a rank slide on both

Serial	Order of Dress/Item	Description	Remarks
	Officers		epaulettes.
85.	Rank Slides	Olive green slides - See serial 65.	
	Other Ranks		
86.	Under Garments	Summer – Issued T-Shirt & PCSU Trousers.	
	All Ranks	Winter – Issued PCSU Shirt & Trousers.	
87.	Beret	See serial 60.	
	All Ranks		
88.	Belt	See serial 61.	
	All Ranks		
89.	Socks	See serial 62.	

Serial	Order of Dress/Item	Description	Remarks
	All Ranks		
90.	Footwear	See serial 63.	
	All Ranks		
<b>Number 13/14 Dress – Barrack Dress</b>			
91.	Headdress  SSgt and Above	Brown worsted peak cap with brown leather chinstrap (highly polished).	<p>The Brown worsted peak cap is worn with the same cap badge as the Forage Cap.</p> <p>Officers and WO1 may also wear the side hat with barrack dress, this is midnight blue in colour with gold trim and is identical to that previously worn by 9/12L. The side hat is worn with the same cap badge as the Beret.</p>
92.	Headdress	Beret	

Serial	Order of Dress/Item	Description	Remarks
	Sgt and Below		
93.	Shirt  SSgt and above	White cotton shirt with epaulettes as per serial 30.	Summer Order – tucked in with sleeves rolled up above the elbow, rank and shoulder titles.  Winter order – worn beneath the RL pullover with a SD tie.
94.	Shirt  Sgt and below	Cream as issued.	
95.	Trousers  Officers and WOs	No 7 dress trousers	Normally worn in the summer. Officers and WOs may also wear the issued SD trousers.
96.	Trousers  SSgt and below	Issued Barrack Dress trousers.	

Serial	Order of Dress/Item	Description	Remarks
97.	Pullover  Sgt and above	Green heavy wool pullover with round neck and suede patches on the shoulder and forearm.	
98.	Pullover  Cpl and below	Jersey Heavy Wool	
99.	Tie  SSgt and above	See serial 49.	
100.	Tie  Sgt and below	See serial 50.	
101.	Stable Belt.  All Ranks	Scarlet, Gold and white in colour. Side fastening with 2 dark tan leather straps.	Straps fastened on the left side facing rearwards with the belt slider worn centrally at the front.  This is worn in short sleeve order in barrack

Serial	Order of Dress/Item	Description	Remarks
			<p>dress only.</p> <p>The three colours chosen for the Stable belt are representative of the RL's antecedent regiments. Scarlet in recognition of 9L and 16L, white in recognition of 17/21L and QRL and gold being common to all.</p>
102.	Waist Belt.	<p><b>Regimental Provost</b></p> <p>Chrome plate with all metal cap badge mounted centrally. Fitted to a White plastic belt.</p>	This is worn in Barrack Dress only
103.	Provost Arm Band.	<p><b>Regimental Provost</b></p> <p>Scarlet armband adorned with brass letter depicting RP at the top and RL at the bottom. A Regimental Badge sits centrally.</p>	

Serial	Order of Dress/Item	Description	Remarks
104.	Shoulder Titles.	As per serial 36 but manufactured in gun metal grey.	This practice is in recognition of the gun metal grey rank worn by QRL Officers in SD.
105.	Badges of Rank  Officers	Bath Star or Queen's Crown $\frac{3}{4}$ size in gun metal grey.	Worn on a white slide with shoulder titles in short sleeve order.  Worn on the suede epaulettes on the pullover.
106.	Badges of Rank  Warrant Officers	Cloth coat of arms or wreath with a primrose border.	Sewn to the lower right arm of the pullover.  Warrant Officers wear a gun metal gray coat of arms or wreath mounted on a leather wrist band with a black felt backing in shirt sleeve order.
107.	Badges of Rank  SSgts and below	As described in serial 41.	Sewn to the pullover or the shirt.

Serial	Order of Dress/Item	Description	Remarks
108.	Socks  SSgt and above	Fawn as issued	
109.	Socks  Sgt and below	Black as issued	
110.	Footwear  Officers	Brown Chukka Boots side fastening (brush polished).	Officers may alternatively wear issued SD shoes.
111.	Footwear  Warrant Officers and SSgts	Brown Camberley shoes.	
112..	Footwear  Sgt and below	Black shoes as issued.	The Provost Sergeant is permitted to wear brown Camberley pattern shoes in recognition of his appointment. This practice was taken from 9/12L regulations.

Serial	Order of Dress/Item	Description	Remarks
113.	Whips, Canes and Crops  Officers	Brown riding crop, with triangular folded end, the silver tip is emblazoned with a depiction of the Regimental cap badge.	
114.	Whips, Canes and Crops  Warrant Officers	<p>Bamboo Cane (lance section) mounted with silver tip emblazoned with the 9/12L Regimental cap badge and the individuals appointment.</p> <p>OR</p> <p>Leather bound riding instructor's whip.</p>	<p>Each cane is unique, with the holders appointment engraved on the silver top. Canes are handed over on relinquishment of appointment. WOs not at Regimental Duty are entitled to carry Bamboo canes at their own expense. The canes were introduced by the 9/12L in 2003 and have been retained with the RL.</p> <p>Leather bound riding instructor's whips were carried by WOs in the QRL and are items that remain from antecedent regiments. They are also fitted with a silver cap and engraved with the appointment of the holder. They are now carried forward to the RL.</p>

<b>Serial</b>	<b>Order of Dress/Item</b>	<b>Description</b>	<b>Remarks</b>
115.	Whips, Canes and Crops  SNCOs	WOs Leather bound cane.	Regimental Orderly Sergeant Major only.
116.	Whips, Canes and Crops  JNCOs	ORs crop.	Regimental Orderly Corporal only


## ***The King's Royal Hussars / Royal Armoured Corps***

<b>Serial (a)</b>	<b>Main Features (b)</b>	<b>Description (c)</b>
1	Cap Badge	Black Hawk wearing a gold crown and gold letters FR on its breast. The hawk is holding a gold staff with smaller hawk mounted on the top in left claw and gold orb in its right claw (ORs Forage Cap only). Gold Hawk worn in Beret.
2	Collar Badge	POW Plumes (small on No 2 Dress / Large on No 1 Dress).
3	Facing Colour (Dress)	Crimson (Cavalry)
4	Tunic Buttons	Flat circular brass engraved with KRH in block capitals with crown above.
5	TRF	50x32mm 3 vertical bars of Crimson / Primrose / Crimson.
6	Lanyard	White lanyard on left shoulder (less Officers and WO's).
7	Stable Belt	Alternate horizontal crimson and primrose stripes with double buckle.
8	Special Arm Badge Special Distinction	Not applicable to KRH

### **Brief Details of Uniform under Orders of Dress**

#### **Nos 1 and 3 Dress**

<b>Serial (a)</b>	<b>Main Features (b)</b>	<b>Description (c)</b>
9	Headdress <b>Officers</b>  <b>ORs</b>	Crimson No 1 Dress hat. Gold braid peak, small KRH buttons, Cap badge.  Crimson No 1 Dress Hat, Small KRH buttons, Black Hawk Cap Badge.  Note same head dress for male and female officers and ORs.
10	Tunic	Officers Dress Jacket. Standard design, double vent, large

Serial (a)	Main Features (b)	Description (c)
	Collar Badge Special Arm Badge (if any) Tunic Buttons	<p>POW collar dogs, 5/8" brass screw-in pips on chain mail, large KRH buttons on front, medium on sleeves and breast pockets, embroidered kukris on each arm (the top Kukri should point rearwards),  <b>ORs</b> Standard RAC pattern Collar Badge (POW Plumes - Lge)  Chain Mail, RAC pattern  KRH Buttons (Large)  KRH Buttons (Medium) Breast pocket  Crossed Kukris (cloth style) on sleeves</p>  <p>Female version to be the same style cut to the female form but without breast pockets.</p>
11	Rank Badges	Oval Prussian Eagle badge on crimson backing worn above chevrons on right arm only. (SSGT crown above). Oval Prussian Eagle on crimson backing worn below rank badge for WO1 and WO2.
12	Trousers	<p>Crimson overalls with double primrose stripes (Officers and WOs).</p> <p>Crimson skirt (female)</p> <p>Crimson trousers for remainder.</p>
13	Accoutrements	<p><b>Officers Cross Belt</b> RH or 14/20H patterns (and predecessor Regts). Sword (1912 Cavalry Officer's pattern), Incl Sword Belt with long and short slings.</p> <p>Sam Browne - cavalry pattern (worn by Officers and Warrant Officers).</p> <p><b>ORs Belt</b> White plastic waistbelt with brass buckle and KRH cap badge.</p>
14	<i>Sword</i>	(1912 Cavalry Officer's pattern), Incl Sword Belt with long

Serial (a)	Main Features (b)	Description (c)
	<i>Including scabbard &amp; sword knot</i>	and short slings. Gold Sword Knot for Officers, White Knots for ORs.
15	Footwear <i>Including spurs</i>	<b>Officers</b> Mess Wellingtons, boxed with 2.5" swan necked spurs. Females wear black Gibson style shoe for parades or black court shoes. <b>ORs</b> George Boots (Spurs worn by SNCOs when in Ceremonial Dress). Females to wear black Gibson style shoes on parade or black court shoes.
16	Gloves	White Cotton

## Nos 2 and 4 Dress

Serial (a)	Main Features (b)	Description (c)
	<i>Items in same order as above - as appropriate (Jacket vice Tunic etc)</i>	<p><b>Officers Male and Female:</b> Jacket as issued.. Small POW collar dogs, brass kukris on each arm, 5/8" brass pips and KRH shoulder titles, large KRH buttons on front, medium on sleeves, epaulettes and all pockets. Crimson trousers Black Oxford pattern shoes. Females – as for No 1 Dress</p> <p><b>ORs</b> Standard No 2 Dress Collar Badge (POW Plumes - small) KRH Shoulder titles KRH Buttons (large) on front KRH Buttons (medium) on epaulettes and breast pockets  Silver Crossed Kukris on sleeves White lanyard on left shoulder (less WO's) OR's: No 2 Dress shirt &amp; khaki braid tie</p>



Serial (a)	Main Features (b)	Description (c)
		<p>WO's &amp; SNCO: Cream coloured officer pattern shirt and cream braid tie.</p> <p>Crimson trousers – skirt for females</p> <p>Black Oxford pattern shoes (WOs)</p> <p>George Boots</p> <p>Court shoes for females</p>

### Nos 5 and 8 Dress (Warm Weather/Temperate)

Serial (a)	Main Features (b)	Description (c)
	<i>As above</i>	<p><b>No 8 Dress</b> Combat suit (CS 95)</p> <p>Name tag above left breast pocket</p> <p>KRH Flash: worn on upper right sleeve 5cm from shoulder seam</p> <p>Issued green roll neck (Norwegian)</p> <p>as required.</p> <p>Beret complete with beret badge on rising sun crimson backing</p> <p>Green belt webbing</p> <p>Socks Green/Black GS (issue)</p> <p>Boots Combat High (&amp; elastics)</p> <p>Rank:</p> <p>All rank insignia to be worn on rank slide epaulette</p>

### No 10 Dress

Serial (a)	Main Features (b)	Description (c)
	<i>As above</i>	<p><b>Officers Male and Female:</b> Mess jacket, embroidered kukris on each arm (the top Kukri should point rearwards). Scarlet embellished waistcoat.</p> <p><b>SNCOs / JNCOs Male and Female</b> Blue jacket high open collar twisted braided shoulder cords no collar badges. Scarlet waistcoat</p> <p>Embroidered crossed kukris on top of sleeves</p> <p>Crimson Overalls with primrose double stripe</p> <p>George Boots, with 2.5 “swan necked spurs</p> <p>Rank:</p> <p>a. WO's: Embroidered crowns on crimson backing with gold embroidered Prussian eagle on crimson backing below</p> <p>b. NCO's: Twisted gold thread style chevrons on rectangle of crimson backing with gold embroidered</p> <p>c. Prussian eagle on crimson backing above</p>



**No 11 Dress**

Serial (a)	Main Features (b)	Description (c)
	<i>As above</i>	<p><b>Officers</b> White rope epaulettes with embroidered badges of rank and KRH buttons (medium), no collar dogs are worn.</p> <p><b>SNCOs</b> As per No 10 Dress, with the exception: White cotton drill Jacket with Crimson Facings, Crimson Cumberbund (replaces Waistcoat).</p>

## Nos 13/14 Dress





Serial (a)	Main Features (b)	Description (c)
	<i>As above</i>	<p><b>Officers</b> Forage Hat, (Side Hat may be worn, but not on Parade), Shirt and Braid tie, Regimental Pullover, cloth patch epaulettes (with pips sewn on), Crimson trousers, Black-punched Oxford shoes with Black socks, Brown leather Cane.</p> <p><b>ORs</b></p> <p>WO's and SNCO Jersey with crimson epaulettes sewn into shoulder</p> <p>a. WO's white rank badge on khaki backing sewn onto lower right sleeve</p> <p>b. SNCO's white rank badge on khaki backing sewn onto upper right sleeve</p> <p>c. OR's Jersey heavy wool with KRH shoulder slides (not crimson) white rank badges on khaki backing sewn onto upper right sleeve</p> <p>Cream coloured officer style shirt and tie for SNCO's and No 2 dress shirt and tie for OR's</p> <p>Crimson trousers</p> <p>Head wear:</p> <p>a. WO's: Khaki forage hat</p> <p>b. Remainder: Crimson No 1 dress hat or beret.</p> <p>Shoes black leather (WO's)</p> <p>George boots</p>



Serial (a)	Main Features (b)	Description (c)
		<p>socks black/green GS (issue)</p> <p>Whip for WO's (less RQMS &amp; RQMS(T) Who have bamboo canes)</p> <p>Shirt sleeve order: WO's &amp; SNCO: Cream coloured officer pattern shirt OR's: No2 dress shirt Belt: Stable Belt Rank: WO's, SNCO and JNCO's rank insignia mounted on a leather wrist band worn on right wrist. (continued) KRH shoulder titles (brass or stay bright depending on rank)</p> <p>Shoes black leather (WO's) George boots socks black/green GS (issue)</p>

Notes

1. Include Side Cap under Headdress (if any).
2. Where item is worn by all ranks show it as such in clm (b), in place of separate Officer and OR detail.


## ***The Light Dragoons***



<b>Serial (a)</b>	<b>Main Features (b)</b>	<b>Description (c)</b>
1	<p>Cap Badge</p> <p>Silver Maltese Cross, edged in gold, surmounted by a laurel wreath with lion above crown. In centre is LD and above “Viret In Aeternum”, below “Meribimur”. Has red cloth backing.</p>	
2	<p>Collar Badge</p> <p>Gold scroll Z, surmounted by silver lion on top of crown</p>	
3	Facing Colour (Dress)	
4	<p>Tunic Buttons</p> <p>Plain half dome brass.</p>	
5	<p>TRF: Black and White diamond. White worn to the front, worn on right arm.</p> <p>Dates back to turn of the century when 13H used this design on the side of their helmets to distinguish them apart from other Regiments. Re-introduced on formation of LD.</p>	



Serial (a)	Main Features (b)	Description (c)
6	Lanyard	N/A
7	Stable Belt  Blue, Red, Buff as shown	
8	Special Arm Badge Special Distinction  Royal Cypher: Originates from 1801, when the Duke of Cumberland (Colonel of 15 Kings Light Dragoons) obtained permission from the crown to wear a special to arm badge for Non-Commissioned officers. Worn by Cpl to WO2.	



### Brief Details of Uniform under Orders of Dress

#### Nos 1 and 3 Dress

Serial (a)	Main Features (b)	Description (c)
9	Headdress  <b>Officers/WO1:</b> Nos 1 Dress Forage Cap. Red cap with black peak. Gold braid on peak. Plain brass buttons with chin strap worn on peak	

Serial (a)	Main Features (b)	Description (c)
	<p><b>OR's:</b> Nos 1 Dress Forage Cap. Red cap with black peak. Plain brass buttons with chin strap worn on peak</p>	
10	<p><b>Officers/WO1:</b></p> <p><b>Tunic:</b> Blue Barathea, full buff collar, arrowhead chain mail epaulettes, half ball buttons, gilt (plain gold ) badges of rank</p> <p><b>Overalls:</b> Blue Barathea with two ¾ inch Cavalry yellow stripes, 1/8 inch apart</p>	

Serial (a)	Main Features (b)	Description (c)
	<p><b>OR's:</b></p> <p><b>Tunic:</b> Blue Barathea, full buff collar, square chain mail epaulettes, half ball buttons</p> <p><b>Trousers:</b> Blue Barathea with two <math>\frac{3}{4}</math> inch Cavalry yellow stripes, <math>\frac{1}{8}</math> inch apart</p>	
11	<p><b>Rank Badges:</b></p> <p>Officers wear plain gilt (gold) rank insignia.</p> <p>OR's wear gold stripes on red backing. Royal Cypher worn above stripes on right arm.</p>	As shown above
12	Trousers	As shown above
13	<p><b>Accoutrements</b></p> <p><b>Officers/WO1:</b> Wear one of five types of Crossbelt from previous Regiments as well as LD.</p> <p>Shown 13H, 15H, 18H and 19H.</p> <p>LD Crossbelt not available yet.</p>	

Serial (a)	Main Features (b)	Description (c)
	<p><b>SNCO's:</b> Wear white Crossbelt with Black Pouch, inscribed with Assaye Elephant and "Assaye" (at non-public expense)</p> <p><b>OR's:</b> Wear White webbing waist belt with white buckle.</p>	
14	<p>Sword</p> <p><i>Including scabbard &amp; sword knot</i></p> <p>Sword slings vary, as they will match the Crossbelt worn</p>	
15	<p>Footwear.</p> <p>Officers/WO1: Wear Mess Wellingtons with Swan necked spurs.</p> <p>OR's wear George boots with Swan necked spurs.</p>	As shown in pictures above.
16	<p>Gloves.</p> <p>White cotton.</p>	

## Nos 2 and 4 Dress









## No 10 Dress

Serial (a)	Main Features (b)	Description (c)
	<p><b>Officers/WO1:</b></p> <p>Rank insignia is embroidered cloth type.</p> <p>Miniature medals (Court mounted) worn on left breast.</p> <p>Forage Cap or Side Hat may be worn.</p> <p>Mess Wellingtons with Swan necked spurs</p>	
	<p><b>SNCO:</b></p> <p>Collar badge is embroidered cloth type.</p> <p>Miniature medals (Court mounted) worn on left breast.</p> <p>George boots with swan necked spurs</p>	

Serial (a)	Main Features (b)	Description (c)
	<p><b>JNCO:</b></p> <p>Collar Badges are metal type.</p> <p>Miniature medals (Court mounted) worn above left collar badge.</p> <p>George boots with swan necked spurs.</p>	


**No 12 Dress**

Serial (a)	Main Features (b)	Description (c)
	<p>Tank Park Order:</p> <p>LD Rank slides worn on shoulder.</p>	

**Nos 13/14 Dress**






Serial (a)	Main Features (b)	Description (c)
	<p><b>SNCO:</b> Beret worn, with SD Trousers.</p> <p><b>OR's:</b> As above, but with SD Shirt and Jersey Heavy Wool.</p>	

Notes

1. Include Side Cap under Headdress (if any).
2. Where item is worn by all ranks show it as such in clm (b), in place of separate Officer and OR detail.

## ROYAL TANK REGIMENT

Serial (a)	Main Features (b)	Description (c)
1	Cap Badge	Silver/Stabrite
2	Collar Badge	ORs Silver/Offrs, WOs Bronze
3	Facing Colour (Dress)	Black
4	Tunic Buttons	RTR Stabrite Bronze
5	TRF	1 <sup>st</sup> WW tank 
6	Lanyard	RTR Black, 1 RTR Red , 2 RTR Saffron
7	Stable Belt	Brown, Red, Green
8	Special Arm Badge	RTR 1st WW Tank

## Brief Details of Uniform under Order of Dress

Serial (a)	Main Features (b)	Description (c)
9	Headdress	Forage Cap etc - Black Beret Cap badge detail - As Sect 1 above
10	Tunic - No 1 Dress Collar Button - Gold/Silver Special Arm Badge (if any) 1st WW Tank Silver Tunic Buttons - As Ser 4	Not issued below WO Rank.
11	Rank Badges	Gold
12	Trousers	Overalls Black silk stripe down outside leg

13	Accoutrements	Non Ceremonial: black leather Sam Browne (or should belt etc)  <u>ORs Belt</u> Parade Belt and clasp details - Black Plastic Belt with Brass buckle, RTR staybrite badge
14	Sword	Ceremonial - Inf pattern black scabbard & sword and gold knot
15	Footwear Including spurs	George Boots
16	Gloves	White

## Nos 2 and 4 Dress

Serial (a)	Main Features (b)	Description (c)
		No 2 Dress - Black woollen gloves/combt gloves. Black boots/shoes. (1 RTR black highland shoes - WOs above)

## Nos 5 and 8 Dress (Warm Weather/Temperate)

Serial (a)	Main Features (b)	Description (c)
	As above	RTR Epaulette flash DPM slides worn in the field Black cloth Belt Norwegian shirt may be worn underneath Brown boots as issued.

## No 10 Dress

Serial (a)	Main Features (b)	Description (c)
		RTR

**As Above**

Jacket of black superfine with stand collar. A row 5/8" gold rose lace down front. Lined in scarlet. Collar of black velvet with a row 5/8" gold rose lace down front and across the top and a row 5/32" gold Russia round base. Cuffs of black velvet pointed with one row 5/32" gold Russia round top and forming crow's foot at point. Black and gold shoulder cords with 5/8" silver embroidered badges of rank fastened at top with regimental button. No collar badges. A special arm badge depicting a tank is worn 4" below the right arm shoulder seam.

Vest of scarlet superfine cut up to neck with a single row of teat studs down front and a row 5/8" gold rose lace on each side. 2 jetted pockets. Cream lining. Zip fastener on right side and top centre back.

Overalls of dark blue cloth with 2" black mohair braid stripe.

Plain white shirt with turn down collar with black square ended bow tie.

Mess Wellington boots. Spurs for Adjutants and Field Officers.

Beret



Officer No 10 Dress

NCO No 10 Dress

## No 11 Dress

Serial (a)	Main Features (b)	Description (c)
	As above	White drill material jacket with roll collar. No buttons or shoulder straps. No 1 Dress trousers, plain white shirt with turn down collar Beret George Boots or black shoes as issued.

## No 12 Dress

Serial (a)	Main Features (b)	Description (c)
	As Above	White tape badges of rank, black nylon belt. Name tapes (purchased at private expense). Regimental epaulette flash. Cloth tank badge worn on right arm (only by class 1

Crewman).  
Black boots

## Nos 13/14 Dress



Serial (a)	Main Features (b)	Description (c)
	As above	<p>Include regt pullover, as well as JHW, and lanyard, shirt and tie.</p> <p>Black shoes</p> <p>Beret</p> <p>White tape badges of rank.</p> <p>Regimental epaulettes.</p> <p>Stable Belt</p> <p>WOs and SNCOs George Boots/ Shoes Highland/ Shoes as issued.</p>





### Notes

1. Include Side Cap under Headdress (if any).
2. Where item is worn by all ranks show it as such in clm (b), in place of separate Officer or OR details.

## ROYAL YEOMANRY DRESS REGULATIONS

### No.1 Dress (Blues)

Ser	Item	Description	Remarks
1	Cap Badge		<p>Embroidered for Officers/WOs on beret, No.1 forage cap and side hat.</p> <p>Metal cap badge on all OR (less WO) headdress and on Officer/WO khaki forage cap.</p>
2	Head Dress	<p>Males:</p> <p>Rifle green forage cap with black peak and black chinstrap. 2 buttons size 22 line.</p> <p>Females:</p> <p>Also a male shape cap, detail as above.</p>	<p>Officers to have silver braid on front edge of peak.</p> 
3	Uniform	<p>Males:</p> <p>Dark blue patrol jacket with chainmail epaulettes and 5 silver Yeomanry buttons. Embroidered silver fern leaf on red felt backing on upper left arm with squadron collar badges.</p> <p>Dark blue overalls (Officers) or trousers (ORs) with 2 x 1 inch stripes, 1/8 inch apart.</p> <p>2 x 1 inch vandyke silver lace for Officers.</p> <p>2 x 1 inch white for ORs.</p>	<p>5/8 inch gilt rank insignia on chainmail for Officers.</p> <p>Rank insignia sewn on right arm for ORs.</p>

		<p>Females:</p> <p>Jacket as for males, except that the patrol jacket shall be without breast pockets.</p> <p>Plain dark blue skirt of same material to be worn to hang just below the knee and to be worn with black stockings or tights.</p>	
3A	Collar badges	<p><b>A (RWY) Sqn:</b> Prince of Wales Feathers surmounted across base of feathers by Royal Crown, with motto 'Ich Dien' on scroll originating from beneath the Crown. The badge to be polished silver with the Crown in gold. Height 2.7 cm, width 2.3 cm.</p> <p><b>B (Leic and Derby Yeo) Sqn:</b> Rose upon the crest of the Prince Consort – no scroll under.</p> <p><b>C (Kent and Sharpshooters Yeo) Sqn:</b> The Silver Kent horse on top of cross rifles with SHARPSHOOTERS written underneath in gold and crown on top.</p> <p><b>S (Sherwood Rangers Yeo) Sqn:</b> Hunting horn suspended on sling formed into a knot encircled by belt inscribed with the words THE SHERWOOD RANGERS YEOMANRY surmounted with the Queens Crown (rifle Green backing).</p> <p><b>Officers:</b> Silver.</p> <p><b>ORs:</b> Gilt</p>	   

		<p><b>HQ (Westminster Dragoons) Sqn:</b> Arms of the City of Westminster in silver.</p> <p><b>The Band:</b> Winged devil “Enfield” with a spur rowel upwards with the devil facing outwards on each badge.</p>	
4	Belt	White plastic waist belt with plastic slides. Silver metal buckle with RY badge in the centre.	ORs only.
5	Cross Belt	<p>Red leather with silver Denmark lace, width not to exceed 2¼ inches with squadron silver cartouche box, buckle tip</p> <p>and slide pickers and chain to the front.</p> <p>All in light cavalry pattern silver or white metal.</p>	Officers only.
6	Sword Sling	1 inch Vandyke silver lace on red leather.	Officers only.
7	Footwear	<p>Males:</p> <p>Officers: mess wellingtons worn with silver-coloured swan neck spurs.</p> <p>ORs: black boots or shoes.</p> <p>Females:</p> <p>All ranks: Black service shoes or court shoes.</p>	
8	Buttons	All buttons, regardless of size, are to be domed, silver in colour and embossed with RY cap badge.	
9	Gloves	Short white cotton.	

## No.2 Dress (Service Dress)



10	Head Dress	As per serial 2.	
11	Uniform	<p>Males:</p> <p>No. 2 Dress jacket and trousers as issued.</p> <p>Females:</p> <p>No. 2 Dress jacket and skirt as issued. Skirt to be worn to hang just below the knee with flesh coloured stockings or tights.</p>	<p>5/8 inch brass rank insignia on epaulettes for Officers.</p> <p>Rank insignia sewn on both arms for ORs.</p> <p>Silver fern leaf on upper left arm and Squadron collar badges, brass ROYAL YEOMANRY shoulder titles on epaulettes and RY buttons.</p>
12	Belt	<p>Officers: Dark brown leather Sam Browne with silver metalwork.</p> <p>ORs: As per serial 4 for ORs.</p>	To include silver whistle on cross strap.
13	Footwear	<p>Males:</p> <p>Officers and WOs: Dark brown plain Oxford pattern shoes.</p> <p>ORs: Black issued shoes.</p> <p>Females:</p> <p>All ranks: Brown service shoes if on parade or brown court shoes for females.</p>	Brown or beige socks.
14	Gloves	Brown leather.	Officers and WOs only.
15	Shirt	<p>Officers: Regimental pattern white.</p> <p>ORs: As issued.</p>	
16	Tie	Officers: Light silk. ORs: As issued.	
17	Whip/Sabre	Sabre carried on orders. Fishtailed leather whip carried at all other times.	Officers and SSMs only.

## No.2 Dress (Service Dress) (Mounted)

18	Head Dress	As per serial 2. Riding helmet as appropriate.	Khaki or rifle green silk cover to helmet .
19	Uniform	<p>Males:</p> <p>As issued with silver fern leaf on upper left arm and squadron collar badges, brass ROYAL YEOMANRY shoulder titles on epaulettes and RY buttons.</p> <p>Females:</p> <p>As for males.</p>	<p>5/8 inch brass rank insignia on epaulettes for Officers.</p> <p>Rank insignia sewn on both arms for ORs.</p>
20	Belt	<p>Officers: Dark brown leather Sam Browne with silver metalwork.</p> <p>ORs: As per serial 4 for ORs.</p>	To include silver whistle on cross strap.
21	Footwear	Brown field boots with silver-coloured, swan-necked spurs.	
22	Gloves	Brown leather.	Officers and WOs only.
23	Shirt	<p>Officers: Regimental pattern white.</p> <p>ORs: As issued.</p>	
24	Tie	<p>Officers: Light silk.</p> <p>ORs: As issued.</p>	
25	Breeches	Light tan, fitted.	
26	Whip/Sabre	Sabre and brown leather scabbard carried on orders. Fishtailed leather whip carried at all other times.	Officers and SSMs only.

#### **No.8 Dress (Temperate Climate Combat / Working Order)**

27	Head Dress	<p>Issued dark blue beret.</p> <p>ORs (less WOs) to have 5cm x 5cm rifle green backing sewn behind cap badge.</p>	<p>Cap badge over left eye.</p> <p>Bottom of backing to touch band.</p>
28	Uniform	PCS (CU) as issued.	With issued brown or green


			t-shirt.  Sleeves to be rolled up to just above the elbow from 1 Apr to 30 Sept.
29	TRF		On right sleeve.  Subdued flash for exercise and operations.
30	Formation Flash		On left sleeve 1 inch below the Union Flag.  Subdued flash for exercise and operations.
31	Rank Slide	Olive green with Royal Yeomanry in black.  Issued rank slide on operations	Yellow felt backing on insignia for Officers.  Black insignia for ORs
32	Belt	RY stable belt.	To be replaced by 58 pattern webbing belt for Officers/WOs and issued green belt for ORs (less WOs) on operations/exercise.
33	Footwear	Issued PCS brown leather boots.	


**Prince of Wales Order (to be worn by officers in camp only)**

34	Head Dress	Issued dark blue beret. ORs to have 5cm x 5cm rifle green backing sewn behind cap badge.	Cap badge over left eye. Bottom of backing to touch band.
35	Trousers	PCS (CU) as issued.	
36	Shirt	White RY Pattern.	In Summer sleeves are to be rolled up above the elbow.  In Winter the issues Jersey Heavy Wool (Green Jumper) is to be worn.
37	Rank Slide	Fawn with white and brown rank insignia. If Jersey Heavy Wool worn, olive green rank slides with yellow felt backing on rank insignia.	
38	Belt	58 Pattern for Officers. Issued green belt for ORs.	
39	Footwear	Issued PCS brown leather boots.	

#### No.10 Dress (Mess Dress)

40	Head Dress	As per Serial 2.	Worn when transiting in public.
41	Gloves	Short white cotton	
42	Jacket (Officers)	Blue cloth, scarlet collar and cuffs. Upright collar, not less than 2 inches nor more than 2½ inches high, cut square at the ends. A loop of narrow silver braid at the base of the collar on the left, attached to a hook on the right hand side, to fasten the jacket across the waistcoat. The jacket edged all round, including the collar, with 1 inch silver Vandyke lace, which forms a dummy at the base of each backseam.	An officer          commissioned prior to Jan 2011 may wear Sqn Officers' Mess Dress appropriate to

		<p>The base of the collar trimmed with a row of silver chain gimp, terminating at each end under the lace edging of the jacket. A row of white metal studs down the left hand side of the front of the jacket. The cuffs pointed, edged with silver lace as on the jacket, 6 inches deep (including the lace) at the point and 2½ inches deep at the rear. The lace is padded where it forms a point, crimped below the point and folded at both sides of the backseam, terminating at the base of the cuff. Two small plain white metal half-ball buttons on the outer side of the backseam above the lace. Shoulder-cords of plaited silver chain gimp, with a small half-ball button at top, lined with blue cloth, bearing full-size badges of rank in gold embroidery.</p>	 <p>the Sqn into which they</p> <p>commissioned.</p>
43	Waistcoat (Officers)	<p>Scarlet cloth; upright collar, approximately quarter of an inch lower than that of the jacket, cut square at the ends and fastened with two hooks and eyes, with a black silk tab behind. The waistcoat fastened down the front with hooks and eyes. A row of white metal studs down the left hand front edge. The waistcoat edged around the collar, down the fronts and along the bottom edges to the side-seams, with ¾ inch silver Vandyke lace. Within the lace, a row of silver Russia braid, forming a row of eyes, and a crow's foot in the lower angles. A light of scarlet cloth, 1/8th of an inch wide, between the lace and the Russia. The</p>	

		pockets edged all round with silver Russia forming three eyes above and below, and a crow's foot at each end.	
44	Legwear (Officers)	<p>Males:</p> <p>Dark blue overalls with 2 x 1 inch Vandyke silver lace stripes.</p> <p>Females:</p> <p>Long plain skirt of same colour as overalls, no stripes.</p>	
45	Jacket (SNCO's)	<p>Blue cloth, scarlet collar and cuffs. Upright collar, not less than 2 inches nor more than 2½ inches high, cut square at the ends. A loop of narrow silver braid at the base of the collar on the left, attached to a hook on the right hand side, to fasten the jacket across the waistcoat. The jacket edged all round, including the collar, with 3/8 inch silver Russia braid, which forms a figure of eight at the base of each backseam. The base of the collar trimmed with a row similar Russia braid, terminating at each end under the braid edging the jacket. A row of white metal studs down the left hand side of the front of the jacket. The cuffs pointed, 4¼ inches deep at the point and 2 inches at the rear, edged with silver Russia braid, which forms a crow's foot extending 1½ inches above the point of the cuff, and is folded at both sides of the backseam, terminating at the base of the cuff. Two small plain half-ball buttons on the outer side of the backseam, above the braid. A plain loop of narrow silver</p>	

		round cord, fastened by a small white metal half-ball button, on each shoulder. Badges of rank on right sleeve, in silver embroidery on scarlet backing, with Sqn badge above.	
46	Waistcoat (SNCO's)	Scarlet cloth; standing collar, approximately quarter of an inch lower than that of the jacket, cut square at the ends and fastened with two hooks and eyes, with a black silk tab behind. The waistcoat fastened down the front with hooks and eyes. A row of white metal studs down the left hand front edge. The waistcoat edged around the collar, down the fronts and along the bottom edges to the side-seams, with ½ inch silver "Bias and Stand" lace, the pockets all round with silver Russia forming a loop at each end.	
47	Legwear (SNCO's)	<p>Males:</p> <p>Blue overalls with double stripe of ¾ inch white cloth.</p> <p>Females:</p> <p>Long skirt of same colour as overalls, no striping.</p>	
48	Medals	Miniatures, court backed.	
49	Footwear	<p>Males:</p> <p>Wellingtons or George boots with silver-coloured swan-neck spurs.</p> <p>Females:</p> <p>Black court shoes.</p>	

**No.13 Dress (Barrack Dress – Winter)****(Only worn by Officers and SNCOs)**

50	Head Dress	Officers:  Males:  Khaki forage cap with metal cap badge or blue side hat with embroidered cap badge  Females:  As for males.  WOs: As above but just the khaki forage cap to be worn.  SSgts and Sgts: As ser 27.	
51	Pullover	Officers and WOs:  Bottle green with V-neck and epaulettes.  SSgts and Sgts:  Issued jumper heavy wool.	5/8 inch gilt rank insignia for Officers.  Rank insignia sewn on right arm SSgt and Sgt.
52	Wristband	Black leather with silver rank insignia.	WOs only.
53	Shirt	Officers: Regimental pattern white shirt.  ORs: Issued fawn shirt.	
54	Legwear	Males:  Issued No 2 dress trousers  Females:  Issued Barrack Dress slacks or No 2 Dress skirt with flesh coloured stockings or tights.	
55	Tie	Officers: Light silk tie.	

		ORs: As issued.	
56	Belt	Royal Yeomanry stable belt.	
57	Footwear	<p>Males:</p> <p>Officers and WOs: Dark brown plain Oxford pattern shoes.</p> <p>SSgts and Sgts: Black issued shoes.</p> <p>Females:</p> <p>Officers, WOs, SSgts and Sgts: Brown service shoes if on parade or brown court shoes.</p>	Brown or beige socks.
58	Whip	Fishtailed leather whip carried.	Officers and SSMs only.

#### **No.14 Dress (Barrack Dress – Summer)**

**(Only worn by Officers and SNCOs)**

59	Head Dress	As ser 50.	
60	Shirt	<p>Officers: Regimental pattern white shirt with one button undone.</p> <p>ORs: Issued fawn shirt.</p>	<p>Beige RY rank slide on the epaulettes, with white and brown rank insignia for Officers.</p> <p>Rank insignia sewn on right arm SSgt &amp; Sgt.</p>
61	Legwear	Issued No.2 Service Dress.	
62	Wristband	As ser 52.	WOs only.
63	Legwear	As ser 54.	

64	Belt	As ser 56.	
65	Footwear	<p>Males:</p> <p>Officers and WOs: Dark brown plain Oxford pattern shoes.</p> <p>SSgts and Sgts: Black issued shoes.</p> <p>Females:</p> <p>Officers, WOs, SSgts and Sgts: Brown service shoes if on parade or brown court shoes.</p>	
66	Whip	As ser 58.	Officers and SSMs.

**FULL DRESS FOR THE BAND OF THE ROYAL YEOMANRY (INNS OF COURT & CITY YEOMANRY)**

SER (a)	ITEM (b)	DESCRIPTION (c)	REMARKS (d)
<b>Full Dress</b>			
1.	Chapka	<p><b>DOM and BM.</b></p> <p>6½ inches high in front, 7 inches at the sides and 8½ inches at the back; the top 7 inches square. Skull covered with black patent leather, the upper part and top with French Grey cloth. Gold gimp and orris cord diagonally across the top and down the corners of the upper part. On the left side, in front, a gold bullion rosette, with the Royal Cypher embroidered in gold on pale blue velvet; at the back of the rosette, a ventilated spring-socket for the plume-stem. A band of 1-inch gold lace of “Vandyke” pattern around the waist, with two bands of gold French braid below, the upper one ½-inch wide, the lower one ¼-inch; two similar bands of braid around the base of the cap, the ½-inch band to be the lower; each band of lace or braid to be 1/8-inch apart. A gilt metal rayed plate in front, mounted with the Arms of the City of London, battle-honour scrolls and other devices in silver. Black patent leather peak, edged with a wide stripe of gold embroidery between two narrower ones. A gilt ring and hook on a metal leaf at the back of the waist, for the cap-line and chin-chain.</p>	

SER (a)	ITEM (b)	DESCRIPTION (c)	REMARKS (d)
		<p><b>Chin chain.</b> Plain burnished gilt chin chain, ¾-inches wide, mounted on black patent leather, lined with velvet, attached to lions' heads at the sides.</p> <p><b>Cap-lines.</b> A double length of gold gimp and orris cord, matching that on the top of the cap, with slides and acorn ends, encircling the cap once, passing through the ring at the back of the cap, forming a double loop around the wearer's body, and attached by a narrow gimp loop to the top button on the left hand side of the tunic.</p> <p><b>Plume.</b> Drooping pale blue cocks' feathers, 14 inches long on front and 7 inches behind from the bend of the feathers, in a gilt plume-socket with five leaves.</p> <p><b>WO and SSgt</b></p> <p>Dimensions as for officers (see Para 1). Skull and top covered with black patent leather. The sides of the upper part covered with French grey cloth. Gold cord edging on the corner seams of the upper part. A gilding metal ornament at each of the four corners of the top. On the left side, in front, a gold bullion cockade, with the Royal Cypher embroidered in gold on light blue velvet; at the back of the rosette, a screw socket for the plume-stem. A band of 1-inch gold "Bias and stand" lace around the waist of the cap, concealing the junction of the skull with the upper part. A gilt metal plate in front bearing the Royal Arms, battle-honour scrolls</p>	

SER (a)	ITEM (b)	DESCRIPTION (c)	REMARKS (d)
		<p>and other devices. Black patent leather peak, lined with green skiver, 8¼ inches long and 1¾ inches deep. A gilt ring and hook on a metal leaf at the back of the waist, for the cap-line and chin-chain.</p> <p><b>Chin chain.</b> Plain burnished gilding metal chain, ¾-inch wide, mounted on black patent leather, attached to lions' heads at the sides.</p> <p><b>Cap-lines.</b> A double length of gold round cord, matching that on the top of the cap, with slides and acorn ends, encircling the cap once, passing through the ring at the back of the cap, forming a double loop around the wearer's body, and attached by a narrow gimp loop to the top button on the left hand side of the tunic.</p> <p><b>Plume.</b> Drooping horsehair, 14½ inches long, of pale blue, in a gilt plume-socket 1¾ inches deep.</p> <p><b>Sgts and Below:</b></p> <p>As for Warrant but with yellow worsted cord edging on the corner seams of the upper part, the cockade of light blue worsted with a yellow centre, bearing a gilding metal button. The band around the waist of the cap of plain yellow worsted braid.</p> <p><b>Cap-lines.</b> A double length of yellow worsted square cord, matching that on the top of the cap, with slides and acorn ends, encircling the cap once, passing through the ring at the back of the cap, forming a loop</p>	

<b>SER</b> <b>(a)</b>	<b>ITEM</b> <b>(b)</b>	<b>DESCRIPTION</b> <b>(c)</b>	<b>REMARKS</b> <b>(d)</b>
		<p>around the wearer's body, and attached by a narrow cord loop to the top button on the left hand side of the tunic.</p> <p><b>Plume.</b> As for Warrant Officers</p>	
2.	<b>Tunic</b>	<p><b>DOM and BM:</b></p> <p>French grey cloth, double-breasted, with plastron, collar, cuffs and piping, all of purple cloth. The cuffs edged with 1-inch gold "Bias and Stand" pattern lace forming a point 6 inches from the bottom of the sleeve; a narrow light of purple to show above the lace. Two small regimental buttons above the lace at the back of each cuff. The top and fronts of the collar edged with lace as on the cuffs. Two rows of buttons in front, seven in each row, the rows 8 inches apart at the top and 4 inches at the waist, the lowest pair of buttons being flat to go under the girdle; two buttons at the waist behind, one at the junction of each backseam with the waist-seam. The skirts edged with piping and pleated below the backseams. A vertical three-pointed cloth flap, edged with gold square cord, outside the pleat on each skirt, three buttons on each flap. A purple cloth welt in the backseams and sleeves. Plaited gold shoulder-cords, lined with cloth the colour of the tunic, secured by a small screw-button at the top, bearing badges of rank in silver embroidery for officers. For WO1, the Royal Arms and Bandmaster's</p>	

SER (a)	ITEM (b)	DESCRIPTION (c)	REMARKS (d)
		<p>badge in gold embroidery on purple backing on right forearm.</p> <p><b>WO2 and SSgt:</b></p> <p>French grey cloth with purple facings, piping and plastron, pattern as for officers. The cuffs pointed, rounded off at the hind arm seam, and edged with ¾-inch gold “Bias and Stand” lace extending to 5¾ inches from the bottom of the sleeve at the point and 2 inches deep at the back. The top and fronts of the collar edged with the same lace. Collar-badges as for officers (see Para 8). Two small regimental buttons above the lace at the back of each cuff, ½-inch from the seam. The buttons at the top corners of the plastron are fixed respectively 1 inch from the shoulder-seam and 2 inches from the shoulder-strap button. The lowest pair of buttons made flat to go under the girdle. Two buttons at the waist behind, at the junction of each backseam with the waist-seam. The skirts edged with piping and pleated below the backseams. A vertical three-pointed cloth flap, edged with purple piping, outside the pleat on each skirt, with three buttons on each flap. A welt of facing colour in the backseams and sleeves. Steel shoulder-chains, on shaped purple backing. Chevrons and badges of rank in gold lace and embroidery, on purple cloth backing.</p> <p><b>Sgt and below:</b></p> <p>As for Warrant Officers but with no gold lace on collar or cuffs.</p>	

<b>SER</b> <b>(a)</b>	<b>ITEM</b> <b>(b)</b>	<b>DESCRIPTION</b> <b>(c)</b>	<b>REMARKS</b> <b>(d)</b>
		Chevrons in ½ inch gold Universal Pattern lace, on purple cloth backing.	
3.	<b>Overalls</b>	<b>All Ranks</b>  Deep blue cloth with double stripes of purple cloth, each ¾-inch wide and 1/8 inch apart.	
4.	<b>Buttons and Badges</b>	<b>All Ranks:</b>  Gilt buttons with spur; collar-badges of the Devil in white metal	
5.	<b>Boots and Spurs</b>	<b>All Ranks:</b>  Wellington or George boots with steel swan-necked box-spurs.	
6.	<b>Shoulder Belt</b>	<b>DOM and BM only:</b>  Red leather, the width not to exceed 2¼ inches. Gold “Herringbone train” lace with purple central stripe. Buckle, tip and slide, and pickers and chains to front, all of standard Light Cavalry pattern in white metal.  Black leather pouch, silver flap with engraved decoration to edges, mounted with the Royal Cypher and crown in gilt.	




<b>SER</b> <b>(a)</b>	<b>ITEM</b> <b>(b)</b>	<b>DESCRIPTION</b> <b>(c)</b>	<b>REMARKS</b> <b>(d)</b>
7.	<b>Girdle</b>	<p><b>DOM and BM:</b></p> <p>Gold lace, 2¾ inches wide, with two purple stripes; fastened with a small strap and buckle on the inside, and outside with gold Russia braid loops and olivets; the loops in three rows, three loops in each row. The girdle to be 3½ inches longer than the actual waist measurement to allow for lap.</p> <p><b>WO2 and below:</b></p> <p>Yellow worsted with two purple stripes, lined with leather. Fastened inside with a leather strap and buckle. On the outside, three brass olivets at one end and three rows of yellow cord loops, three in each row, at the other end.</p>	
8.	<b>Medals</b>	Full sized court mounted medals	
9.	<b>Sword</b>	1912 Cavalry Officers' pattern, steel plated scabbard. Web sword belt worn under tunic with Gold lace sword slings, 1 inch wide, of same pattern as on shoulder-belt; purple morocco leather lining and edging. Billet buckles of plain gilt wire. Gold and crimson sword knot and acorn.	





<b>SER</b> <b>(a)</b>	<b>ITEM</b> <b>(b)</b>	<b>DESCRIPTION</b> <b>(c)</b>	<b>REMARKS</b> <b>(d)</b>
10.	<b>Cloak</b>	<p><b>DOM and BM:</b></p> <p>Blue, Cavalry pattern, with two diverging rows of gilt regimental buttons to front. Badges of rank in gold embroidery on blue backing.</p> <p><b>WO2 and below:</b></p> <p>Blue, as for King's Troop RHA, single-breasted. Chevrons and badges of rank in gold lace or embroidery, on plain backing, worn on right forearm.</p>	
<b>Frock Coat</b>			
11.	<b>Headdress</b>	<p>Forage cap, Rifle Green, Royal Yeomanry pattern. Silver chinstrap buttons. Three-quarter inch silver passing embroidery to edge of peak. RY cap-badge.</p>	
	<b>Frock Coat</b>	<p><b>DOM:</b></p> <p>Blue single breasted coat with black braid decoration of Line Cavalry pattern. Badges of rank in gold embroidery. Collar-badges are not worn.</p> <p><b>BM:</b></p> <p>Double breasted coat of universal pattern. Badges of rank and appointment in gold embroidery on purple backing. Metal collar-badges</p>	





<b>SER</b> <b>(a)</b>	<b>ITEM</b> <b>(b)</b>	<b>DESCRIPTION</b> <b>(c)</b>	<b>REMARKS</b> <b>(d)</b>
12.	<b>Other Items</b>	Overalls, boots, spurs, girdle, gloves and sword (if worn): As for Full Dress. (The shoulder belt is not worn with the frock coat)	






## QUEEN'S OWN YEOMANRY DRESS REGULATIONS










Item (a)	Description (b)	Proposal (c)	Remarks / Image (d)
	No 1 Dress Blues		
1.	No 1 Dress hat. Forage Cap	Scarlet hussar cap with scarlet band and welt, with black chinstrap secured by two small 22 ligne regimental Fox pattern buttons. Cap buttons are to be silver or silver-coloured anodised aluminium (SAA)  Females to wear male hat.	
2.	Cap Peak	Black patent leather with an edging of ¾ in silver 'passing' embroidery for all officers and WO1	
3.	No 1 Dress Cap Badge	Regimental cap badge of gilt fox in profile, with head to the left upon a silver scroll bearing the Regimental title for Offrs & WOs –  AA for ORs	
4.	Side Cap	Officers' side cap – Scarlet cloth, with silver braid piping to top, peak and flaps. Two silver 22-ligne regimental buttons to flaps  May only be worn with SD undress, barrack dress. Can also be worn with the No.1 Dress jacket instead of the forage cap when not on parade.	




5.	Tunic	<p>Cavalry patrol pattern made of dark blue barathea cloth with side bodies and side vents, the latter being 5 ½ inches deep. (OR's as issued). Fully lined dark blue.</p> <p>Stand collar of self-material 2 ½ inches high, 2 plain breast pockets with three point flaps secured with 2 hidden fasteners at the corners and a single 30 ligne regimental button. Pockets to be approximately 5 ¾ inches wide and 7 inches deep from the top edge of the flap. 2 hip pockets, patch type, with three-point flaps without buttons. (2 point flap for OR's). The patch is approximately 7 ¼ inches wide at the mouth, 9 ½ inches wide at the bottom and 10 inches deep measuring from the top of the flap. The depth varying depending on the height of the wearer. The top of the hip flap to run in line with the lowest button. The front is fitted with 5 x 36 ligne regimental buttons. The top button 1 ¼ inches from the collar seam. No waist hooks. The sleeves are cut to a drop-in cuff, which is made open and fitted with 2 holes and buttons. (no holes or buttons for OR's). The cuff is blunt pointed and 6 inches deep at the point and 2 ½ inches at the narrowest part. The shoulders are fitted with arrow shaped silver plated chainmail. This is backed with dark blue barathea cloth and set with the head of the arrow over the point of the shoulder. Metal rank badges are secured onto the chainmail. The tunic is to be worn with a detachable white patrol collar (officers &amp; RSM).</p> <p>Female will be Army standard female style – a high neck jacket without breast pockets – but in all other respects adopting the extant QOY pattern and accoutrements.</p> <p>Chain Shoulder LSN 8455-99-975-1099</p>	 
6.	Rank badges	<p>Bath Star, Large 5/8 inch size AA- gold/enamel finish. NSN 8455-99-130-3929</p> <p>Specification UK/SC/2124/@30429</p> <p>Crown, Large, Officers, AA - gold finish, Crimson velvet cushion.</p> <p>NSN 8455-99-130-3924</p> <p>Specification UK/SC/2124/@30424</p>	 



7.	No1 Dress rank insignia. SSgt Crown	<p>No1 Dress rank insignia. Blue backing with silver chevrons (L/Cpl – Sgt) NS: 8455-99-892-4644</p> <p>Rank insignia to be worn on the upper right arm.</p> <p>Quartermaster Sergeants, Staff Sergeants. Insignia, Crown LSN 8455-99-974-1148</p> <p>WO's Rank insignia to be worn on the lower right sleeve.</p> <p>Crown. Large. Warrant Officer Class 2. LSN 8455-99-973-8915</p>																	
8.	Tunic Buttons	<p>Regimental pattern buttons of 36/30/22 ligne, half-moon (domed) with Fox.</p> <p>All buttons silver plate for officers and silver-coloured anodised aluminium for ORs.</p> <p>Current style of button for reference (supplied by Firmin)</p> 	<p>Silver crested shank buttons costs.</p> <table border="1"> <thead> <tr> <th>Size</th><th>Qty</th><th>GBP each gold</th><th>GBP each nickel</th></tr> </thead> <tbody> <tr> <td>22.5mm</td><td>36L</td><td>210</td><td>0.72</td></tr> <tr> <td>19mm</td><td>30L</td><td>210</td><td>0.60</td></tr> <tr> <td>14mm</td><td>22L</td><td>126</td><td>0.37</td></tr> </tbody> </table> <p>There will also be a die/mould charge</p>	Size	Qty	GBP each gold	GBP each nickel	22.5mm	36L	210	0.72	19mm	30L	210	0.60	14mm	22L	126	0.37
Size	Qty	GBP each gold	GBP each nickel																
22.5mm	36L	210	0.72																
19mm	30L	210	0.60																
14mm	22L	126	0.37																
9.	Collar Badges	<p>QOY Regimental collar badges of gilt fox in profile, with head to the left upon a silver scroll bearing the Regimental title for Offrs &amp; WOs.</p> <p>Collar-badges <b>must</b> be paired so the foxes face inwards</p> <p>OR's - AA</p>																	
10.	Overalls / skirt	<p>Dark blue Barathea (Hainsworth- 001/13) with a (double stripe, B&amp;S (Yorkshire Hussars) Silver Lace /white ¾ x 2). The total width of the stripe to be 1 5/8th inches, showing a blue light not more than 1/8th inch wide between.</p> <p>Female Dark blue Barathea skirt (accepted as the norm across the Army)</p> <p>No1 Cavalry Pattern LSN 8405-99-974-8239</p>																	


		<p>Officers , WO1 - Double B&amp;S (Yorkshire Hussars) silver lace stripe</p> <p>ORs - double stripe of White.</p>	
11.	Boots / Shoes	<p>George Boots (highly polished) with spur housing with White metal swan-necked box spurs</p> <p>Females black court shoe (issue)</p>	
12.	Shirt	Offers & RSM. A white collarless shirt with double marcella cuffs is to be worn under the jacket.	
13.	Gloves	White cotton gloves will be worn when on parade.	
14.	Pouchbelt & Box	<p>Officers pattern.</p> <p>Red leather belt faced with two parallel rows of 1-inch silver B&amp;S (Yorkshire Hussars) Silver Lace separated by a ¼-inch central row of scarlet braid”.</p> <p>Silver Pickers and chains, buckle and slider</p> <p>Black Leather cartouche box (including flap).</p> <p>NSN 8465-99-428-7224. Size 21 cm wide x 10 cm high x 6 cm in depth.</p> <p>Regimental cap badge (enlarged) gilt fox / silver title with a gilt crown above the Fox on the pouch-flap for all ranks</p> <p>Gilt crown</p>	 <p>Example in Gold and Blue</p>  <p>Example: LG Officers Pouch Ammunition</p> 
15	WO's Cross Belt	<p>White cross belt. NSN 8465-99-428-7186</p> <p>Black Leather cartouche box (including flap). Size 14.5 cm wide 14 CM high 5.5cm in depth</p> <p>Regimental cap badge (enlarged) gilt AA with a gilt crown above the Fox on the pouch-flap for all ranks</p> <p>Gilt crown</p>	 <p>Example: LG ORs</p>
16	Waist belt	ORs. White plastic belt with silver buckle with Fox insignia	




17.	Sword	Cavalry Officers 1912 pattern sabre in nickel scabbard, carried on sword slings.	
18.	Sword Slings	Long grain leather back, with silver lace attached to a webbing belt worn under the tunic.  OR's white.  Ref item 14.	
19.	Sword Knot	Sword knot of silver cord with plaited acorn finial to match sword slings  ORs white.  Sword knot to be worn loose.  Ref Item 14.	
20.	Medals and Ribbons	Full-size medals are to be court-mounted. Medal-ribbons are to be permanently sewn to the jacket above the breast pocket. A row of beackets is to be placed immediately above the medal-ribbons to attach the medals when worn.	
21.	Squadron Arm Insignia	<p>All ranks shall wear embroidered antecedent squadron Insignia (squadron badge) on the right upper arm. SNCOs will wear their squadron badge on their chevrons. NCOs will wear it above their chevrons.</p> <div style="display: flex; align-items: center; margin-bottom: 10px;">  <div style="margin-left: 10px;">A Sqn (Queen's Own Yeomanry)</div> </div> <div style="display: flex; align-items: center; margin-bottom: 10px;">  <div style="margin-left: 10px;">B Sqn (Duke of Lancaster's Own Yeomanry)</div> </div> <div style="display: flex; align-items: center; margin-bottom: 10px;">  <div style="margin-left: 10px;">C Sqn (Earl of Chester's Yeomanry)</div> </div> <div style="display: flex; align-items: center;">  <div style="margin-left: 10px;">C &amp; S Sqn (Northumberland Hussars)</div> </div>	



		 RHQ	
	No 2 Dress Service Dress		
22.	Jacket & Trousers	No2 dress as issued. Not to be worn with the pattern waist belt.  Female Dress as standard Army issue.	Jacket and trousers tailored for best fit
23.	Buttons	Same as No 1 dress uniform. 4 large (36 ligne) standard regimental pattern Fox buttons- half moon (officers silver, ORs AA) on the centre line, 2 medium (30 ligne) on the chest pockets, 2 medium on the shoulder-straps	
24.	Shirt	Cavalry pattern white Shirt Officers & WO1. OR's as issued	
25.	Tie	Officers & WO1. Worsted light fawn woven officers tie.  NOTE: Silk woven tie preferred.  OR's issued	
26.	Sam Browne'	Officers & WO1 Cavalry pattern brown leather with furniture (buckle, D-loops etc) to be in silver (ie silver-plated). The sword frog is not to be worn without a sword. Removed when wearing service dress undress.	Without whistle.
27.	WO's Cross Belt	Cavalry pattern brown leather silver buckles, with regimental cap badge on the brown leather pouch box (same dimensions as No1 Dress). Removed when wearing service dress undress.	
28.	Waist Belt	ORs White plastic belt with silver buckle with Fox insignia	
29.	Shoes	Officers & WOs Oxford pattern brown leather with a single brogue welt behind the toe cap. LSN 8430-99-975-2936	

		OR's Black FAD Service Black LSN 8430-99-297-6288	
30.	Socks	Officers fawn. ORs as issued	
31.	Gloves	Officers & WOs. Brown leather officers pattern	
32.	Collar Badges	As item 9	
33.	Chain Mail	Only B (DLOY) shoulders are fitted with arrow shaped silver plated chainmail. (As worn on the No.1 Dress jacket)	Battle honor (ADC approved)
34.	Shoulder Titles	Officers – WO1 gilt metal QOY shoulder titles. ORs AA	
35.	Medals and Ribbons	As per Item 20.	
36.	Rank Badges	Officers as serial 6.  Chevrons as issued in accordance with No2 dress (L/Cpl – Sgt)  LCpl: Stripe Service LSN 8455-99-496-1878  Cpl: Stripe Service LSN 8455-99-496-1879  SGT Stripe Service LSN 8455-99-496-1880  SSgt Insignia Rank Crown small LSN 8455-99-496-1868  WO2 Insignia Rank Crown large LSN 8455-99-496-1837	
37.	Squadron Arm Insignia	Squadrons shall wear embroidered antecedent squadron Insignia as No 1 dress.	
38.	Sword	Officers Cavalry Officers 1912 pattern sabre with brown leather scabbard and worn on brown leather sword frog matching the Sam Browne belt.	
39.	Sword Knot	Brown leather strap with plaited leather acorn finial. To be worn loose.	

40.	Service Dress Cap	<p>Officers – WO1. To match the fabric of the service dress jacket and trousers, brown leather chinstrap, secured with 2 small 22 ligne regimental pattern buttons and plain peak and welts. Worn with metal QOY cap badge. Only to be worn with SD undress and Barrack Dress</p> <p>Cap badge as No1 dress</p> <p>Female style – Male pattern</p>	
41.	Riding Crop	<p>Officers -Brown braided leather with heavy cavalry ‘fishtail’. Silver / gilt ferrule engraved with the officers’ name. A regimental button / pin fitted to the top.</p> <p>A riding crop is to be carried with No 2 service dress whenever a sword is not being carried.</p>	
42.	Riding Whip	<p>WO’s Riding whip ‘fishtail’. Silver / gilt ferrule A regimental button / pin fitted to the top. To be carried with No 2 service dress whenever a sword is not being carried.</p>	
	No 3 Dress Tropical Ceremonial		
43.		<p>White patrols jacket.</p> <p>Remainder as for No 1 Dress (above).</p>	
	No 4 Dress Tropical SD		
44.		<p>Lightweight SD jacket and trousers. Remainder as for No 2 Dress (above)</p>	
	No 8 Dress C o m b a t Dress		
45.	Beret	<p>Officers &amp; WOs Blue Beret</p> <p>To be worn level around the head with the band ½ inch above the eyebrows and loose material pulled right and to</p>	

		the rear. The cap badge is to be directly above the left eye.	
46.	Cap Badge	Offrs & WO1- Regimental cap badge of bullion wire embroidered fox in profile, with head to the left cut to shape, a navy background. AA for ORs	
47.	Belts	No Belts over jackets	
48.	Name Badges	All personnel to wear their name badges in green lettering on an olive green / MTP tape cloth, centered on the top edge of the left hand chest pocket, on all combat clothing	
49.	Stable Belt	QOY Stable belt (flash colours) not to be worn with MTP. 5 alternating horizontal bars 3 of Oxford blue and 2 of Gold. The buckles are to be fastened to the front.	
50.	QOY TRF and Brigade Flash	TRF to be worn on the right arm, sewn onto the MTP uniform blanking patch and brigade flash and union jack to be worn on the left arm and sewn onto the MTP uniform blanking patch.  5 alternating horizontal bars 3 of Oxford blue and 2 of Gold.	
51.	Lance pennant	Colour same as TRF flash	
52.	Rank Badges (slides)	Officers: Olive green epaulette slide with 'QOY' in White lettering and sewn-on gold stars and crowns (trimmed as required).  ORs Olive green epaulette slide with 'QOY' in Black lettering and sewn-on rank (attached ranks to wear "QOY" slide)	
53.	Shirt	Worn with green/brown under shirt.	
54.	Trouser Twist	Trousers to be worn with twisters or tied using laces. Trousers not to hang loose over the top of the combat boots	
55.	Combat Jacket Hoods	Hood is to be rolled up and secured with the integral fastening cord.	
	No 10 Temperate Mess Dress		

56.	Overalls, boots and spurs.	As described for No.1 Dress  Females – Dark blue Barathea full-length skirt	
57.	Dress Hat	As Item 1.	
58.	Jacket	<p>Prussian Blue (dark doeskin, Hainsworth – Garter blue 205) with silver piping &amp; buttons. Cuffs &amp; Neck: colour of tunic.</p> <p>Females - same jacket &amp; waistcoat tailored to the female form for both officers and SNCOs worn with ankle length pleated skirt of same colour as jacket.</p> <p><b>Officer Jacket.</b> (See attached paintings)</p> <p>Blue cloth. Upright collar, not less than 2 inches nor more than 2½ inches high, cut square at the ends. A loop of narrow silver braid at the base of the collar on the left, attached to a hook on the right hand side, to fasten the jacket across the waistcoat. The jacket edged all round, including the collar, with ¾ in silver Yorkshire hussars (B&amp;S) pattern lace, traced inside with narrow (4mm) silver Russia braid forming an eye at the back of the collar and at the bottom corners of the jacket. The collar-seam trimmed with the same braid. Five woven silver olivets to the left front edge. A false pocket each side of the jacket, traced with narrow Russia forming a trefoil at each end and above and below in the centre, 6 inches long overall. The cuffs pointed, edged with silver lace as on the jacket, terminating at the base of the sleeve. The lace traced with narrow Russia braid which forms a trefoil above the point and a crow's foot in the angle below. The sleeve ornament, including the Russia figure, to be 7 inches deep from the base of the sleeve and 2½ inches deep at the rear. Backseam ornaments of a single row of silver lace as on jacket, traced each side with narrow Russia braid forming a trefoil at the top and bottom. Shoulder-cords of plaited silver round cord, lined with blue cloth, secured</p>	  

		by a silver half-ball button and bearing badges of rank in gold embroidery.  <b>SNCO</b> - Jacket as for officers but without olivets or plaited shoulder-cords.	
59.	Waistcoat	Scarlet (Hainsworth – 105); upright collar, approximately quarter of an inch lower than that of the jacket, cut square at the ends and fastened with two hooks and eyes, with a black silk tab behind. A row of silver studs to front. The waistcoat edged around the collar, down the fronts and along the bottom edges to the side-seams, with 4mm silver Russia braid. A second row of the same braid within the outer row, forming eyes along the front and bottom edges and a figure-of-eight in the bottom corners. The pockets edged with a row of Russia forming an eye at each end, and an outer row, forming eyes and scrolls at the ends and above and below in the centre. (as picture)  <b>SNCO's</b> – same waistcoat apart from no edging around pockets (plain)	
60.	Shoulder Cords	Officers: plaited silver cords as illustrated;  SNCOs: A plain loop of silver cord secured by a button	
61.	Squadron Arm Insignia	As per item 21.	
62.	Shirt	A white collarless shirt with cuffs is to be worn under the jacket.	
63.	Rank Badges	5/8th inch Bath Star or St. Edward's Crown, in silver bullion embroidery.  As item 7.	
64.	Medals	Court mounted miniature medals to be worn.	
	No 12 Dress Tank Park Order		
65.	Beret	As Item 46	



66.	Green Shirt	Issue	
67.	Coveralls	Name tag to be sewn-on in green lettering on an olive green tape cloth, centered on the top edge of the left hand chest pocket,	
68.	Boots	Issue	
69.	Belt	Green issue	
	No 13 Dress Winter Barrack Dress.		
70.	Service Dress Cap	As Item 41 – worn by officers and WOs1 only	
71.	Side Cap	As Item 3 – worn by officers and WOs1 only	
72.	Beret	ORs Beret	ADC Note:  “Berets should not be permitted to be worn in Barrack Dress” for Officers
73.	Jersey	Officers, WO’s Cavalry officers pattern regimental jersey, ‘storm blue’ colour, notched bottom seam, v-necked, 100% plain knit wool, with shoulder-straps and elbow patches of dark blue. (Current QOY pattern). Button brown  OR’s Jersey Heavy Wool	[be supplied by William Lockie & Co Ltd (Hawick) for £54.00 plus VAT and a minimum order of 24 garments with 9 week production time]
74.	Ranks Badges	As item 6	
75.	Shoulder Titles	Officer, gilt. ORs AA QOY shoulder titles.	

76.	Shirt	As item 25	
77.	Tie	As item 26	
78.	Jersey Heavy Wool	Issue heavy wool worn with rank slides as Item 53 (ORs)	
79.	Trousers	As item 20	
80.	Socks	As item 30	
81.	Footwear	As item 31	
82.	Riding Crop	As item 42 / 43	
83.	Stable Belt	As item 50	
	No 14 Dress Summer Barrack Dress.		
84.	As No 13 Dress	Barrack Dress with issued short sleeve shirt with (no jersey) and tie. Not Officers.  Officers - White long sleeve shirt (sleeves folded up above the elbow.	
85.	Stable Belt	As Item 49.	
86.	Rank Badges	Ivory epaulette slides with QOY in gold lettering and sewn-on gold stars and crowns.  Officers/WO1 Shoulder Titles and rank-badges silver/ white metal.	





## Dress Regulations for the Royal Wessex Yeomanry



Wef Jul 17


Serial	Order of Dress/Item	Description	Remarks
<b>Cap Badges and Headdress</b>			
1.	Cap Badge  Officers and WOs	The Regimental Crest granted by the College of Arms in dead gilt and dead silver for No1 and No2 Hats and embroidered for use on Berets. Both versions to be mounted on a black felt surround.	<p>Left: No1 and No2 Hat badge in dead gilt and dead silver. Right: Early impression of embroidered beret badge in silver and gold bullion.</p> <div style="display: flex; justify-content: space-around; align-items: center;">   </div> <p>Both to be mounted on a black felt backing cloth in order to mark our affiliation to the RTR</p>
2.	Cap Badge  Other Ranks	A metal and enamel depiction of the Royal College of Arms approved Regimental badge.	The black felt border is to mark our affiliation to the RTR.



		<p>The cap badge sits on shaped black felt to create a 3mm border around the outline of the badge.</p>	<p>Beret - The felt is sewn onto the beret and the badge secured with cotter pins.</p> <p>No1 Hat - The felt and badge are secured to the hat with cotter pins.</p> <div data-bbox="1023 370 1559 740" data-label="Image"> </div> <p>Design for OR's Cap Badge and image showing black Melton border.</p>
3.	<p>Forage Cap.</p> <p>Officers and WO1s</p>	<p>Peaked cap of dark blue Melton with a band and piping around the crown of Badminton blue velvet. Black patent leather chinstrap resting on a gold wire bullion passing peak. The chinstrap secured by two small ½ ball buttons.</p>	<p>The selections of gold lace rather than silver, and Badminton Blue (a mid-blue) come from the Royal Gloucestershire Hussars (RGH). At varying times throughout their c220 year histories, the Royal Wiltshire Yeomanry (RWY), Royal Devon Yeomanry (RDY) and the Queen's Own Dorset Yeomanry (QODY) have each used gold lace and a mid-blue similar to Badminton Blue.</p> <p>Remembrance poppies are worn behind the securing button on the left hand side of the cap.</p>
4.	<p>Forage Cap.</p> <p>Other Ranks</p>	<p>Dark blue peaked cap with a cloth Badminton Blue band and piping around the crown. Black plastic chinstrap resting on the peak. The chinstrap (stud on the left) is secured by two small ½ ball buttons.</p>	

		Note: WO2s also wear this hat but with an Officer's pattern embroidered capbadge.		
5.	Khaki worsted peak Hat.  Officers and WOs	Khaki worsted hat with piping on crown, 2½ inch round cavalry peak, brown ¾ inch leather chinstrap with tabs on keepers, secured by two small ½ ball buttons.	Officers and WO1s - with silver embroidered capbadge. WO2s - with metal and enamel capbadge.	
6.	Field Service Cap.  Officers and WO1s	An Austrian Pattern Field Service Cap made of dark blue Doeskin with gold 3mm piping around the crown and along the flaps. Worn with the Officer's capbadge sewn on to the left side of the body and with two small ½ ball buttons at the front.	This hat is identical to that previously worn by the RDY but with the silver piping changed to gold.	
7.	Beret  All Ranks	Brown with leather band as issued.	The brown colour is to mark our affiliation to the KRH.  Worn with the cap badge over the left eye, beret band parallel and the fullness pulled to the right and rear.  Cap badge as per serials 1 and 2.	

8.	Specialist Hats  All Ranks	MTP issue Bush Hat, Patrol Cap and Cold Weather Cap.	<p>No capbadge worn.</p> <p>Under no circumstances are Bush hats to be tailored to look like Pork-pies.</p> 
<b>Ceremonial Full Dress</b>			
9.	Full Dress Uniform  All ranks		As the Squadrons hold reasonable amounts of Full Dress uniform of the antecedent Regiments, it is proposed that no change will be made to their individual ceremonial dress regulations to allow them to field Sword Orderlies/Guards of Honour in the old traditional county uniforms. This will also avoid the crippling expense of furnishing new ceremonial uniforms.
<b>Number 1 Dress – Blues</b>			
10.	Headdress  Officers and WO1s	Forage Cap or Field Service Cap (Ser.3 and 6)	
11.	Headdress  Other Ranks	Forage Cap (Ser.4)	
12.	Tunic.	Cavalry patrol pattern made of dark blue barathea with side bodies and side vents, the	The Dark blue Baratheia is that worn by the RWY, RDY and QODY (The RGH wore Badminton Blue Baratheia).

Officers and WO1s	<p>latter being 5 ½" deep. Fully lined dark blue. Stand collar of self-material 2 ¼" high with collar badges (as per serial 13). The collar bordered with 6mm gold and blue-fleck Russia braid. For officers of Lt-Col rank and above, the top edge and front of the collar is figured in tight loops of the same braid inside the existing border. 2 plain breast pockets with three-point flaps secured with medium ½ ball buttons. Pockets are approximately 5 ¾" wide and 7" deep from top edge of flap. 2 hip pockets, patch type, with three-point flaps without buttons. The patch is approximately 7 ¼" wide at the mouth, 9 ½" wide at the bottom and 10" deep measured from the top of the flap. The depth varying slightly according to the height of the wearer. The top of the hip flap to run in line with the lowest button. The front is fitted with five medium ½ ball buttons, the top button 1 ¼" from the collar seam. No waist hooks. The sleeves are cut to a drop-in cuff, which is made open and</p>	<p>The distinctive figuring around the collar and the cord loop is a detail taken from the RGH No1 Dress uniform and has been in use since before 1894.</p>  <p>Russia braid figuring on collar and square-cord shoulder loops.</p> 
-------------------	--	---

		<p>fitted with 2 holes and small ½ ball buttons. The cuff is blunt pointed and 6” deep at the point and 2 ½” at the narrowest part. The shoulders are fitted with arrow shaped silver plated chainmail. This is backed with dark blue Barathea and set with the head of the arrow over the point of the shoulder. A 6mm gold and blue-fleck square-cord rises through the chainmail at the point of the shoulder and forms a loop around a post-mounted button. Silver and colour embroidered rank badges are sewn onto this loop. Shoulder titles are not worn.</p>	 <p>Lt-Col's and above collar figuring detail and shoulder loops.</p>
13.	<p>Tunic.</p> <p>Other Ranks</p>	<p>Issued dark blue No.4 Cavalry patrol pattern jacket worn with collar badges (as per serial 14). The jacket secured with five medium ½ ball buttons with one securing each breast pocket. Cavalry pattern chain mail mounted on the shoulders. Gold anodized shoulder titles to be worn.</p>	<p>The Dark blue Barathea is that worn by the RWY, RDY and QODY (The RGH wore Badminton Blue Barathea).</p>
14.	Overalls	Dark blue cavalry pattern patrol overalls with leather boot	<p>The dark blue colour chosen is that worn by the RWY, RDY and QODY (The RGH wore Badminton Blue).</p>

	Officers and WO1s	straps and buckles. Adorned with two stripes of $\frac{3}{4}$ " gold "Irish Wave" lace (formerly the RGH pattern and now adopted as the RWxY pattern) $\frac{1}{8}$ " apart astride the outer leg seams.	
15.	Overalls  Other Ranks	Dark blue cavalry pattern patrol overalls with leather boot straps and buckles. Adorned with two $\frac{3}{4}$ " stripes of buff cloth $\frac{1}{8}$ " apart astride the outer leg seams.	<p>Overalls are not to have pleats or side seam pockets. Buff selected as it is one of the two main regimental colours and to match the backing colour of the NCO badges of rank (and currently used by the RGH Guidon escort).</p> 
16.	Collar Badges.  Officers and WO1s	<p>RHQ to wear B/Y Sqn pattern collar badges.</p> <p>RHQ, A, B, D and Y Sqn's to wear silver Sqn badges.</p> <p>C Sqn to wear gilt Sqn badges.</p> <p>All secured by cotter pins on the reverse of the collar</p>	<p>RHQ officers and WOs adopt the senior antecedent Sqn badge, the Prince of Wales' plumes as worn by the Royal Wiltshire Yeomanry Sqns (B &amp; Y).</p> <p>Sqn collar badges maintained in order to keep the important link to our home counties and to the old comrades who fought under those historic badges.</p>





A (DY) Sqn collar badge.





RHQ, B and Y (RWY) Sqn collar badge.







C (RGH) Sqn collar badge.




			 <p>D (RDY) Sqn collar badge. (Note inward facing Lions)</p>
17.	Collar Badges.  Other Ranks	<p>RHQ, A, B, D and Y Sqn's to wear silver anodized Sqn badges.</p> <p>C Sqn to wear gold anodized Sqn badges.</p> <p>All secured by cotter pins on the reverse of the collar.</p>	The same pattern as the Officer's badges but different material.
18.	Shoulder Titles  Other Ranks	'Royal Wessex Yeomanry' in gold anodized metal.	Secured to the chain mail by pinch pins.
19.	Buttons.  Officers and WO1s	Plain ½ ball brass or gilt buttons.	<p>The plain ½ ball buttons come from the RDY uniform.</p> 




20.	Buttons  Other Ranks	Plain ½ ball buttons in gold anodized metal.	As per the Officer's buttons but different material.
21.	Cross Belt  Officers and WO1s	<p>Officers are permitted to wear pouch belts originating from any one of the antecedent regiments.</p> <p>The sealed Regimental pattern to be the RGH Rose pattern lace with Badminton blue stripes to reflect the Regimental decision to select gold lace over silver.</p>	<p>This proposal is due to the prohibitive cost of commissioning an RWxY pattern cross belt.</p> <p>All antecedent cross belts are of the Light Dragoon pattern. Silver cartouche pouch with Royal Cypher in gilt; silver buckle, slide, tip, pricklers, boss, plate and chains. The RWY, RDY and DY have silver lace and the RGH have gold.</p> 

			 <p>Sword slings and knots are to match the pouch belt being worn.</p>
22.	Cross Belt  Other Ranks	Black plastic pouch box with dead silver and dead gilt Prince of Wales' Plumes mounted on buff cloth. The pouch box suspended from a white plastic cross belt with a brass buckle	<p>The Regt already has several of these cross belts, but they have Sqn badges on the pouches.</p> <p>The Royal Wiltshire Yeomanry Sqns (B &amp; Y) currently use this badge but set upon a scarlet cloth backing. As they are the senior antecedent regiment, and as 40% of the Regt already uses it, it was thought appropriate that the whole Regt adopts the Prince of Wales' plumes for use as a pouch badge.</p> <p>It was decided that the scarlet cloth backing would be replaced with buff to link in with the backing cloth used for the NCOs chevrons and the stripes on their overalls.</p> <p>Using these for Full Dress, No1 Dress and No2 Dress was thought to be a very smart and practical solution and a particularly good way to reinforce the Regtl. brand.</p> <p>The cross belt is worn across the left shoulder adjacent to medals worn above the left breast pocket.</p>


			
23.	Rank Insignia Officers	Bath Star or St. Edward's Crown 3/8 <sup>th</sup> inch silver and colour embroidered rank insignia.	
24.	Rank Insignia. Other ranks	<p>WOs - The Royal Arms in gold embroidery with a correctly shaped buff Melton border 3mm wide.</p> <p>SSgt and below – Chevrons of gold Bias &amp; Stand pattern lace backed with buff Melton.</p>	<p>The buff backing worn behind ORs badges of rank comes from the RGH and was chosen from the antecedent colours by the Serving Regimental Dress Committee.</p> <p>Note chevrons are to be the correct curved pattern shown below.</p>


			 <p>The RGH Cpls have traditionally only worn their chevrons on their right sleeve due to their full dress uniform including a Pelisse. Both LCpls and Cpls wore a small crown above these chevrons in a manner similar to the HCR CoH. We would like to propose that this tradition is allowed to be continued for Full Cpls only - but only in Full, No1 and No2 Dress ie: in no form of working/combat dress. (This would be for the whole regiment, not just C (RGH) Sqn.)</p>
25.	SNCO's/WO's Rank Badges.	<p>SNCO's – Sqn pattern rank badges worn superimposed on the chevrons on the right arm only.</p> <p>WO's – Sqn pattern rank badges to be worn below Royal Arms/Wreath.</p>	<p>Rank badges are not to extend outside the chevrons buff backing cloth.</p> <ul style="list-style-type: none"> <li>• A Sqn – The head of a Dorset Ram edged in red.</li> <li>• B &amp; Y Sqn's – The Prince of Wales' Feathers edged in red.</li> <li>• C Sqn – The Crest of the Beaufort Family edged in buff.</li> <li>• D Sqn – The Crest of Lord Rolle edged in red.</li> </ul> 


			
26.	<p>Sqn badges.</p> <p>All Ranks</p>	<p>B, D and Y Sqn personnel are to wear a 25mm size embroidered Sqn devices 60mm below the point of the shoulder on their left sleeve.</p>	<p>In recognition of their service with the 2<sup>nd</sup> NZ Division in WWII, B and Y (RWY) Sqn's wear the divisional insignia (silver fern leaf with black border).</p>  <p>In recognition of their service with the Canadian Infantry Division in the Italian campaign in 1943, D (RDY) Sqn wear the divisional insignia of a gold Maple leaf on a red backing.</p> 



27.	Medals.  All Ranks	Court Mounted.	Personnel who opt to remove the protective lacquer from their medals (NATO and UN) are to ensure they remain highly polished.
28.	Sword.  Officers and WO1s	Cavalry Officers 1912 Pattern sword in nickel scabbard, carried on sword slings attached to a web belt worn under the tunic. Gold or silver lace on red Morocco leather sword slings to match the sword knot and cross-belt (from antecedent regiments).	<p>The RWY, RDY and DY have silver lace and the RGH have gold with red flecks.</p>  <p>RGH sword knot.</p> <p>The sealed Regimental patterns to be gold lace sword slings and gold, red-flecked sword knots in line with the Regimental choice of gold lace.</p>
29.	Sword.  Other Ranks	Cavalry 1908 pattern sword in nickel scabbard carried on white plastic sword slings attached to a web belt worn under the tunic. White plastic or buff leather sword knot.	 

30.	Gloves. All Ranks	White cotton gloves as issued.	
31.	Footwear Officers and WO1s	Mess Wellingtons with 2.5" silver swan neck boxed spurs.	
32.	Footwear. Other Ranks	George boots fitted with 2" nickel swan neck cavalry pattern spur.	
33.	Socks All Ranks	Cotton as issued.	




34.	Cloak  Officers and WO1s	Cavalry pattern Officers cloak in Dark Blue Melton cloth with red shalloon lining. Prussian cuffs with 2 lines of divergent full ball buttons. A Badminton Blue velvet collar with the underside of buff Melton. Large gold embroidered rank on plain shoulder straps.	
-----	-----------------------------------	--	--

35.	Cloak  Other ranks.	Cavalry OR's pattern cloak in Dark Blue Melton cloth with red shalloon lining. 2 lines of divergent full ball buttons. The collar to be Dark Blue with a buff underside. Badges of rank identical to No.1 Dress tunic.	
<b>Number 2 Dress – Service Dress</b>			
36.	Headdress  Officers and WO1s	Forage Cap or Field Service Cap. (Ser. 3 & 6)	Officers and WO1s may wear the Field Service Cap with No2 dress but not on parade.
37.	Headdress  Other Ranks.	Forage Cap. (Ser.4)	
38.	Jacket.  Officers and WO1s	Standard issue Service Dress jacket. Secured with four medium ½ ball buttons. Breast pockets, lower pockets and shoulder straps secured by a single medium ½ ball button. The cuffs secured by 2 small ½ ball buttons.  (All buttons as per serial 19)	In accordance with Army Regulations the RWxY will wear the issued SD (introduced as Future Army Dress in 2012).
39.	Jacket	Standard issue Service Dress jacket. Secured with four	



	Other Ranks	medium ½ ball buttons. Breast pockets and shoulder straps are secured by a single medium ½ ball button.  (All buttons as per serial 20)	
40.	Trousers  Officers and WO1s	Standard Service Dress trousers as issued.	
41.	Trousers  All Ranks	Standard Service Dress trousers as issued.	
42.	Collar Badges  Officers and WO1s	Worn on the lapel secured on the reverse by cotter pins.  Identical to serial 16 with the exception of D (RDY) Sqn.	D (RDY) Officers and WO1s traditionally wear subdued bronze collar badges in No2 Dress.    D (RDY) Officers/WO1s bronze collar badges.
43.	Collar Badges  Other Ranks	Identical to serial 17.	Worn on the lapel secured on the reverse by cotter pins.
44.	Shoulder Titles  All Ranks	'RWxY' in gold stay-bright metal.	Secured by pinch pins on the underside of the shoulder cord on a Badminton Blue backing that follows the outline of the title creating a 2mm border.

				
45.	Buttons  Officers and WO1s	Identical to serial 19.		
46.	Buttons  Other Ranks	Identical to serial 20.		
47.	All Arms Trade and Qualification Badges.  SSgt and Below	Khaki Worsted.	SSgts and below are authorised to wear Snipers, PTIs and Skill at Arms instructors qualification badges where appropriately qualified. They should be worn 25mm from the shoulder seam on the right arm.	
48.	Badges of Rank.  Officers	Bath Star or St. Edward's Crown 5/8 <sup>th</sup> size in gilt.	<p>Mounted on a Badminton Blue backing that follows the outline of the badge creating a 2mm border. This is in recognition of our links to the QRH with the blue changed from their Garter Blue to the RWxY regimental colour of Badminton Blue.</p> 	


49.	Badges of Rank. Warrant Officers	Embroidered coat of Arms or Wreath with Cavalry yellow border.		
50.	Badges of Rank SSgt and Below	Khaki worsted chevrons.	 SSgts are to wear a brass crown mounted on buff felt 'cut to shape' over worsted chevrons. All chevrons are to be the correct curved pattern.  Full Cpls to wear a worsted crown above their chevrons as per Ser.24	
51.	SNCO's/WO's Rank Badges.	Rank badges (same material and design as per Ser.25) but on chevrons made of khaki worsted rather than gold lace.		
52.	Medals. All Ranks	See serial 27.		


53.	Cross Belt  Officers/WO1s	<p>RD: A brown leather belt with silver pricklers, chains and rose boss and a leather pouch with the Prince of Wales' Plumes badge (same as OR's Ser.22 but without buff cloth backing)</p> <p>ERE: A brown leather belt with whistle and holster and a leather pouch with the Prince of Wales' Plumes badge fitted to its face.</p>	 <p>To reduce the financial burden on officers at ERE, they replace the chains and pricklers with the traditional cavalry whistle, strap and holster.</p>  
-----	---------------------------------	--	---

54.	Cross Belt Other Ranks	Same cross belt and pouch worn as serial 22.	
55.	Sword. Officers and WO1s	Cavalry pattern (1912 pat) sword with brown leather scabbard, slings and sword knot.	Sword slings suspended from web belt worn underneath the jacket. (Swords are not carried by ORs in Service Dress.)
56.	Shirt. Officers and WO1s	Cavalry pattern white shirt.	
57.	Shirt. WO2s	Officer pattern issue fawn shirt.	
58.	Shirt. Other ranks	Fawn SD shirt as issued.	
59.	Tie All ranks	Worsted light coloured weave as issued.	
60.	Footwear Officers and WO1s	Issued brown Oxford pattern shoe.	
61.	Footwear Other ranks	Black Shoes as issued.	
62.	Socks All ranks	Fawn as issued.	
63.	Gloves	Brown leather as issued.	


	Officers and WO1s		
64.	Whip  Officers	Brown braided leather with Heavy Cavalry Wedge. Silver ferrule engraved with the Officer's name. A Regtl. or Sqn. button/pin fitted to the top.	
65.	Stick  WOs	Blackthorn Shillelagh.	Blackthorn Shillelagh carried by all WOs to mark our affiliation to the QRH. Regt. 
66.	Greatcoat  Officers and WO1s	<p>Cavalry Officers' Khaki Greatcoat 1944 pattern. Yellow piping to the collar, shoulder straps and cuffs (which are Prussian style).</p> <p>Bath Star or St. Edward's Crown 5/8th" rank badges in gilt and anodized Regtl shoulder titles to be worn.</p> <p>Large gilt ½ ball buttons.</p> <p>Or</p> <p>"British Warm" pattern greatcoat may be worn.</p>	When worn on parade, it is to be properly done up. When not on parade, the top two buttons may be left open, but the lapels are not buttoned back. The coat collar is not turned up except in very inclement weather.



67.	Greatcoat  Other ranks.	Mounted Cavalry OR's pattern greatcoat with ½ ball anodized buttons. Badges of rank identical to No.2 Dress tunic and anodized Regtl shoulder titles to be worn.		
<b>Number 3 Dress – Tropical Blues</b>				
68.	Tropical Blues Dress  All Ranks.	The uniform and accoutrements precisely the same as No.1 Dress temperate Blues with the exception of the tunic. No.3 Dress tunic to be made of white cotton with chainmail and all buttons and badges to be detachable.		
<b>Number 4 Dress – Tropical Service Dress</b>				
69.	Tropical Service Dress  All Ranks.	The uniform and accoutrements precisely the same as No.2 Dress temperate Service Dress with the		

		exception of the tunic and trousers. No.4 Dress tunic to be made of lightweight tropical material and to be fitted with chainmail on the shoulders as per No1 Dress.		
<b>Number 5 and Number 8 Dress – PCSU</b>				
70.	Headdress  Offrs/WO1s  WO2s  Other Ranks	Beret or Field Service Hat with silver embroidered capbadge.  Beret with Officer's pattern silver embroidered capbadge.  Beret with enamel capbadge on black felt backing.	All ranks may wear the MTP issue hats in Ser.8 when in the field.	
71.	Belt  Officers & WOs	Webbing belt or Regimental stable belt.	Only webbing belts to be worn in the field.	
72.	Belt  Other Ranks	Issue plastic belt or Regimental stable belt.	Only issue belts to be worn in the field.	
73.	Windproof Smock  All Ranks	As issued.	Worn with belt on outside. Name Tags above left breast pocket.	
74.	Lightweight Jacket or	As issued.	Worn tucked in with sleeves up or down in accordance with seasonal change. Name Tags above left breast pocket.	

	Tropical (CBT95) Shirt		
	All Ranks		
75.	Trousers.	As issued.	Always to be secured at the boot with Twisters.
	All Ranks		
76.	Socks.	As issued.	
	All Ranks		
77.	Footwear	Combat boot as issued	Non-issue boots are worn by exception and only on medical grounds.
78.	Shirt	Officer's Cavalry pattern white or olive green shirt.	Only MTP shirts/jackets to be worn in the field. Buff slides for white shirt and olive or MTP for olive shirt.
	Officers & WO1s		
79.	Pullover	Jersey Heavy Wool.	Worn with olive or MTP slides.
	Officers & WO1s		
80.	Rank Slides.	Plain issued MTP slide or olive green slide with embroidered Cavalry yellow crowns and/stars with RWxY at the base of the slide in black thread.	
	Officers		
81.	Rank Slides.	Plain issued MTP slide or olive green slide with embroidered Cavalry yellow crowns and/stars with RWxY at the base of the slide in black thread.	
	Other Ranks.		

82.	Tactical Recognition Flash.  All Ranks	A depiction of a cavalry spur on a Badminton Blue and Buff diamond shaped background.	Worn on the right upper arm on the issued Velcro blanking patch.  
83.	Formation Patches.  All Ranks	Brigade and Divisional insignia.	Worn central on left upper arm below the union flag on the issued Velcro blanking patch.
<b>Number 10 Dress – Mess Dress</b>			
84.	Headdress  Officers and WO1s	Forage Cap or Field Service Cap (Ser.3 and 6)	
85.	Headdress  Other Ranks	Forage Cap (Ser.4)	
86.	Jacket.  Officers and WO1s	Badminton blue Doeskin cloth throughout with gold braid and cord. Upright collar, 2½” high, cut square at the ends. A loop of 4mm Russia braid at the base of the collar on the left, attached to a hook on the right hand side, to fasten the jacket across the waistcoat. The jacket edged all round, including the collar, with 6mm	The design incorporates elements from all our antecedent Regts.

Russia braid, traced inside with 4mm Russia braid. The collar-seam trimmed with 6mm Russia braid terminating at each end under the braid edging of the jacket and also traced with 4mm Russia forming an eye at each corner and a trefoil in the centre. Five gold olivets to the left front edge. A false pocket each side of the jacket, traced with 4mm Russia forming a trefoil at each end and an eye above and below in the centre, 6 inches long overall. Blue cloth dummies at the base of each back seam. The cuffs pointed, edged with 6mm Round Cord forming a loop above the point and terminating at the base of the sleeve. The cord traced with 4mm Russia braid which forms a figure above the loop and three eyes in the angle below. The sleeve ornament, including the Russia figure, to be 8 inches deep from the base of the sleeve and 2½ inches deep at the rear. Back-seam ornaments of a double row of 4mm Russia braid, each forming a scroll and fan at the



top, a group of three eyes each side in the centre, with a 6mm Russia braid figure-of-eight on the dummies at the waist. Plain 6mm cord shoulder-loops, secured by a gilt half-ball button and bearing small badges of rank in silver embroidery.




87.	Jacket.  WO2 and Below	<p>Badminton blue cloth throughout with gold braid and cord. Upright collar, 2½ inches high, cut square at the ends. A loop of 4mm Russia braid at the base of the collar on the left, attaching to a hook on the right hand side, to fasten the jacket across the waistcoat. The jacket edged all round, including the collar, with 6mm Russia braid. The collar-seam trimmed with a row of 6mm Russia braid, terminating at each end under the braid edging of the jacket. The cuffs pointed, 3 inches deep at the point and 2 inches at the rear, edged with 6mm Russia braid forming a trefoil extending 3 inches above the point of the cuff, and folded at both sides of the back seam, terminating at the base of the cuff. A false pocket each side of the jacket, traced with 4mm Russia braid forming a trefoil at each end, 5 inches long overall. Back-seam ornaments of a double row of 4mm Russia, forming a trefoil at the top and a figure-of-eight at the bottom edge of the jacket. A plain loop of 6mm</p>	
-----	------------------------------	---	--


round cord, fastened by a small half-ball button, on each shoulder. Full-size badges of rank, as for No.1 Dress, on right sleeve.

Trade badges are not to be worn on Mess Dress.








88.	Waistcoat.  Officer and WO1s	<p>Dark scarlet Doeskin cloth with a 2¼" upright collar cut square at the ends. The waistcoat edged around the collar, down the front and along the bottom edges to the side-seams, with ¾" gold "Irish Wave" (formerly the RGH pattern and now adopted as the RWxY pattern) lace. Six loops of 4mm Russia braid each side, forming a double figure-of-eight above and below and an eye at the outer end, fastened in the centre with a gilt half-ball button. 2 plain pockets.</p>	<p>Classical Hussar pattern, using RGH pattern regimental lace and the red colour from the RWY, RDY, DY.</p> 
-----	---------------------------------------	---	--

89.	Waistcoat.  WO2 and Below	Dark scarlet cloth with an upright collar cut square at the ends and a quarter of an inch lower than that of the jacket. The waistcoat edged around the collar, down the front and along the bottom edges to the side-seams, with ½ inch gold “Bias and Stand” lace. 2 plain pockets.	
90.	Overalls  All Ranks	See serials 14 and 15.	
91.	Medals.  All Ranks	Miniature, court mounted.	
92.	Shirt.  All Ranks	Collarless white cotton shirt with double cuff as issued.	Secured with cufflinks.
93.	Footwear  All ranks	Officers and WO1s – Ser.31  Other Ranks – Ser.32	
94.	Gloves.	White cotton gloves as issued.	

	All Ranks		
95.	Cloak	Officers and WO1s – Ser.34	
	All ranks	Other Ranks – Ser.35	
<b>Number 12 Dress – Coveralls (Protective clothing)</b>			
96.	Beret	See Ser.7	
	All Ranks		
97.	Coveralls	Green cotton or MTP as issued.	Worn with elastic cord to the top of the boot. PSCU smock may be worn during inclement weather as detailed in serial 71.
	All Ranks		Name Tapes are to be worn on the left breast with name centrally situated. Stitched directly onto the coveralls. (right side for the new Velcro coveralls)
			Coverall sleeves are to be worn up during summer (weather permitting).
98.	Rank Slides	MTP or Olive. See Ser.80	Officers are to wear a rank slide on both shoulder straps.
	Officers		
99.	Rank Slides	See Ser.81	
	Other Ranks		
100.	Belt	Webbing belt.	
	Officers/WOs		
101.	Belt	Issue belt.	
	Other Ranks		
102.	Socks	Issued.	

	All Ranks		
103.	Footwear	See Ser.77	
	All Ranks		
<b>Number 13 Dress – Barrack Dress</b>			
104.	Headdress Officers & WO1s	Field Service Cap or Khaki Worsted Hat (Ser.5 & 6)	
105.	Headdress WO2s	Khaki Worsted Hat. (Ser.5)	
106.	Headdress Other Ranks.	Beret	
107.	Shirt Officers & WO1s	Officers Cavalry pattern white shirt.	Summer Order – tucked in with sleeves rolled up above the elbow with buff embroidered slides.  Winter order – worn with a SD tie (Ser.59) and Jersey Heavy Wool or Regimental Guernsey.
108.	Shirt Other Ranks	Issued No2 Dress shirt.	Summer Order – tucked in with sleeves rolled up above the elbow with buff embroidered slides, white sewn on chevrons/brown leather wrist band with brass insignia.  Winter order – worn with a SD tie (Ser.59) Jersey Heavy Wool.




109.	Guernsey Officers	Regimental pattern Guernsey sweater (buff colour, crew neck, single cuff) with buff shoulder straps embroidered with RWxY in black and Cavalry yellow sewn-on rank badges.	
110.	Guernsey WOs	Regimental pattern Guernsey sweater with buff shoulder straps embroidered with RWxY in black. Worsted rank insignia sewn onto sleeve.	
111.	Jersey All Ranks	Jersey Heavy Wool with olive or MTP rank slides (Ser.80 & 81).	WOs/NCOs to have sewn-on worsted rank.
112.	Trousers Officers and WO1s	Issue Barrack Dress trousers, issue Lightweights or Regimental Pattern Barrack Dress trousers.	<p>The RWY and the RGH have both worn Bedford Cord or Needle-cord barrack dress trousers since their time in North Africa. For the last 20yrs the RWY have used a fawn needle-cord whereas the RGH used Bedford Cord with more varying colours from dark khaki to grey/stone. Both Sqn's trousers were the same cut, having pleated fronts, deep turn-ups and shaped and buttoned belt loops. The RWxY proposal is for a Khaki Bedford Cord version of these barrack dress trousers. (slightly darker than these below)</p> 
113.	Trousers	Issue Barrack Dress trousers or issue Lightweights.	



	Other Ranks		
114.	Tie  All ranks.	See Ser.59	
115.	Stable Belt.  All Ranks	Three equal stripes of blue, buff and blue. Side fastening with 2 London-tan leather straps.	<p>Throughout their long histories, each of the antecedent regiments used a mid-blue similar to Badminton Blue and this is why the Regtl Dress Committee chose it as the primary Regtl colour to go with the buff from the RGH.</p>  <p>Straps fasten on the left side facing rearwards with the belt slider worn centrally at the front.</p> <p>In Barrack Dress, this is worn in short sleeve order only.</p>
116.	Socks  All Ranks	Fawn as issued.	
117.	Footwear  Officers	Brown strapped Jodhpur Boots or SD shoes. (See Ser.60)	
118.	Footwear  Other Ranks	Issued shoes.	
119.	Whips	See Ser.64	



	Officers		
120.	Sticks	See Ser.65	
	WOs		



## Scottish and North Irish Horse Officer's Dress Regulations


Wef Jul 17



Item (a)	Description (b)	Proposal (c)	Remarks / Image (d)
	<b>No 1 Dress Blues</b>		
1.	No 1 Dress Hat	Scarlet hussar cap with scarlet band and welt, with black chinstrap secured by 2 x 14mm regimental pattern buttons. Gold peak for <b>all</b> officers.	
2.	No 1 Dress Cap Badge	Regimental cap badge of embroidered bullion wire mounted on a scarlet backing cloth.	
3.	Side Cap	Folding field service dress side hat with dark blue side flaps (Blue – 289PC and Brunswick green crown (Green – 3435PC), and scarlet crest and peak, worn with regimental cap badge of embroidered bullion wire mounted on a scarlet backing cloth, cut to shape, and 2 x 14mm (22 ligne) regimental buttons on the front. To be worn with No 1 Dress when <u>not</u> on parade.	




4.	Tunic	<p>Cavalry patrol pattern made of dark blue barathea cloth with side bodies and side vents, the latter being 5 ½ inches deep. Fully lined dark blue. Stand collar of self-material 2 ½ inches high, 2 plain breast pockets with three point flaps secured with 2 hidden fasteners at the corners and a single 19mm (30 ligne) regimental button. Pockets to be approximately 5 ¾ inches wide and 7 inches deep from the top edge of the flap. 2 hip pockets, patch type, with three-point flaps without buttons. The patch is approximately 7 ¼ inches wide at the mouth, 9 ½ inches wide at the bottom and 10 inches deep measuring from the top of the flap. The depth varying depending on the height of the wearer. The top of the hip flap to run in line with the lowest button. The front is fitted with 5 x 22.5mm (36 ligne) regimental buttons. The top button 1 ¼ inches from the collar seam. No waist hooks. The sleeves are cut to a drop-in cuff, which is made open and fitted with 2 holes and 19mm (30 ligne) regimental buttons. The cuff is blunt pointed and 6 inches deep at the point and 2 ½ inches at the narrowest part. The shoulders are fitted with short pattern cavalry chainmail. This is backed with dark blue barathea cloth and set with the head of the arrow over the point of the shoulder. Metal rank badges are secured onto the chainmail. The tunic is to be worn with a detachable white patrol collar.</p>	 
5.	Regimental Buttons	Regimental pattern buttons of 22.5mm (36 ligne), 19.0mm (30 ligne) and 14mm (22 ligne).	Flat metal hunt buttons in polished gilt bearing the engraved regimental capbadge insignia.
6.	Collar Badges	Regimental pattern bi-metal collar badges featuring the regimental cap badge insignia. These are to be worn without backing cloth.	




			
7.	Intentionally Blank		
8.	Overalls	Dark blue Barathea with a double stripe of yellow cloth. The total width of the stripe to be 1 7/8 <sup>th</sup> inches, showing a blue light not more than 1/8 <sup>th</sup> inch wide between.	 <p><b>Note to ADC:</b> All as previously approved per ADC Minutes for the 353<sup>rd</sup> Meeting of the ADC, Item 9. <b>ADC Decision 4354.</b></p>
9.	Boots	Calf Wellington Boots (highly polished) with spur housing.	




10.	Spurs	White metal swan-necked box spurs.	
11.	Shirt	A white collarless shirt with double marcella cuffs is to be worn under the jacket.	
12.	Gloves	White cotton gloves will be worn when on parade.	
13.	Cross Belt	Officers are permitted to wear the pouch belts of any regiment or squadron antecedent to the Scottish & North Irish Yeomanry, including The Scottish Yeomanry, Ayrshire (Earl of Carrick's Own) Yeomanry, North Irish Horse, Fife & Forfar Yeomanry, Scottish Horse, Fife & Forfar Yeomanry/Scottish Horse, Lothian and Border Horse and any regiments directly antecedent to those listed.	<b>Note to ADC:</b> A proposed design of regimental pattern pouch belt is currently being produced in consultation with the ADC.
14.	Sword	1912 pattern cavalry officers sword in nickel scabbard, carried on sword slings.	
15.	Sword Slings	Sword slings of antecedent regiments may be worn pending the approval of a Regimental pattern of a sword sling, in all cases to be attached to a webbing belt worn under the tunic.	<b>Note to ADC:</b> A proposed design of regimental pattern sword slings is currently being produced in consultation with the ADC.
16.	Sword Knot	Sword knot of woven gold cord with plaited acorn finial to be worn with blues. The sword sling is to be 'wrapped' if the officer is dismounted or 'loose' when mounted.	




17.	Medals and Ribbons	Full size court mounted and medal ribbons to sewn onto the tunic. Officers with medals to wear beackets on the tunic to attach the medals to the uniform when required. The row of beackets is to lie immediately above the medal ribbons which are permanently sewn onto the uniform.	
18.	Intentionally blank		
	<b>No 2 Dress Service Dress</b>		
19.	Jacket & Trousers	Future Army Dress (FAD) pattern and material. Not to be worn with the FAD pattern waist belt.	
20.	Buttons	Worn with 4 x 22.5mm (36 ligne) officers regimental pattern buttons on the centre line, 2 x 30 ligne (19.0mm) on the chest pockets, 2 x 30 ligne (19.0mm) on the shoulder-straps.	Flat metal hunt buttons in polished gilt bearing the engraved regimental capbadge insignia.
21.	No 1 Dress Hat	As per Item 1.	
22.	Shirt	Cavalry pattern white shirt	
23.	Tie	Light fawn officers tie.	Service Dress pattern
24.	Cross Belt	Cavalry pattern brown leather with a width of 2 ½ inches, polished brass, light dragoon pattern buckle, slider and tip, worn with a custom made Regimental cypher on the pouch, with whistle and pouch. The cross belt is to be removed when wearing service dress undress.	 <p>SCOTS DG pattern shown for illustration.</p>


			 <p>SNIY light dragoon pattern buckle, slider and tip.</p>  <p>SNIY cypher badge for SD pouch.</p>
25.	Shoes	Oxford pattern brown leather with a single brogue welt behind the toe cap. A quarter brogue shoe may be worn in substitution for the above shoe, provided it also features the single brogue welt behind the toe cap.	<p>Brown leather strapped jodhpur boots may be worn with No 2 service dress undress.</p> <p>Shoes are to be beeswaxed and highly polished to a very dark colour.</p>
26.	Socks	Officers fawn.	
27.	Gloves	Brown leather officers pattern.	




28.	Collar Badges RHQ and ERE Officers	Regimental pattern bi-metal collar badges featuring the regimental cap badge insignia.	
29.	Collar Badges Sqn Officers	Metal collar badges of the antecedent squadron regiments, as follows:	
29.a		E (Lothians & Border Yeomanry) Squadron metal wheatsheaf mounted on fabric backs of French Grey.	
29.b		A (Ayrshire (Earl of Carrick's Own) Yeomanry) Squadron, worn with no backing cloth.	

29.c		B (North Irish Horse) Squadron, worn with no backing cloth.	
29.d		C (Fife & Forfar Yeomanry / Scottish Horse) Squadron, worn with no backing cloth.	
29.e	Maple Leaf Insignia	B (North Irish Horse) Squadron officers are to wear a glided metal maple leaf insignia on the upper left shoulder. 10mm width, 9mm height, silver with two apertures for stitching.	

			
30.	Medals and Ribbons	Full size court Mounted and medal ribbons to sewn onto the tunic. Officers with medals to wear beackets on the tunic to attach the medals to the uniform when required. The row of beackets is to lie immediately above the medal ribbons which are permanently sewn onto the uniform.	
31.	Rank Badges	Bath Star or Royal Crown in 5/8 <sup>th</sup> inch size.	
32.	Shoulder Titles	Gilt metal SNIY shoulder titles.	
33.	Sword	1912 pattern cavalry officers sword with brown leather scabbard for use with the cross belt.	

34.	Sword Knot	Plaited buff brown leather strap with plaited acorn finial to be worn service dress. The sword sling is to be 'wrapped' if the officer is dismounted or 'loose' when mounted.	
35.	Service Dress Cap	To match the fabric of the service dress jacket and trousers, brown leather chinstrap, secured with 2 x 14mm (22 ligne) regimental pattern buttons and plain peak and welts. Worn with metal SNIY cap badge. Only to be worn with SD undress.	
36.	Side Cap	Per Item 3. Only to be worn with SD undress.	
37.	Riding Crop	Brown braided leather with heavy cavalry 'fishtail' and silver ferrule and Regimental button fitted to the top. A riding crop is to be carried with No 2 service dress whenever a sword is not being carried.	
38.	Blackthorn Shillelagh	May be carried by NIH officers in accordance with antecedent regimental custom, as a substitution for a riding crop.	


	<b>No 3 Dress Tropical Ceremonial</b>		
39.		White patrols jacket. Remainder as for No 1 Dress Blues (above).	
	<b>No 4 Dress Tropical SD</b>		
40.		Lightweight SD jacket and trousers. Remainder as for No 2 Dress (Service Dress) above.	
	<b>No 8 Dress Combat Dress</b>		
41.	Beret	Grey beret worn with bullion wire SNIY Regimental cap badge with Brunswick green backing cloth cut to shape. To be worn level around the head with the band ½ inch above the eyebrows and loose material pulled right and to the rear. The cap badge is to be directly above the left eye.	<b>ADC Decision 4332</b> beret from blue to grey with Brunswick green backing cloth to cap badge.
42.	Belt	58 pattern webbing belt to be worn by officers over the combat smock.	
43.	Name Badges	All personnel to wear their name badges in green lettering on an olive green tape cloth, centered on the top edge of the left hand chest pocket, on all combat clothing.	
44.	Stable Belt	Stable belt will be worn with MTP trousers in barracks. It is not to be worn in the field. The buckles are to be fastened to the side.	


45.	SNIY TRF and Brigade Flash	TRF to be worn on the right arm, sewn onto the MTP uniform blanking patch and brigade flash and union jack to be worn on the left arm and sewn onto the MTP uniform blanking patch.	<b>ADC Decision 4303 SNIY TRF</b> Blue – 289PC Green – 3435PC  
46.	Rank Badges	Olive green epaulette slide with 'SNIY' in black lettering and sewn-on gold stars and crowns (trimmed as required). The existing stock of pre-embroidered slides may be worn until existing stocks are exhausted.	
47.	Shirt	Worn with green/brown under shirt.	

48.	Trouser Twist	Trousers to be worn with twisters or tied using laces. Trousers not to hang loose over the top of the combat boots.	
49.	Combat Jacket Hoods	Hood is to be rolled-up and secured with the integral fastening cord.	
	<b>No10 Temperate Mess Dress</b>		
50.	Jacket,	<p>Scarlet cloth, Brunswick green collar and cuffs. Upright collar, not less than 2 inches nor more than 2½ inches high, cut square at the ends. A loop of narrow gold braid at the base of the collar on the left, attached to a hook on the right hand side, to fasten the jacket across the waistcoat. The jacket edged all round, including the collar, with 1-inch gold oakleaf lace. The base of the collar trimmed with a row of gold Russia braid, terminating at each end under the lace edging of the jacket. A row of gilt metal studs down the left hand side of the front of the jacket. The cuffs pointed, edged with gold lace as on the jacket, 6 inches deep (including the lace) at the point and 2½ inches deep at the rear. The lace is padded where it forms a point, crimped below the point and folded at both sides of the backseam, terminating at the base of the cuff. Two small gilt metal half-ball buttons on the outer side of the backseam, above the lace. A gold Russia braid ornament on each backseam, forming a trefoil at the top and bottom. Shoulder-cords of plaited gold round cord, with a small half-ball button at top, lined with scarlet cloth, bearing badges of rank in silver embroidery. Small squadron badge in embroidery on upper left arm.</p>	<p><b>Note to ADC:</b> All as previously approved per ADC Minutes for the 353<sup>rd</sup> Meeting of the ADC, Item 9. <b>ADC Decision 4354.</b></p>

50.a	Waistcoat	Scarlet cloth; upright collar, approximately quarter of an inch lower than that of the jacket, cut square at the ends and fastened with two hooks and eyes, with a black silk tab behind. The waistcoat fastened down the front with hooks and eyes, or with a false front and fastening at the rear. A row of gilt studs down the front. The waistcoat edged around the collar, down the fronts and along the bottom edges to the side-seams, with 5/8 inch gold oakleaf lace. Within the lace, gold Russia braid, forming a row of alternate eyes and scrolls, and a crow's foot in the lower angles. The pockets edged all round with gold Russia forming trefoils above and below in the centre, and at each end.	
50.b	Overalls	Blue overalls, with a double stripe of yellow cloth. The total width of the stripe to be 1 7/8 inches, showing a blue light not more than 1/8 inches wide between.	
50.c	boots and spurs.	Wellingtons, or George boots, with white metal box spurs. Spurs may be swan-necked or straight-necked, according to squadron custom.	<b>Note to ADC:</b> Wording is intended to supersede any inconsistent descriptive text appearing in <b>ADC Decision 4354</b>
50.d	'Blues & Trews'	In substitution for mess dress at the discretion of the local commander, officers may wear a blues jacket (Item 4 above), without medals, with tartan trews, and black shoes of a type suitable for use with formal evening wear.	The tartan of the trews may be any of the following:  1. The Regimental tartan of modern Murray of Atholl, or,  2. The tartan of any squadron/regiment that is antecedent to the Scottish & North Irish Yeomanry, or,  3. Any family tartan that an officer is entitled to wear.

			The trews must be cut to the cavalry military pattern. They should be form fitting with the fabric cut on the straight grain but without a side seam. The pattern on the inside seam should be so well matched that they appear to be seamless. They ought to be high-waisted with a fish tail and worn with braces. The bottom hem of the leg should be shaped.
51.	Squadron Officer Arm Insignia	Squadrons shall wear embroidered bullion wire insignia on the upper left arm as follows:	General Approval in <b>ADC Decision 4354.</b>
51.a		E (Lothians & Border Yeomanry) Squadron wheatsheaf with French Grey backing cloth.	
52.b		A (Ayrshire (Earl of Carrick's Own) Yeomanry) Squadron with scarlet backing cloth.	
52.c		B (North Irish Horse) Squadron with Brunswick green backing cloth.	
52.d		C (Fife & Forfar Yeomanry / Scottish Horse) Squadron with yellow backing cloth.	
53.	No 1 Dress Hat	As Item 1 above.	
54.	Side Cap	As Item 3 above.	
55.	Shirt	A white collarless shirt with cuffs is to be worn under the jacket.	
56.	Rank Badges.	5/8 <sup>th</sup> inch Bath Star or Royal Crown, in silver bullion embroidery.	
57.	Medals	Court mounted miniature medals to be worn.	
58.	Intentionally blank		
	<b>No 12 Dress Tank Park Order</b>		

59.	Beret		
60.	Green Shirt		
61.	Coveralls	Name tag to be sewn-on in green lettering on an olive green tape cloth, centered on the top edge of the left hand chest pocket.	
62.	Boots		
	<b>No 13 Dress Winter Barrack Dress.</b>		
63.	Service Dress Cap	As Item 35.	Berets is <b>not</b> be permitted to be worn in Barrack Dress (winter or summer).
64.	Side Cap	As Item 3.	
65.	Regimental Jersey	Cavalry officers pattern, 'storm blue' colour, notched bottom seam, v-necked, 100% plain knit wool, with shoulder-straps and elbow patches of slate-grey poly-cotton. Each shoulder strap is to be secured by a single 19mm (30 ligne) gilt regimental button.	
66.	Rank Badges	Bath Star or Royal Crown in 5/8 <sup>th</sup> inch size.	
67.	Shoulder Titles	Gilt metal SNIY shoulder titles.	
68.	Shirt	Cavalry pattern white shirt.	

69.	Tie	Light fawn tie.	Service dress pattern.
70.	Jersey Heavy Wool	Issue heavy wool worn with olive green epaulette slides with 'SNIY' in black lettering and sewn-on fabric gold stars and crowns.	
71.	Trousers	FAD issue barrack dress trousers.	
72.	Socks	Offices fawn issue.	
73.	Footwear	Brown strapped jodhpur boots or Oxford pattern brown leather with a single brogue welt behind the toe cap. A quarter brogue shoe may be worn in substitution for the above shoe, provided it also features the single brogue welt behind the toe cap.	Shoes are to be beeswaxed and highly polished to a very dark colour.
74.	Riding Crop	As Item 37.	
75.	Blackthorn Shillelagh	As Item 38.	
	<b>No 14 Dress Summer Barrack Dress.</b>		
76.	General	As No 13 Dress – Winter Barrack Dress with no jersey and tie and the following variations:	
77.	Stable Belt	As Item 44.	
78.	Rank Badges	White epaulette slides with 'SNIY' in gold lettering and sewn-on gold stars and crowns.	

## PERFORMANCE DRESS UNIFORMS – BAND OF THE ROYAL ARMOURED CORPS

### FULL DRESS HUSSAR UNIFORM FOR THE DOM & BM

Item (a)	Proposal (b)	Remarks (c)
Headdress	<p><b>Busby</b> – Black sable fur, 6¼ inch high in front and 7 ¾ inch at the back, 1½ inch smaller round the top than the base, complete with:</p> <p><b>Boss:</b> Gold gimp oval cockade, 2½ inch deep and 1½ inch wide at the centre front, the top level with the top of the Busby, a spring socket behind.</p> <p><b>Busby Bag:</b> Scarlet cloth covering the top of the Busby, and falling down the right side of the Busby, a line of gold Russia braid along approx. 5/8 inch from outer edge and up centre. At centre base a gold gimp boss.</p> <p><b>Chin</b> – Chain: Dead and bright gilt corded chain, lined with black Morocco leather, the leather backed with velvet.</p> <p><b>Busby Line:</b> Gold purl round cord with slides and ends, acorn finials, encircling the busby three times, passing through a ring under the bag then round the body and looped onto the breast. A swivel hook on the free end of the line.</p>	
Busby Plume	White Ostrich feather, 15 inches high from the top of the cap, encircled by a gilt ring. White vulture feather base in a gilt corded ball socket with four upright leaves.	
Tunic	<p>Blue cloth edged all the way round with gold chain gimp. On each side of the breast 6 loops of gold chain gimp with caps and drops fastening with hooks and eyes and 6 plaited gold wire olivets at centre front. On each back seam a double line of chain gimp traced on each side with gold Russia forming a crow'sfoot at back shoulders and an Austrian knot at back skirt. 2 gold netted buttons at back waist. On each side of centre skirt a pleat.</p> <p><b>Collar:</b> upper and front edges trimmed with ¾ inch wide gold Broken Bias lace, traced on inner edge with gold Russia braid. Lower edge trimmed with gold gimp chain.</p> <p><b>Cuff:</b> An Austrian knot of gold chain gimp traced on each edge with gold Russia braid the whole 8 inch from bottom of cuff.</p> <p><b>Shoulder cords:</b> Plaited gold chain gimp lined blue, a gold wire netted ball button at neck edge, bearing silver embroidered badges of rank for officers only. .</p>	
Badges of Rank	<p><b>DOM:</b> Silver embroidered stars or crown.</p> <p><b>BM:</b> Rank badge in gold embroidery on blue backing.</p>	
Arm Badge	<b>DOM/BM</b> Badge Org RTR on upper right arm, 4 inch clear from the shoulder.	
Collar Badges	Not worn	
Bandmaster Badge	<b>BM Only:</b> Worn below WO1 and WO2 rank insignia - Also worn on lower sleeve by SSgts.	
Overalls	Dark blue overalls, Baratheia blue cloth with 2 stripes of ¾ inch wide yellow cloth 1/8 inch apart down each outside leg seam.	
Footwear	Mess Wellingtons with 2 ½ inch <b>plated</b> spurs with dumb rowels.	
Spurs	Swan neck with a star engraved on a large disc.	

Pouch	Silvered flap to black pouch, backed in black. The gilt RAC badge on silver pouch flap.	
Shoulder Belt	Hussar pattern - red leather, faced with 2-inch wide “Herringbone Train” lace with a scarlet central stripe.	
Waist belt	Concealed blue web.	
Sword & scabbard	Pattern 1912 cavalry officers	
Sword Slings	Hussars pattern. Gold “Herringbone Train” lace with red line down centre, on red leather backing. Plain gilt wire billet buckles.	
Sword Knot	Hussars pattern. Gold and scarlet round-cord with gold and scarlet acorn.	
Gloves	White cotton.	
Cape	Dark blue Regimental Bands pattern for all ranks. Featuring 3 RAC 30L dome buttons.	
Cloak	Dark blue RHA pattern cloak for all ranks. Featuring 8 RAC 40L dome buttons, 6 down the front, 2 attached to belt on the rear. Shoulder-straps for the DOM, appropriate gold embroidered rank insignia. Gold embroidered rank insignia on sleeve for BM.	
Medals	Court Mounted	

## UN – DRESS FROCK COAT UNIFORM FOR DOM AND BM (WO1) THE ROYAL ARMoured CORPS BAND

(Note that the Frockcoat is not to be worn by BMs who are WO2 or SSgt who are to wear No 1 Dress jacket)

Item	Proposal	Remarks
(a)	(b)	(c)
Headdress	LD’s Plain red Forage Cap, gold embroidered edging to peak, wide chin strap, RAC cap badge, 22L RAC dome buttons, 1 either side.	
Frock coat	<b>DOM:</b> Line Cavalry style of single breasted, with black braid trim and loops. <b>BM:</b> Universal pattern with plain double breasted. 40L RAC buttons worn on front, 6 either side. 30L RAC buttons worn on sleeve button holes, 2 either side. Plain flat shoulder-straps with 30L RAC buttons, 1 on either side.	
Badges of Rank	<b>DOM:</b> Gold embroidered stars or crown. <b>BM:</b> Gold embroidery on dark blue backing on right forearm, as for Full Dress.	
Arm Badges	As for Full Dress	
Collar Badges	<b>BM Only:</b> RAC metal collar badges.	
Employment Badge	BM only	
Overalls	As for Full Dress	
Footwear		
Spurs		
Waist Belt	Lancer officers’ pattern red-and-gold striped girdle.	
Sword & Scabbard	As for Full Dress	
Sword Slings		
Sword Knot		

Gloves	Cotton White.	
Medals	Ribbons Only.	

## FULL DRESS UNIFORM FOR ORs OF THE RAC BAND

Wef Jul 17

Item	Proposal	Remarks
(a)	(b)	(c)
Headdress	<p><b>Busby:</b> Black seal skin 6¼ inch high in front, 6¾ inch sides and 8 inch at the back. Complete with:</p> <p><b>Boss:</b> removable gold worsted cord 1 7/8 inch in height and 1 3/8 across.</p> <p><b>Busby Bag:</b> Scarlet cloth covering the top of the Busby, and falling down the right side to the bottom of the Busby, a line of gold worsted Russia braid along approx. 5/8 inch from outer edge and up centre. At centre base a gold worsted cord boss.</p> <p><b>Chin – Chain:</b> Brass curb chain lined with black leather.</p> <p><b>Busby Lines:</b> On cap three lengths of gold worsted square cord sewn together with a hook at each end for fastening to ring under Busby Bag. Cord 69 inches long in double, fitted with brass swivel, 4 gold worsted runners and 2 olive ends.</p>	
Busby Plume	White horse hair secured to a whale bone stem 7 inches long, the inner hair 4½ inches and the outer hair 1¾ inches in height from top of binding, fitted with a brass ring and socket, the latter 1 5/8 inches deep.	
Tunic	<p>Blue cloth fastening with hooks and eyes, edged all the way round with yellow worsted square cord for others. On each side of the breast 6 loops of yellow worsted square cord with caps and drops and 6 full ball buttons at centre front. At each back seam a line of yellow worsted square cord forming a crowsfoot at the shoulder, passing under a yellow worsted button at waist and terminating in an Austrian knot extending to lower edge of skirt. On each side of centre skirt a pleat.</p> <p><b>Collar:</b> 1¾ inch in height, trimmed all round edges with yellow worsted square cord</p> <p><b>Cuff:</b> trimmed with yellow worsted square cord starting at back seam, carried round the sleeve (2 inches from lower edge) and forming an Austrian knot extending 7¾ inches from lower edge of sleeve.</p>	Note that gold cord is worn in place of yellow worsted for WO2s.
Shoulder Cords	WO2s to wear plain gold loops. SSgt and below similar loops in worsted yellow.	
Buttons	Hussar style ball buttons, gilt colour.	
Badges of Rank	Gold embroidered badges of rank and gold lace chevrons on blue backing.	
Arm Badge	Badge Org RTR on upper right arm, 4" clear from the shoulder.	
Collar Badges	Not worn	
Bandmaster Badge	<b>SSgt-WO2 BM Only:</b>	

Overalls	Dark blue overalls, blue cloth with 2 stripes of ¾ inch wide yellow cloth 1/8 inch apart down each outside leg seam.	
Footwear	George Boots with spur-boxes to the heels.	
Spurs	2 ½ inch plated swan-necked spurs with dumb rowels.	
Pouch	Black plastic pouch, bearing gilt RAC pouch badge.	
Sword Slings	<b>BSM/SSgt-WO2 BM:</b> White plastic on concealed web belt.	
Sword/ Scabbard	<b>SSgt-WO2 BM Only:</b> When conducting.	
Sword Knot	White	
Pouch Belt	White plastic with polished brass fittings.	
Gloves	White cotton.	
Mittens	Fingerless mittens worn with cloak only.	
Cape	Dark blue Regimental Bands pattern for all ranks. Featuring 3 RAC 30L dome buttons.	
Cloak	Dark blue RHA pattern cloak for all ranks. Featuring 8 RAC 40L dome buttons, 6 down the front, 2 attached to belt on the rear. <b>Winter Order only.</b>	
Medals	Court Mounted	

#### NUMBER 1 DRESS UNIFORM FOR DOM AND BM (WO1) THE ROYAL ARMOURED CORPS BAND

Item	Proposal	Remarks
(a)	(b)	(c)
Headdress	LD's plain red Forage Cap, gold embroidered edging to peak, wide chin strap, RAC cap badge, 22L RAC buttons. Embroidered RAC cap badge for DOM and WOs1.	
Jacket	Standard Barathe Blue No.1 Dress Jacket featuring: Chainmail on shoulders held on by 8 chainmail hooks, 4 on each side. 7 RAC buttons 30L, 5 down the front and 1 on each top pocket flap.	
Badges of Rank	<b>DOM:</b> Gilt metal stars or crown on chainmail <b>BM:</b> Gold wire rank on blue backing.	
Arm Badges	<b>DOM/BM</b> Badge Org RTR on upper right arm, 4" clear from the shoulder	
Collar Badges	RAC metal collar badges	
Bandmaster Badge	As for Full Dress	
Overalls	As for Full Dress	
Footwear		
Spurs		
Waist Belt		
Sword & Scabbard		
Sword Slings		
Sword Knot		
Gloves	Cotton White.	
Medals	Court Mounted	
Cape	Dark blue Regimental Bands pattern for all ranks.	

# **NUMBER 1 DRESS UNIFORM FOR ORs OF THE RAC BAND**

Item	Proposal	Remarks
(a)	(b)	(c)
Headdress	LD's Plain red Forage Cap, thin chin strap, 22L RAC buttons.	
Cap Badge	Silver metal RAC badge	
Tunic	Standard Barathea Blue No.1 Dress Jacket featuring: Chainmail on shoulders held on by 8 chainmail hooks, 4 on each side. 7 RAC buttons 30L, 5 down the front and 1 on each top pocket flap.	
Badges of Rank	Gold with blue background	
Collar Badges	RAC	
Sword/ Scabbard	<b>SSgt-WO2 BM Only:</b> When conducting	
Sword Knot	White	
Sword Slings	<b>BSM/SSgt-WO2 BM:</b> White plastic on concealed web belt.	
Arm Badge	As for Full Dress uniform.	
Overalls		
Footwear		
Spurs		
Pouch		
Pouch Belt		
Gloves		
Cape		
Medals		

**PHOTO 1-RAC OFFICERS POUCH**



**PHOTO 2-HUSSAR OFFICERS**



**PHOTO 3-HUSSAR SWORD SLINGS**

**PHOTO 4-RAC RTR TANK**

