



ARMY DRESS REGULATIONS (ALL RANKS)

Part 4 – THE INFANTRY

REGIMENTAL DRESS REGULATIONS

Ministry of Defence

PS12(A)

February 2022

REGIMENTS OF INFANTRY (LESS THEIR TA BATTALIONS)

The Royal Regiment of Scotland

| Serial (a) | Main Features (b) | Description (c) |
|---------------|---|--|
| 1 | <u>Capbadge.</u> A saltire argent surmounted by a lion rampant ensigned in chief by a representation of the Crown of Scotland Or, and in base on Escrol argent the motto “NEMO ME IMPUNE LACESSIT” in letters Sable. | |
| 2 | <u>Collar badge.</u> | Officers - Royal Scots pattern thistle. Soldiers - Royal Scots brass thistle with motto “Cuidich N’Righ”. |
| 3 | <u>Jacket buttons.</u> Buttons in 30L and 40L with illustration of the capbadge embossed. | |
| 4 | <u>TRF.</u> A lion rampant mounted on the Cross of St Andrews. | |
| 5 | <u>Stable Belt.</u> Government 1A tartan, with single fastening, worn over the left hip | |

Nos 1 and 3 Dress

1A - ceremonial

1B - non-ceremonial

1C - levee order

| Serial (a) | Main Features (b) | Description (c) |
|---------------|---|-----------------------|
| 1 | <u>Headdress.</u> Lowland Glengarry with Cockfeather for | (No 3 dress not worn) |

| Serial (a) | Main Features (b) | Description (c) |
|---------------|--|--|
| | all ranks for No 1A, No 1B, No 1C. | |
| 2 | <u>Jacket.</u> Archer green barathea doublet of Scottish Division pattern. Large (40L) anodised buttons on front. Small (30L) anodised buttons on cuffs, skirts and backwaist. Gold russia for Officers, silver russia for ORs. | |
| 3 | <u>Rank Badges.</u> | Officers - Highlander pattern green backed gold shoulder cords with black thread and 1" stars and crowns. ORs - gold braid with green backing. |
| 4 | <u>Kilt.</u> Government 1A tartan with box pleats. | Officers and SNCOs only - BW pattern green silk rosettes. |
| 5 | <u>Accoutrements.</u> | Officers Cross Belt (1A ceremonial only) White plastic cross belt, with 4"x3" brass plate of regimental crest, two short slings with loops and studs. Waistbelt for all - White issue plastic with brass plate with superimposed regimental capbadge. Sash - Crimson sash for officers, issue red sash for ORs. Sporran for all ranks - White hair with two black tassels, and Black watch cantle. |
| 6 | <u>Sword.</u> | Officers - highland broadsword with full basket and plated scabbard. SNCOs - rosewood pacesick. ORs - rifle and bayonet. |
| 7 | <u>Footwear.</u> | <u>1A and 1B</u> |

| Serial (a) | Main Features (b) | Description (c) |
|---------------|----------------------|---|
| | | Shoes - highland black brogue. |
| | | Gaiters - Highlanders pattern, long white canvas with 8 buttons. High point in the back, black leather strap under instep, secured by two black buttons on either side. |
| | | Hose tops - footless stocking black and red dicing. |
| | | Flashes - Highland scarlet flashes. |
| | | Sgian dubh for officers - regimental with capbadge. ORs - nil. |
| | | <u>1C - Officers only</u> |
| | | Full length black and red ball hose, Highland scarlet flashes, regimental sgian dubh, Highland buckled evening shoes. |
| 8 | <u>Gloves.</u> | White cotton. |

No 2 Dress

2A - ceremonial

2B - non-ceremonial with kilt

2C - non-ceremonial with trews

| Serial (a) | Main Features (b) | Description (c) |
|---------------|----------------------|--|
| 1 | <u>Headdress.</u> | Lowland Glengarry with Cockfeather for all ranks for No 2A, No 2B. |
| 2 | <u>Jacket.</u> | Dark Guards shade of barathea jacket of |

| Serial (a) | Main Features (b) | Description (c) |
|---------------|---|---|
| | Scottish Division pattern. 3 large buttons, 6 small buttons. | |
| 3 | <u>Rank badges.</u> | Officers - 1" gilt. |
| | | ORs - khaki cloth. |
| 4 | <u>Kilt/trews.</u> | 2A and 2B - Government 1A tartan with box pleats. |
| | | 2C - Government tartan 1A trews, high back with braces (officers), low back with belt loops (ORs). |
| 5 | <u>Collar badge.</u> | Officers - Royal Scot pattern thistle. |
| | | Soldiers -Royal Scots brass thistle with motto "Cuidich N'Righ". |
| 6 | <u>Shirt and tie.</u> | Officers & ORs: . As issued. |
| 7 | <u>Accoutrements.</u> | Officers - Sam Browne with frog. SNCO - brown leather sword belt. ORs - white issue plastic belt. |
| | | 2A sporran for all ranks - White hair with two black tassles, and Black Watch cantle. |
| | | 2B sporran for all ranks - Brown leather purse with Highlanders pattern thistle. |
| | | 2B and 2C - Officers - cane. |
| | | SNCOs - rosewood pacesstick. |
| 8 | <u>Sword.</u> | 2A only - Officers - highland broadsword with full basket and plated scabbard. SNCOs - rosewood pacesstick. |
| | | ORs - rifle and bayonet. |
| 9 | <u>Footwear.</u> | <u>2A only</u> Shoes - highland black brogue. |
| | | Gaiters - Highlanders pattern, long white |

| Serial (a) | Main Features (b) | Description (c) |
|---------------|----------------------|--|
| | | <p>canvas with 8 buttons. High point in the back, black leather strap under instep, secured by two black buttons on either side.</p> <p>Hose tops - footless stocking black and red dicing.</p> <p>Flashes - Highland scarlet flashes.</p> <p>Sgian dubh for officers - regimental. with capbadge. ORs - nil.</p> <p><u>2B & 2C</u> Lovat green hose. Highland scarlet flashes. Highland black brogues.</p> |
| 10 | <u>Gloves.</u> | Officers and WOs - brown leather. |

Nos 5 and 8 Dress (Warm Weather/Temperate)

| Serial (a) | Main Features (b) | Description (c) |
|---------------|----------------------|--|
| 1 | <u>Headdress.</u> | TOS khaki with government 1A tartan patch. |
| 2 | <u>Capbadge.</u> | A saltire argent surmounted by a lion rampant ensigned in chief by a representation of the Crown of Scotland Or, and in base on Escrol argent he motto "NEMO ME IMPUNE LACESSIT" in letters Sable. |
| 3 | <u>Hackle.</u> | RSB bn - black RHF bn - white BW bn - red HLDRS bn - blue |

| Serial (a) | Main Features (b) | Description (c) |
|---------------|----------------------|---|
| | | A&SH bn - green 52nd LOWLAND bn and 51st HIGHLAND bn - as per coy affiliations |
| 4 | <u>TRF.</u> | Regimental lion rampant on saltire (blue/white background in barracks, muted green in field). |
| 5 | <u>Stable belt.</u> | Government 1A tartan, with single fastening, worn over the left hip. |

No 10 Dress - Mess Dress

| Serial (a) | Main Features (b) | Description (c) |
|---------------|----------------------|---|
| | | Officers and SNCOs - 10A and 10B. JNCOs - 10B only. |
| 1 | <u>Jacket.</u> | Officers - Scarlet refine doeskin with roll collar. Dark blue coloured quilted silk round collar. White piping 1/8" wide all round edge of jacket. Dark blue refine doeskin gauntlet cuff with white piping, fly for 4 small mounted regimental buttons. Four small mounted regimental buttons and buttonholes down front. No collar badge. Lined with dark blue and cream coloured art quilted silk. One inside pocket. RHF pattern gold twisted shoulder cords with embroidered thistle at base, and small embroidered badges of rank. SNCOs and JNCOs - Scarlet refine doeskin jacket. Dark blue superfine roll collar and pointed cuffs. Three small buttons mounted on the cuff, three small buttons down the front. No piping, no collar badges. Gold cloth badges of rank with black backing. |

| Serial (a) | Main Features (b) | Description (c) |
|---------------|-----------------------|--|
| 2 | <u>Waistcoat.</u> | Officers - Highlanders pattern dark blue refine cloth with roll collar all edged round with gold piping. Pockets decorated with gold piping. 4 gilt mounted regimental buttons. SNCOs - government 1A tartan waistcoat with dark blue rayon back with strap and buckle. V front without collar. Three small mounted regimental buttons. |
| 3 | <u>Sporran.</u> | <u>10A only - Officers and SNCOs only.</u> White hair with two black tassels, and Black Watch cantle. |
| 4 | <u>Kilt.</u> | Government 1A tartan, box pleats, Bw rosettes of green silk |
| 5 | <u>Trews.</u> | <u>10B for Officers and SNCOs and JNCOs.</u> Government 1A tartan trews. |
| 6 | <u>Legwear.</u> | 10A - black and red ball hose with scarlet highland flashes, sgian dubh and highland buckled brogues. 10B - Officers - George Boots. 10 B - SNCOs - Black Highland brogues. |
| 7 | <u>Accoutrements.</u> | Officers only - cane. JNCOs wear Regimental dark blue silk cummerbund in place of a waistcoat. |

No 13 Dress - Barrack dress

| Serial (a) | Main Features (b) | Description (c) |
|---------------|----------------------|--|
| 1 | <u>Headdress.</u> | Lowland glengarry with capbadge. |
| 2 | <u>Jersey.</u> | Officers and SNCOs - Lowland pattern green heavy jersey. ORs - JHW. |
| 3 | <u>Rank.</u> | Officers - red cloth badges on green slide. |

| Serial (a) | Main Features (b) | Description (c) |
|---------------|-----------------------|---|
| | | WOs - red back cloth badges of rank. SNCOs and JNCOs - khaki cloth. |
| 4 | <u>Shirt and tie.</u> | Officers - Scottish division officers khaki shirt with braided tie. |
| 5 | <u>Kilt/trews.</u> | ORs - issue khaki shirt and tie. 13A - Government 1A tartan kilt with box pleats, with rosettes for Officers and SNCOs. 13B - Government tartan 1A trews, high back with braces (officers), low back with belt loops (ORs). |
| 6 | <u>Sporran.</u> | Brown leather purse with badge of crowned thistle. |
| 7 | <u>Legwear.</u> | 13A - lovat green hose, Highland scarlet flashes, regimental sgian dubh, black highland brogues. |
| 8 | <u>Accoutrements.</u> | 13B - black highland brogues. Cane - officers only. |

No 14 dress

14A - shirt sleeve ceremonial

14B - shirt sleeve barrack dress, kilt

14C - shirt sleeve barrack dress, trews

| Serial (a) | Main Features (b) | Description (c) |
|---------------|----------------------|---|
| 1 | <u>Headdress.</u> | Lowland Glengarry with capbadge. |
| 2 | <u>Rank.</u> | Officers - anodise 1" rank. WOs - leather wrist band. SNCOs & ORs - khaki cloth chevrons. |

| Serial (a) | Main Features (b) | Description (c) |
|---------------|-----------------------------------|--|
| 3 | <u>Shirt.</u> <u>Belt.</u> | Officers - regimental blue shirt. ORs - issue khaki shirt. 14A - officers - sam browne. 14A - WOs - sword belt. 14A - SNCOs and ORs - white belt. 14B and 14C - officers and WOs - brown leather belt. 14B and 14C - SNCOs and ORs - white belt. |
| 4 | <u>Kilt/trews.</u> | 14A and 14B - government 1A tartan kilt with box pleats, rosettes for Officers, WOs and SNCOs. 14C - government 1A tartan trews for all ranks. |
| 5 | <u>Sporran.</u> | 14A - White hair with two black tassles, and Black Watch cantle. 14B - brown leather purse with Highlanders thistle badge. 14C - not worn. |
| 6 | <u>Legwear.</u> | 14A - all ranks - Footless stocking black and red diced, Highlanders pattern spats, Highlanders scarlet flashes, highland black brogues. 14A - officers only - regimental sgian dubh. 14B - all ranks - lovat hose, scarlet Highland flashes, black Highland brogues. 14C - black highland brogues. |
| 7 | <u>Accoutrements.</u> | 14A Red sash, WOs and SNCOs. 14A Officers - Highland broadsword with leather scabbard. 14A WOs - rosewood pacesstick. |

| Serial | Main Features | Description |
|--------|---------------|--|
| (a) | (b) | (c) |
| | | 14A SNCOs and JNCOs - rifle and bayonet. |

ROYAL REGIMENT OF SCOTLAND – REGIMENTAL BAND ORDERS OF DRESS

1. FULL DRESS

| Items of Uniform | DsoM/ BMs | WOs | SNCOs | ORs | Remarks |
|------------------|---|--|---------------|---|--|
| Headdresses | Feather bonnet, lowland dicing, red over white plume. Regimental cap badge | | | | For Full Dress only |
| Jacket | Scarlet doublet with dark blue collar and cuffs with gold thistle lace. Twisted shoulder cords of gold with scarlet lining. | Scarlet doublet with dark blue collar, cuffs and shoulder straps and with scarlet wings. For WO's ½ inch gold Bias and Stand lace trim to collar, cuffs and wings and gold Russia braid to base of collar and edge of shoulder straps. | | Scarlet doublet with dark blue collar , cuffs and shoulder straps. Scarlet wings trimmed with white worsted chevron lace. | Large gold anodized regimental buttons throughout |
| Rank | Rank stars of silver embroidery without any coloured edging. | Rank badges of Gold and coloured embroidery with scarlet backing for WO's. Chevrons of ½ inch gold Bias and Stand lace for Sgt's and above and white worsted lace on scarlet cloth for Cpls and LCpls. | | | Musicians' Lyre badge in white worsted embroidery (but in gold embroidery when worn with gold rank insignia) |
| Shirt | White collarless with gold cufflinks | | Green t-shirt | | |
| Collar Badges | Gold embroidered thistle with thin dark blue backing. | Other ranks Brass thistle. Pattern No 21980 (With Cuidich N'Righ motto). | | | Points of thistles pointing forwards. |

| | | | | | |
|--------------|--|--|---|--|--|
| Plaid | Short fringed fly plaid; philahgmhor style, of Govt 1A tartan | Full scarf body plaid of Govt 1A tartan | | | Fly plaid for percussionists |
| Plaid Brooch | Lowland Band style thistle superimposed on St Andrews Cross with Nemo Me Impune Lacessit motto inscribed in circlet. | | | | |
| Cross Belt | White cross belt of solid white plastic or buff (not woven). 4”x3” Brass Plate bearing the Regimental Crest. Two slings with loops and studs | | | | |
| Waist Belt | Crimson Morocco leather faced with gold thistle lace with rectangular gilt brass waistbelt plate bearing Regt. Badge. | White matt plastic sword belt (not woven) | White matt plastic waist belt (not woven) | | Issue brass waist belt GS clasp, which is a union locket bearing the Royal Crest (lion statant on St. Edward’s Crown) and motto DIEU ET MON DROIT. |
| Dirk & Frog | Crimson Morocco leather strap faced with gold thistle lace. Dirk with amethyst stone settings and mount. | White matt plastic dirk frog to match waist belt and issued dirk | | | |
| Sash | Crimson Officer’s sash | Crimson WOs sash | Issue red Sash | | |

| | | | | | |
|---------------|---|---|----------|---------------|--|
| Gloves | White Cotton | Research required to discover gloves which can handle musical instruments | | | |
| Kilt | Govt 1A tartan Patt No TBC with boxed pleats | | | | |
| Kilt Rosettes | Yes | Yes | Yes | No | |
| Sporran | White Hair with two long black tassels and white plastic belt and BW cantle | | | | |
| Hose Tops | Footless stocking Black and Red dicing | | | | |
| Gaiters | Highlander’s pattern. Long white canvas with 8 buttons. High point in the back, black leather strap under instep, secured by two black buttons on each side | | | | |
| Sgian Dubh | Regimental Sgian Dubh with cap badge device | Plain Sgian Dubh | | No Sgian Dubh | |
| Shoes | Shoes, Highland (black brogues) | | | | |
| Sword | Highland broadsword, full basket, plated scabbard | | No sword | | |



2. NO 1 DRESS CEREMONIAL

| Items of Uniform | DsoM/ BMs | WOs | SNCOs | ORs | Remarks |
|------------------|--|--|---------------|-----|------------------------------------|
| Headdresses | Lowland Pattern Glengarry with Cock Feather | | | | |
| Jacket | Archer Green barathea doublet of Scottish Division pattern. Large (gold) anodized Regimental buttons on front. Small anodized Regimental buttons on cuffs, skirts and two large buttons in centre back waist. Gold Russia for Officers and WOs, white braid for Other Ranks. Wings in green and gold for WOs, white worsted trim for ORs | | | | |
| Rank | Issued (Highlanders Pattern) green backed, gold shoulder cords with black line between the gold cord. | Rank badges of gold wire embroidery on a green backing. Chevrons of gold lace. | | | |
| Shirt | White collarless with gold cufflinks | | Green t-shirt | | |
| Collar Dogs | RS officers pattern Gold embroidered thistle with thin dark blue backing | Other ranks Brass thistle. Pattern No 21980 (but with Cuidich N'Righ motto). | | | Points of thistles facing forwards |
| Plaid | Short fringed fly plaid; philahgmhor style, Govt 1A tartan | Full scarf body plaid of Government 1A tartan | | | Fly plaid for percussionists |
| Plaid Brooch | Lowland Band style, thistle surmounted on a St Andrews Cross with Nemo Me Impune Lacesit motto inscribed in circlet | | | | |
| Cross Belt | White solid plastic or buff | | | | |

| | | | | | |
|---------------|---|---|---|----|--|
| | leather cross belt, (not woven type). 4"x3" Brass Plate bearing the Regimental badge. Two slings with loops and studs | | | | |
| Waist Belt | Crimson Morocco leather faced with gold thistle lace with rectangular gilt brass waistbelt plate bearing Regt. Badge. | White matt plastic sword belt (not woven) | White matt plastic waist belt (not woven) | | Issue brass waist belt GS clasp, which is a union locket bearing the Royal Crest (lion statant on St. Edward's Crown) and motto DIEU ET MON DROIT. |
| Dirk | Dirk with amethyst stone settings and crimson Morocco leather dirk strap faced with gold thistle lace to match belt. | White matt plastic dirk frog to match waist belt and issued dirk | | | |
| Sash | Crimson Off's sash | Crimson WOs sash | Issue red sash | | |
| Gloves | White Cotton | Research required to discover gloves which can handle musical instruments | | | |
| Kilt | Government 1A tartan kilt Patt No TBC. With boxed pleats | | | | |
| Kilt Rosettes | Yes | Yes | Yes | No | |
| Sporran | White Hair with two long black tassels and white plastic belt | | | | |

| | | | | |
|-------------------|---|------------------|------------------|---------|
| | and BW cantle | | | |
| Hose Tops | Footless stocking Black and Red dicing | | | |
| Gaiters | Highlander's pattern. Long white canvas with 8 buttons. High point in the back, black leather strap under instep, secured by two black buttons on each side | | | |
| Sgian Dubh | Regimental Sgian Dubh with cap badge device | Plain Sgian Dubh | No Sgian Dubh | |
| Shoes | Shoes, Highland (black brogues) | | | |
| Sword | Highland broadsword, full basket, plated scabbard | No sword | | |
| Accoutre ments | Baton | Instrument | | DM Mace |



NO 1 DRESS INCLEMENT WEATHER

| Items of Uniform | DsoM/ BMs | WOs | SNCOs | ORs | Remarks |
|---------------------|---|-----|-------|-----|---------------------------------|
| Headdress | Lowland Pattern Glengarry – no cock feather | | | | Removing the cock feather in |

| | | | | | |
|---------------|---|--|---------------|----|---|
| | | | | | inclement weather increases its life |
| Jacket | Archer Green barathea doublet of Scottish Division pattern. Large anodized Regimental buttons on front. Small anodized Regimental buttons on cuffs, skirts and two large buttons in centre back waist. Gold Russia for Officers and WOs, White worsted braid for Other Ranks. Wings in green and gold for WOs, White worsted trim for ORs | | | | |
| Cape | Inverness Cape | | | | |
| Rank | Issued (Highlanders Pattern) green backed, gold shoulder cords with black line between the gold cord. | Chevrons: Gold Bias and Stand lace with green backing. Rank badges of gold wire embroidery on green backing. | | | |
| Shirt | White collarless with gold cufflinks | | Green t-shirt | | |
| Collar Dogs | RS officers pattern Gold embroidered thistle with a thin dark blue backing. | RS other ranks Brass thistle. Pattern No 21980 (but with Cuidich N’Righ motto). | | | |
| Sash | Crimson Off’s sash | Crimson WOs sash | Scarlet Sash | | |
| Gloves | White Cotton | Research required to discover gloves which can handle musical instruments | | | |
| Kilt | Govt 1A tartan (Tailors/Officers) Patt No TBC. Boxed Pleats | | | | |
| Kilt Rosettes | Yes | Yes | Yes | No | |
| Hose Tops | Footless stocking Black and Red dicing | | | | |

| | | | | |
|---------------|---|------------------|---------------|---------|
| Gaiters | Highlander's pattern. Long white canvas with 8 buttons. High point in the back, black leather strap under instep, secured by two black buttons on each side | | | |
| Sgian Dubh | Regimental Sgian Dubh with cap badge device | Plain Sgian Dubh | No Sgian Dubh | |
| Shoes | Shoes, Highland (black brogues) | | | |
| Accoutrements | Baton | Instrument | | DM Mace |

FULL DRESS/NO 1 DRESS WINTER ORDER

| Items of Uniform | DsoM/ BMs | WOs | SNCOs | ORs | Remarks |
|------------------|---|---|-------|-----|---------------------------|
| Headdress | Feather bonnet, lowland dicing, red/white plume. Regimental cap badge | | | | For Full Dress only |
| | Lowland Pattern Glengarry with Cock Feather. No Cock Feather in inclement weather. | | | | For External Concerts |
| Greatcoat | Double breasted (blue-grey) | Single breasted (blue-grey) | | | |
| Rank | Gilt ½” rank badges | Chevrons of ½ inch dark blue worsted lace on a scarlet backing | | | Worn at bottom of sleeve. |
| Shirt | Issue Vest Cold Weather | | | | |
| Gloves | White Cotton | Research required to discover gloves which can handle musical instruments | | | |
| Kilt | Govt 1A tartan (Tailors/Officers) Patt No TBC. Boxed Pleats | | | | |
| Kilt Rosettes | Yes | Yes | Yes | No | |
| Hose Tops | Footless stocking Black and Red dicing | | | | |
| Gaiters | Highlander’s pattern. Long white canvas with 8 buttons. High point in the back, black leather strap under instep, secured by two black buttons on each side | | | | |

| | | | | |
|---------------|---|------------------|---------------|----------------------------|
| Sgian Dubh | Regimental Sgian Dubh with cap badge | Plain Sgian Dubh | No Sgian Dubh | |
| Shoes | Shoes, Highland (black brogues) | | | |
| Sword | Highland broadsword, full basket, plated scabbard | No sword | | DM also carries broadsword |
| Accoutrements | Baton | Instrument | | DM Mace |

NO 8 DRESS

| Items of Uniform | DsoM/ BMs | WOs | SNCOs | ORs | Remarks |
|----------------------------------|--|-------------------------------------|-------|-----|---------|
| Headdress | Khaki Tam o’ Shanter (from tailor) | Issue Scottish Division Pattern TOS | | | |
| Tartan Capbadge Backing | Govt 1A patch | | | | |
| Capbadge | Issue Gilding Metal, Silver and Burnished Gilt | | | | |
| Hackle | Regimental Band wears no hackle | | | | |
| Rank | Red cloth stars and crowns on DPM slide | Issue CS95 rank slides | | | |
| Tactical Recognition Flash | Corps of Army Music TRF. Gold lyre on Blue Backing | | | | |
| Stable Belt | Govt 1A Tartan | | | | |

| | | | | | |
|------------------------------|-----------------------|--|--|--|--|
| CB95 Jacket, shirt, Trousers | DPM, Issued | | | | |
| Boots | Black leather, Issued | | | | |

| | | | |
|---------------|-------|------------|--------------------|
| Accoutrements | Baton | Instrument | DM Swagger Cane |
|---------------|-------|------------|--------------------|

N.B. All other orders of dress are as per regiment.

THE PRINCESS OF WALES'S ROYAL REGIMENT (QUEEN'S AND ROYAL HAMPSHIRE)

| Serial (a) | Main Features (b) | Description (c) |
|-----------------------------|--|--|
| 1 | Cap Badge | <p>A Dragon upon a mount with a double red rose fimbriated gold below within the Garter. Above the Dragon and superimposed on the garter the Plume of the Prince of Wales.</p> <p>The centre piece is the Elizabethan Dragon awarded to the Buffs in recognition of their Tudor origin by Queen Anne in 1707. The Hampshire Rose was worn by the Trained Bands of Hampshire . The Garter is taken from the Royal Sussex Regiment when awarded 'Royal' status in 1882. The Prince of Wales plumes were awarded to the 77th Middlesex for their exploits in India in 1810.</p> |
| 2 | Collar Badge | The white horse of Kent superimposed on the Garter with the Rousillon Plume of the Royal Sussex Regiment commemorating the defeat of the French at the Battle of Quebec in 1759 |
| 3 | Facing Colour (Dress) | |
| 4 | Tunic Buttons | <p>All Ranks: The Paschal Lamb of the Queen's Royal Regiment mounted on the Garter star.</p> <p>Officers: 4 large (40 ligne) 10 medium (30 ligne)</p> <p>All buttons bronzed.</p> |
| 5 | TRF | 6x6mm TRF comprising of blue/yellow blue stripes of 2mm width. |
| 6 | Lanyard | <p>All ranks: Royal Marine OR pattern.</p> <p>Commemorates origins of 31st of Foot as Villiers Marines</p> |
| 7 | Stable Belt | 3" with brown leather side fastening of two straps on left side. 1" stripes of blue/yellow/ blue. |
| 8 | Special Arm Badge Special Distinction | Gold wire Tiger on black backing worn on left sleeve. |

| Serial (a) | Main Features (b) | Description (c) |
|-----------------------------|------------------------------------|--|
| | | Taken from badge of 67th (South Hampshire) and awarded by King George IV in 1826 after 21 year's service in India. |
| | | The cypher of the Royal Colonel in Chief - Queen Margrethe of Denmark to be worn on right sleeve at private expense on all parade orders of dress. |

Brief Details of Uniform under Orders of Dress

Nos 1 and 3 Dress

| Serial (a) | Main Features (b) | Description (c) |
|-----------------------------|------------------------------------|---|
| 9 | Headdress | |
| | Officers | Royals, Regimental cap badge and small (22 ligne) buttons. |
| | ORs | Issue forage hat (Royal Regiment) |
| 10 | Tunic | Blue, Infantry pattern with 13 medium (30 ligne) buttons. Adjutants and Field Officers wear overalls. The jacket is in white lightweight material for No 3 Dress. |
| | Collar Badge | Anodised QUEEN's Regiment pattern. The white horse of Kent superimposed on the Garter with the Rousillon Plume of the Royal Sussex Regiment commemorating the defeat of the French at the Battle of Quebec in 1759. |
| | Special Arm Badge | Gold wire Tiger on black backing worn on left sleeve. |
| | Tunic Buttons | 30 ligne anodised gilt of QUEEN's Regiment pattern. |
| 11 | Rank Badges | Officers Anodised Eversleigh Star pattern for officers. ORs Gold badges and chevrons on a red backing for ORs. |
| 12 | Trousers | Adjutants and Field Officers wear overalls. |

| Serial (a) | Main Features (b) | Description (c) |
|-----------------------|------------------------------|---|
| | | All other ranks wear issue No 1 dress trousers. |
| 13 | Accoutrements | <p>Officers</p> <p>Standard Infantry pattern crimson sash. Infantry pattern ceremonial boards</p> <p><u>ORs Belt</u></p> <p>White corlene plastic belt with Union Locket. Central device: Regimental Badge as in 1 above.</p> <p>Red Infantry pattern sash for SNCOs.</p> |
| 14 | Sword | Infantry pattern. Leather scabbard and sword knot with Sam Browne; metal scabbard with sword belt and gold knot when in Ceremonial dress. |
| 15 | Footwear | <p>Officers: George Boots (Adjutants and Field Officers wear spurs)</p> <p>ORs: Black issue shoes</p> <p>Ammunition boots if issued</p> |
| 16 | Gloves | White cotton |

Nos 2 and 4 Dress

| Serial (a) | Main Features (b) | Description (c) |
|-----------------------|------------------------------|--|
| 17 | | Include lanyard, shirt and tie. |
| 18 | Headdress | |
| | Officers | <p>Royals</p> <p>Side Hat also worn: Torin pattern with blue flaps with Royal Hampshire yellow in vent. Embroidered cap badge with blue backing.</p> <p>SD Hat: Dark (Guards Division) barathea material. Brown leather chin strap 5/8" wide. Bronzed Regimental badge and 22 ligne buttons.</p> |

| Serial (a) | Main Features (b) | Description (c) |
|-----------------------|------------------------------|---|
| | ORs | Issue Royals pattern |
| 19 | Rank Badges | |
| | Officers | Bronzed Eversleigh star and crown |
| | ORs | Khaki worsted on blue backing |
| 20 | Tunic | Officers & ORs: Issue pattern. |
| | Collar Badge | All Ranks Bronzed Queen's Regiment pattern. |
| | Arm Badge | Yellow embroidered Tiger on black backing worn on left sleeve. |
| | Tunic Buttons | Bronzed Queen's Regiment pattern. |
| 21 | Rank Badges | |
| | Officers | Bronzed Eversleigh star and crown. |
| | ORs | Khaki worsted on blue backing. |
| 22 | Trousers | Officers & ORs: Issue pattern. |
| 23 | Accoutrements | |
| | Officers | Infantry pattern, brown leather, whistle fixed to cross piece. |
| | ORs | White corlene plastic belt with Union Locket. Central device: Regimental Badge as in 1 above. |
| | Lanyard | All Ranks Royal Marine OR pattern. |
| 24 | Footwear | |
| | Officers | Brown Oxford |
| | ORs | Black boots if issued or black shoes. |
| 25 | Sword | Infantry pattern, brown leather scabbard with leather sword knot. |

Combat Dress

| | | |
|----|-------------------------|--|
| 26 | Jacket, shirt, trousers | As issued with the following additions for all ranks |
|----|-------------------------|--|

| Serial (a) | Main Features (b) | Description (c) |
|-----------------------------|------------------------------------|---|
| | Headdress | Khaki Brown |
| | Cap Badge | Bronzed (For description see 1 above) |
| | Backing | 1 5/8" blue/yellow/blue striped square |
| | Stable Belt | 3" with brown leather side fastening of two straps on left side. 1" stripes of blue/yellow/ blue. |
| | Flash | Light blue background with yellow silk embroidered Tiger |
| | TRF | 6x6mm TRF comprising of blue/yellow blue stripes of 2mm width |
| | Rank Slides | Bronzed embroidered rank insignia on olive green material with PWRR title |

No 10 Dress

| Serial (a) | Main Features (b) | Description (c) |
|-----------------------------|------------------------------------|--|
| 27 | No 10 Dress | |
| 28 | Headdress | |
| | Officers | Royals No 1 dress hat or side hat See 18 above |
| | SNCOs/JNCOs | Issue Royals |
| 29 | Jacket | |
| | Officers | Jacket: Scarlet superfine (No 101) body and sleeves. Line quilted scarlet twill. Collar and cuffs are from Hinsworth 905 PW (Princess of Wales) cloth. 1 7/8 Stand collar with rounded ends, gauntlet cuffs 2¾ at front and 6" at back sewn down on hind arm but with open vent on top sleeve to take 4 plugged buttons half show. Round bottom collar gold Russia braid. QUEEN's pattern collar badges (anodised metal). Wire Tiger badge on left sleeve. Twisted two ply gold cord shoulder cords with scarlet tongue with |

| Serial (a) | Main Features (b) | Description (c) |
|---------------|----------------------|---|
| | | single gilt 30 ligne button. Rank badges are 5/8 silver embroidered. Buttons are QUEEN'S pattern. |
| | NCOs | Jacket: Scarlet superfine (No 101) body and sleeves. Line quilted scarlet twill. Collar and cuffs are from Hinsworth 905 PW (Princess of Wales) cloth. 1 7/8 Stand collar with rounded ends, gauntlet cuffs 2 3/4 at front and 6" at back sewn down on hind arm but with open vent on top sleeve to take 4 plugged buttons half show. Round bottom collar gold Russia braid. QUEEN's pattern collar badges (anodised metal). Wire Tiger badge on left sleeve. Twisted two ply gold cord shoulder cords with scarlet tongue with single gilt 30 ligne button. Rank badges are 5/8 silver embroidered. Buttons are QUEEN'S pattern. |
| 30 | Vest | |
| | Officers | Cassock style with stand collar. Dark blue superfine (No 64) body and collar. 2 jetted pockets traced with 3/16" gold Russia to form crow's feet at end. |
| | NCOs | Civilian blue superfine (No 64) with 'U' front and four 22 ligne anodised gilt buttons. Roll collar lapels. |
| | Collar Badge | All ranks: Anodised QUEEN's Regiment pattern. |
| | Arm Badge | All ranks: Gold wire Tiger on black backing worn on left sleeve. |
| | Buttons | Anodised gilt of QUEEN's Regiment pattern. |
| 31 | Rank Badges | |
| | Officer | Rank badges are 5/8 silver embroidered. |
| | NCOs | Rank badges are gold on red backing for chevrons and crowns. |
| 32 | Trousers | |
| | Officers | Overalls: Standard Infantry pattern. Dark blue barathea (No 514) with 1/4" Infantry scarlet welt on outer seam. Leather footstraps. |
| | NCOs | No 1 Dress trousers with 1" stripe. |

| Serial (a) | Main Features (b) | Description (c) |
|-----------------------------|------------------------------------|---|
| 33 | Footwear | |
| | Officers | Wellington boots. Spurs worn by Field Officers and Adjutants. |
| | NCOs | George boots or civilian black shoes. |

No 11 Dress

| Serial (a) | Main Features (b) | Description (c) |
|-----------------------------|------------------------------------|---|
| 34 | No 11 Dress | |
| 35 | | As for No 10 Dress with the following changes: |
| | Officers | White jacket Infantry pattern. Regimental cummerbund. RRF pattern badges of rank. |
| | NCOs | White jacket Infantry pattern. |



Nos 13/14 Dress

| Serial (a) | Main Features (b) | Description (c) |
|-----------------------------|------------------------------------|---|
| 36 | Nos 13/14 Dress | |
| | Officers | |
| | Headdress | SD hat or side hat |
| | WOs | No 1 Dress hat (Royals) |
| | ORs | Beret (Brown Infantry) |
| 37 | | |
| | Pullover | |
| | Officers & WOs | PWRR pattern. Heavy duty olive green Guernsey pattern with V neck |
| | ORs | Issue |

PWRR

| Serial (a) | Main Features (b) | Description (c) |
|-----------------------|------------------------------|--|
| 38 | Shirt Officers ORs | Fawn Issued |
| 39 | Tie Officers ORs | Light braid Issue |
| 40 | Stable Belt | 3” with brown leather side fastening of two straps on left side. 1” stripes of blue/yellow/ blue |
| 41 | Shirt | Officers: Fawn ORs: Issue pattern |
| 42 | Lanyard | All ranks: Royal Marine OR pattern Shirt Sleeve Order only |
| 43 | Pullover | Officers/WOs: PWRR pattern. Heavy duty olive green Guernsey pattern with V neck |
| 44 | Flash | Embroidered yellow silk on light blue background. Worn on left sleeve of pullover |
| 45 | Metal Shoulder Titles | Bronzed PWRR in curve Worn in Shirt Sleeve Order and on pullover |
| 46 | Badges of Rank | Officers: Eversleigh star and crown ORs: Khaki worsted |

THE DUKE OF LANCASTER'S REGIMENT

| Serial (a) | Main Features (b) | Description (c) |
|---------------|-----------------------|--|
| 1 | Cap Badge | <p>Red Rose of Lancaster charged with the Royal Crown, within a Fontenoy Laurel Wreath with motto 'Nec Aspera Terrent' on scroll beneath Rose.</p>  <p>Offrs: No. 1 & SD Caps: Matt gold metal with polished highlights, the Rose in red enamel. As issued. Height 4.5 cm, width 4.3 cm.</p> <p>Cap Field Service (Side Hat): Gold wire embroidered badge on blue/black cut out backing.</p> <p>Beret: Embroidered gold wire embroidered badge on 4.5 cm square red diamond patch.</p> <p>ORs: Matt gold metal with polished highlights, the Rose in red enamel (worn on a 4.5 cm square red diamond patch on beret only). As issued.</p> |
| 2 | Collar Badge | Silver Lion of England. The Lions are in pairs, both inward-facing. |
| 3 | Facing Colour (Dress) | Royal blue facings with white piping. |
| 4 | Tunic Buttons | Domed brass (gold) button mounted with matt white metal fleur de lys. |
| 5 | TRF |  <p>Worn on right sleeve of Combat Smock and Desert Combat Smock ½" from the top of the shoulder seam.</p> |

| | | |
|---|-------------|--|
| 6 | Lanyard | Maroon double cord with three knots. Worn on the left shoulder and clipped to the inner edge of the left breast pocket. |
| 7 | Stable Belt | Maroon 2½" adjustable webbing, side fastening on left with two black leather straps. |

Nos 1 and 3 Dress

| Serial (a) | Main Features (b) | Description (c) |
|---------------|----------------------|--|
| 8 | Headdress | Cap Forage peaked, Royals with Regimental Cap Badge and small (22 ligne) Regimental Buttons. |

| | | |
|----|-------------|--|
| 9 | Tunic | <p>Male Offrs: Standard Infantry pattern dark blue barathea. Large Regimental collar badges (5.2 cm long), facing inwards. Gold wire embroidered glider badge on blue backing ½" from the seam at top of right sleeve (Glider to be cut out). Five medium Regimental buttons down the front, one on each breast pocket and three on each sleeve. The sleeve buttons are worn in a triangular pattern with the normal two buttons above the open seam and the third button set to the rear on the bottom seam. Blue detachable barathea epaulettes with screw buttons and badges of rank are normally worn, but gold braid shoulder boards are worn in Ceremonial Dress. No belt hooks</p> <p>Male ORs: Standard dark blue Infantry pattern with scarlet epaulette piping. Large (5.2 cm long) Regimental collar badges. Gold embroidered wire glider badge on blue backing ½" from the seam at top of right sleeve (Glider to be cut out). Five medium Regimental buttons down the front, one on each breast pocket and epaulette. Gold rank badges and chevrons on scarlet backing. Gold qualification and Good Conduct badges and Chevrons on dark blue backing.</p> <p>Female Offrs and ORs: As for males less breast pockets.</p> <p>No 3 Dress: Standard white cotton Infantry pattern jacket worn with the same accoutrements.</p> |
| 10 | Rank Badges | <p>Offrs: Bath Star plain bright metal, plain crown.</p> <p>ORs: Gold Badges & chevrons on scarlet backing.</p> |

| | | |
|----|----------------|---|
| 11 | Trousers/Skirt | <p>Male Offrs: Standard Infantry pattern blue barathea with 1" raised scarlet stripe the length of the outside seam.</p> <p>Field Officers and Adjutants in mounted order wear overalls with Wellingtons and box spurs.</p> <p>Male ORs: Standard blue Infantry pattern with 1" raised scarlet stripe the length of the outside seam.</p> <p>Females: Skirt of same material and colour as the jacket to the identical design to the issued No 2 Dress skirt.</p> |
| 12 | Accoutrements | <p><u>Offrs Belt:</u></p> <p>Ceremonial: Infantry pattern crimson with tassels hanging to the left.</p> <p>Non-Ceremonial: brown leather Sam Browne</p> <p><u>ORs Belt:</u></p> <p>White Corlene Belt with frog, matt gold metal Union Locket with polished highlights. Central device: Sphinx superscribed 'Egypt' within a Fontenoy Laurel Wreath, Royal Crown above and small Rose below. Regimental title 'Duke of Lancaster's Regiment' on surround.</p> |
| 13 | Sword | <p>Offrs: Regulation Infantry pattern with brown leather sword knot and scabbard. Field Officers and Adjutants will wear the sword knot with one loop around the guard and the knot hanging free. All other Officers will have the knot bound tight to the guard with the end of the knot on the outside pointing towards the sword tip. In No. 1 Dress Ceremonial a nickel-plated metal scabbard, gold sword knot and slings, and waist sash are worn.</p> <p>ORs: Infantry Warrant Officer pattern. Worn by WOs I and Drum Majors only.</p> |

| | | |
|----|----------|---|
| 14 | Footwear | <p>Male Offrs: Wellington/George Boots (Adjutants and Field Officers wear spurs).</p> <p>ORs: Black boots as issued.</p> <p>Females: Black court shoes or black Gibson style shoes for parades.</p> |
| 15 | Gloves | <p>Offrs: Either white or plain brown with one button at the wrist, as ordered.</p> <p>ORs: White.</p> |


Nos 2 (service) Dress

| Serial (a) | Main Features (b) | Description (c) |
|---------------|----------------------|--|
| 16 | Headdress | <p>Ceremonial: As for No 1 Dress</p> <p>Non-Ceremonial: Khaki barathea with piping round the crown. The distance from the join of the peak with the band to the piping at the top front centre will be approximately 4" and will be stiffened so that it provides a straight backing behind the cap badge. The peak will be 2" deep in the centre. Dark brown polished leather chinstap with squared ends and small buttons.</p> |


| | | |
|----|----------------|---|
| 17 | Tunic | <p>Males Offrs: As issued 4 large (40 ligne) buttons down front. Shoulder strap with metal badges of rank sewn into top of sleeve and fastened with medium button. No shoulder titles. No belt hooks. The bottom of the jacket skirt will be level with the first knuckle from the tip of the thumb when standing to attention. Small (4.3 cm long) Regimental Collar Badges are worn facing inwards. Gold wire embroidered Glider Flash on khaki backing ½" from the seam at top of right sleeve (Glider to be cut out).</p> <p>ORs: As issued. No shoulder titles. Small (4.3 cm long) Regimental Collar Badges are worn facing inwards. A yellow Glider Flash embroidered on khaki (as issued) is worn ½" from the seam at top of right sleeve. The khaki backing cloth of the Flash is to be left rectangular. Rank, qualification and good conduct badges and chevrons are white on khaki worsted.</p> <p>Female Offrs & ORs: As for males less breast pockets</p> |
| 18 | Rank Badges | <p>Offrs: Bath star plain bright metal, plain crown.</p> <p>ORs: White tape on khaki worsted.</p> |
| 19 | Trousers/Skirt | As issued |
| 20 | Accoutrements | <p><u>Tie:</u></p> <p>Offrs: khaki braid</p> <p>ORs: khaki braid</p> <p>Shirt: Khaki</p> <p><u>ORs Belt:</u></p> <p>White plastic Corlene with Regimental Buckle.</p> |
| 21 | Sword | Infantry pattern, with brown leather scabbard and sword knot. |
| | Sam Browne | Infantry pattern, brown leather. |


| | | |
|----|------------------------------------|---|
| 22 | Footwear <i>Including spurs</i> | Male Offrs: Brown Oxford Shoes. Female Offrs: Brown Oxford Shoes on parade or brown court shoes. Male ORs: Black boots as issued. Female ORs: Brown court shoes or Black Gibson style shoe on parade |
| 23 | Gloves | Brown leather. |

No 8 (Combat) Dress

| Serial (a) | Main Features (b) | Description (c) |
|---------------|-------------------------|--|
| 24 | Headdress | Offrs: Khaki brown beret. Embroidered gold wire cap badge on 4.5cm square red diamond patch sewn on beret. ORs: Khaki brown beret with 4.5cm square red diamond patch and internal backing stiffener (as issued). |
| 25 | Rank Badges | Olive green cloth embroidered in maroon with rank insignia and title: DUKE OF LANCASTER'S. ACF slides to have 'ACF' in addition below the title. |
| 26 | Stable Belt | Maroon 2½" adjustable webbing, side fastening on left with two black leather straps. |
| 27 | TRF |  Worn on right sleeve of Combat Smock and Desert Combat Smock ½" from the top of the shoulder seam. |

No 10 (Mess) & No 11 (Tropical Mess) Dress

| | | |
|----|--------|---|
| 28 | Jacket | <p>Male Offrs: Guards shade superfine scarlet material with roll collar, 3" cuffs and cuff flaps. Collar, cuffs and Van Dyke cuff flaps faced with Royal blue (blue-black). White piping outlining edge of collar, cuff, top, bottom and rear edges of cuff flap and edges of jacket. Gold braid Shoulder Boards with black worm and embroidered badges of rank. Small (4.3 cm long) silver Regimental Collar Badges 20 cm below centre of the epaulette where it goes under the collar and located centrally on facing. Cuff flaps are 5¾" wide at front edge and 6" high at rear edge, and are 2 3/8" wide at the points. They have three small mounted Regimental buttons with dummy button-holes in dark blue twist extending 11/8" from centre of button towards front of flap. On the right sleeve a gold Glider embroidered on a scarlet background (cut out) is worn ½" from the top seam. Lining of blue quilted twill.</p>  |
|----|--------|---|

| | | | |
|--|--|--|--|
| | | <p>Female Offrs: Jacket standard Scarlet superfine cloth (101) in the (1991) Murrison style. Collar is a half stand with round edges, lapels cuffs and Van Dyke cuff flaps faced with Royal Blue (Blue – Black) cloth (112). White piping outlining edge of collar, cuff, top, bottom and rear edge of cuff flaps and edge of jacket. Gold braid shoulder boards with Black worm embroidered badges of rank. Small (4.3cm long) Silver Regimental Collar Badges to be worn on the lapels. Cuff flaps are 5¾” wide at front edge and 6” high at rear edge and 2¾“ wide at the point.</p> <p>They have three small mounted Regimental buttons with dummy button holes in dark blue twist extending 11/8” from centre of bottom towards front of flaps. On the right sleeve a Gold Glider embroidered on a scarlet background (cut out) is worn ½” from the crown of shoulder (seam) lining of blue quilted twill.</p> <p>No 11 Dress:</p> <p>Male Offrs and ORs: Standard white cotton Infantry pattern jacket worn without waistcoat but with cummerbund.</p> <p>Female Offrs and ORs; Ballgown worn without the jacket.</p> |  <p>A woman is standing in a room, wearing a red and black ceremonial uniform jacket. The jacket has gold braid on the shoulders and silver collar badges. She is also wearing a black skirt. In the background, there are shelves with various items, including a sign that reads '1 Shirt £45', '2 Shirts £85', and '3 Shirts £115'.</p> |
|--|--|--|--|

| | | |
|----|---------------|---|
| 29 | Waistcoat | <p>Male Offrs: Regimental pattern Royal blue (blue-black) superfine material. Gold Russia No. 4 3/16" lace trimming with black chevrons down front and along bottom, forming a crows-foot knot in front corners. Pockets with crows-foot lace of same pattern above and at each end. Four small mounted Regimental buttons.</p> <p>Male ORs: WOs & Sergeants: Plain Royal blue (blue-black) waistcoat with 4 small mounted Regimental buttons. Corporals: Royal blue cummerbund cut to Naval pattern, approximately 6" wide at widest point. No seams, straps or buckles are to show.</p> <p>Female Offrs and ORs: Not worn</p> |
| 30 | Cummerbund | Royal blue material cut to Naval pattern, approximately 6" wide at widest point. No seams, straps or buckles are to show. |
| 31 | Rank Badges | <p>Offrs: Silver embroidered Bath Star.</p> <p>ORs: Gold badges and chevrons on scarlet.</p> |
| 32 | Trousers/Gown | <p>Male Offrs: Blue, Infantry pattern 24 oz barathea trousers with a raised 1/4" scarlet stripe the length of the outside seam. Leather strap and buckle round boot instep. Field Officers, Adjutants and ADCs wear overalls with Wellingtons and box spurs.</p> <p>Male ORs: Blue Infantry pattern trousers 1" scarlet stripe the length of the outside seam.</p> <p>Female Offrs and ORs: Dark blue ball gown</p> |
| 33 | Shirt | <p>Male Offrs: Plain soft white pique (dimpled) Shirt with attached turn-down collar, white buttons, double cuffs and plain gold cuff-links.</p> <p>Male ORs: Plain soft white Shirt with attached turn-down collar, white buttons, double cuffs and plain gold cuff links.</p> |
| 34 | Footwear | Offrs: Wellington (patent leather) or George Boots. Spurs (Field Officers and Adjutants). |

| | | |
|--|--|--|
| | | <p>ORs: Wellington or George Boots (Corporals may wear plain black Shoes, as issued).</p> <p>Female offrs and ORs: Black court shoes</p> |
|--|--|--|

No 13 (Winter Barrack) Dress

| Serial (a) | Main Features (b) | Description (c) |
|---------------|--|--|
| 35 | <p>Headdress:</p> <p>Cap Field Service (Side Cap) - Offrs only</p> <p>Officer's SD Cap</p> | <p>Maroon body, Brunswick green tip, no peak. Embroidered gold wire cap badge.</p> <p>Khaki barathea with piping round the crown. The distance from the join of the peak with the band to the piping at the top front centre will be approximately 4" and will be stiffened so that it provides a straight backing behind the cap badge. The peak will be 2" deep in the centre. Dark brown polished leather chinstap with squared ends and small buttons.</p> <p>ORs: Beret</p> |
| 36 | Rank Badges | <p>Offrs: As per No. 1 Dress.</p> <p>ORs: White tape on khaki worsted. In Shirt Sleeve Order WOs wear a metal crown with red backing on a wristband.</p> |
| 37 | Stable belt | Maroon 2½" adjustable webbing, side fastening on left with two black leather straps. |
| 38 | Accoutrements | <p>Tie: Khaki braid</p> <p>Metal Shoulder Titles: A gilt anodized straight bar with the title in two lines: DUKE OF LANCASTER'S.</p> <p>Regimental Cane: Black cane tipped with a silver or white metal ferrule and having a round silver or white metal head bearing the Regimental Crest.</p> |
| 39 | Pullover | <p>Offrs: Deep green with vee-neck and epaulettes. Metal badges of rank and shoulder titles.</p> <p>ORs: Jersey Heavy Wool as issued.</p> |

| | | |
|----|----------|---|
| 40 | Gloves | Offrs: Plain brown leather with one button at the wrist. |
| 41 | Footwear | Male Offrs: Brown Oxford shoes. Male ORs: Black. Female Offrs: Brown court shoes Female ORs: Black Gibson or court shoes |

No 14 (Summer Barrack) Dress

| Serial (a) | Main Features (b) | Description (c) |
|-----------------------|------------------------------|--|
| 42 | | As for No 13 Dress but worn without the jersey and tie |

As at: May 15

THE ROYAL REGIMENT OF FUSILIERS

REGIMENTAL DRESS TABLE¹

| Ser (a) | Main Feature (b) | Description (c) |
|---|---------------------|---|
| Regimental Head Dress, TRF & Rank Slides | | |
| 1. | Beret | Navy blue with leather band / worn with all forms of dress. The beret worn in no1, 2, 3 and 4 dresses must be a different beret from that worn with everyday working or barrack dress. |
| 2. | Cap badge | <p>There are three options available (all H 2ins x W 1.7/16ins / see photos):</p> <p>1) Gilted brass (<i>officers only</i>). 2) Anodised Aluminum. 3) Stabright (<i>issue</i>).</p> <p>The cap badge is to be worn over the center of the left eye by all ranks.</p> |
| 3. | Hackle | Red over white (approximately 6ins in length). |
| 4. | TRF | <p>Three TRFs exist for the Fusiliers, these are:</p> <p>FIRST FUSILIERS - Worn by all serving members of the 1st Battalion. FIFTH FUSILIERS - Worn by all serving members of the 5th Battalion. FUSILIERS - Worn by all members of the Regiment serving at external postings or the Regimental Headquarters.</p> <p>The TRFs have black edges and black text, the background is olive green (see photo section). The TRF is worn in the center of the right blanking panel whilst wearing the PCS shirt and on each shoulder if wearing the 95 shirt.</p> |
| 5. | Rank Slides | <p>Officers - Whilst in No8 dress Officers are to wear olive green rank slides with black font 'FUSILIERS' written at the bottom of the slide. When in the field Officers are to wear MTP rank slides (see photo section).</p> <p>Other Ranks - In No8 dress (both on barrack duty and in the field) other ranks are to wear MTP rank slides with black font 'FUSILIERS' written at the bottom of the slide.</p> |
| 6. | Stable Belt | Three colour stable belt 2.7/8th ins in width. Rose / Primrose / Rose in equal widths with leather strap fastening (see photo section). Buckles worn on the left hand side for all ranks. |
| 7. | Collar Badges | <p>No2 & No4 Dress</p> <p>Officers - Collar badges are representative of the cap badge and measure H 0.8ins x W 1 ½ ins; collar badges are to be made of brass with silver plated St Georges mount.</p> <p>Other Ranks - Collar badges are representative of the cap badge and measure H</p> |



¹ To be read in conjunction with ADR Part 2 (General Staff Dress Regs), 9 (Badges & Accoutrements) & 13 (Wearing of Decorations).

| Ser (a) | Main Feature (b) | Description (c) |
|------------|----------------------------|--|
| | | <p>0.8ins x W 1 ½ ins; collar badges are to be made of stabright (see photo section).</p> <p>No1 & No10 Dress Officers – Gold wire embroidered with silver mounted St George and Dragon collar badges (see photo section) measuring H 1.75ins x W 14/16ins.</p> <p>Other Ranks - As no2 & 4 dress.</p> |
| 8. | Buttons | All buttons are embossed with the Indian Blackbuck (Regimental Mascot) within the garter. Officers no1 & no10 dress small epaulette buttons are gilt/silver. |
| 9. | No 1 Dress | |
| 10. | Jacket | All Ranks - Infantry pattern tunic in dark blue barathe. Pointed cuffs, no waist hooks and detachable shoulder boards. |
| 11. | Rank | <p>Officers:</p> <p>Ceremonial - Gold wire shoulder boards with 1in stabright rank badges.</p> <p>Patrol / Church Order - Blue shoulder boards with 7/16ins gold wire embroidered rank badges.</p> <p>Other Ranks - Scarlet piped blue shoulder boards are to worn. Rank badges are gold with scarlet backing worn on the right arm.</p> |
| 12. | Belt | <p>Officers:</p> <p>Ceremonial - Crimson sash belt.</p> <p>Patrol Order - Sam Browne belt worn without medals</p> <p>Church Order - Blue cloth belt worn without medals.</p> <p>Warrant Officers - Brown leather <u>or</u> plastic sling belt with brass buckle.</p> <p>Other Ranks - White woven plastic belt and brass buckle with cap badge attached.</p> |
| 13. | Trousers | <p>Officers - Bark blue barathe (17½ins at the bottom of the leg, 19¾ins at the knee and hollowed over the instep) with scarlet stipe (1¾ins wide) down the outside leg.</p> <p>Other Ranks - Infantry pattern blue barathe with scarlet stripe (1¾ins wide) down the outside leg.</p> |
| 14. | Boots | <p>Officers - Highly bulled black leather triple soled george boots with steel heel and toe.</p> <p>Other Ranks - Highly bulled black shoes/boots/drill boots as ordered.</p> |
| 15. | Gloves | <p>Officers - White knitted cotton.</p> <p>Other Ranks - Issued white cotton ceremonial gloves.</p> |
| 16. | Swords | Officers & Regimental Sargent Major - Infantry pattern sword in nickel-plated scabbard with gold braided knot attached. Field officers and above are to where the knot loose / all others are to where the knot tight to the basket. |
| 17. | No 3 Tropical Dress | |
| 18. | Jacket | All Ranks - Infantry pattern tunic in white polyester/wool worster. Pointed cuffs, no waist hooks and detachable shoulder boards. |
| 19. | Rank | As no1 dress. |

| Ser (a) | Main Feature (b) | Description (c) |
|---------|---|--|
| 20. | Belt | As no1 dress. |
| 21. | Trousers | Officers – Bark blue polyester/wool worsted (17½ins at the bottom of the leg, 19¾ins at the knee and hollowed over the instep) with scarlet stripe (1¾ins wide) down the outside leg. Other Ranks – Infantry pattern blue polyester/wool worsted with scarlet stripe (1¾ins wide) down the outside leg. |
| 22. | Boots | As no1 dress. |
| 23. | Gloves | As no1 dress. |
| 24. | Swords | As no1 dress. |
| 25. | No 2 Service Dress | |
| 26. | Jacket & Shirt | Officers - Issue jacket, white shirt and knitted wool tie (light khaki braided). Rank badges are worn on the epaulettes and are 7/16ins gold annodised aluminum. Other Ranks - Issue jacket, fawn shirt and knitted tie (issue woven dark khaki). Rank is worn on the right shoulder or wrist for warrant officers. |
| 27. | Belt | Officers - Highly bulled brown (dark tan) Sam Browne belt worn with or without medals Warrant Officers - Brown leather <u>or</u> plastic sling belt with brass buckle. Other Ranks - Green issue belt <u>or</u> white belt if directed. Medlas only worn with white belt. |
| 28. | Trousers | Issue trousers. |
| 29. | Shoes | Officers - Highly bulled brown (dark tan) oxford style shoes with steel heel and toe. Other Ranks - Highly polished issued black shoes. |
| 30. | Gloves | Officers Only - Knitted white cotton. |
| 31. | Swords | Officers & Regimental Sargent Major - Infantry pattern sword in brown leather scabbard with brown leather knot attached. Field officers and above are to where the knot loose / all others are to where the knot tight to the basket. |
| 32. | No 4 Tropical Service Dress (Officers & Regimental Sargent Major Only) | |
| 33. | Jacket & Shirt | Issued No 4 jacket (stone colour polyester worn with the same accouterments as No 2 dress. |
| 34. | Belt | As per No 2 dress. |
| 35. | Trousers | Issued No 4 Dress trousers (stone colour). |
| 36. | Shoes | Highly bulled brown (dark tan) oxford style shoes with steel heel and toe <u>or</u> Issue suede safari boots. |
| 37. | Gloves | As per No 2 dress. |
| 38. | Swords | As per No 2 dress. |
| 39. | No 6 Tropical Parade Dress (Other Ranks Only) | |
| 40. | Jacket | Issue Bush Jacket with regimental collar badges, shoulder-titles and buttons. |
| 41. | Belt | Warrant officers - Brown leather <u>or</u> plastic sling belt with brass buckle. Other Ranks - Issue light khaki cloth belt. |
| 42. | Trousers | Issue No 6 trousers. |
| 43. | Shoes | Highly polished black shoes <u>or</u> issue desert boots. |
| 44. | No 8 Combat Dress | |
| 45. | Trousers | Ironed flat (no cresses) worn with the regimental stable belt whilst on barrack duties or green belt whilst in the field. The shirt is to be tucked into the trousers and elastics / trouser ties are to be used over the boots. Trousers are not to hang loose. |
| 46. | Combat Jacket | Worn with hood rolled up and green belt worn over the waist whilst in barracks. Officers and Warrant Officers are permitted to wear pattern 58 webbing belts. |
| 47. | Shirt | As issued worn tucked into trousers |
| 48. | Boots | As issued. |

| Ser (a) | Main Feature (b) | Description (c) |
|------------|----------------------------------|--|
| 49. | No10 Mess Dress | |
| | Jacket & Shirt | <p>Male Officers:</p> <p>Regimental pattern jacket (see picture section) of superfine cloth. Stand collar of dark blue superfine cloth with 5/8ins Infantry gold rose lace around the top edge and front opening.</p> <p>Collar tailored to be worn either fastened on hooks and eyes <u>or</u> open on gold cord neck loop.</p> <p>Golden clasps must remain fastened until after the loyal toast. Once the loyal toast has been drunk the CO is to dictate the state of the fastening of the collar.</p> <p>Pointed cuffs of dark blue superfine cloth. Double gold shoulder cords with Regimental button and small silver wire (7/16ins) badges of rank. Gold wire embroidered Regimental collar badges. Jacket lining scarlet.</p> <p>Regimental pattern waistcoat in dark blue superfine cloth. A blue stock collar 4ins long on top front vest. This collar is worn tucked down inside the waistcoat when the jacket collar is worn closed on hooks and eyes. It is worn up when the jacket collar is worn open on the gold cord neck loop. Zip fastener at centre back neck; and open-ended zip fastener through left side seam. Gold plated pear-shaped teat studs inset down front (approx. 49-50 depending on the height of the officer). Waistcoat lined blue.</p> <p>Shirt is collarless with Marcella French cuffs.</p> <p>Female Officers:</p> <p>The jacket is very similar to the men's, i.e. red doeskin with navy blue stand collar fastened with a gold loop at the neck, with gold staff lace around the top edge of the collar continuing down the front edges of the jacket. Ranking will be mounted on gold double twist shoulder boards.</p> <p>The dress will be in navy blue satin backed crepe, short sleeved, round neck with 1" satin band at the neck and at the sleeve edge</p> <p>The cummerbund will be in maroon satin backed crepe with three 1" downward facing pleats, fastened at the back with 3x 221 navy blue buttons and loops.</p> <p>Warrant Officers, SNCOs & Cpls:</p> <p>1939 pattern Regimental short scarlet cloth jacket with scarlet rayon roll collar, scarlet quilted art silk lining. No cuffs, no shoulder straps. One vertical slit pocket inside front of jacket. Two Regimental cap buttons on each cuff and collar badges on the lapels.</p> <p>Waistcoat is Royal Blue cloth with V shaped front, two horizontal side pockets. Four Regimental cap buttons in front with matching buttonholes. Back is of black art silk with adjustable buckle and strap. Lined with white art silk.</p> <p>Shirt is Marcella collared and cuffed worn with a black bow tie.</p> |
| 50. | Trousers | As per No1 dress. |
| 51. | Shoes | <p>Officers - Highly bulled black leather double-soled george boots.</p> <p>WOs, SNCOs & Cpls - Highly bulled black leather oxford shoes.</p> |
| 52. | No 11 Tropical Mess Dress | |
| 53. | Jacket & Shirt | Officers: |

| Ser (a) | Main Feature (b) | Description (c) |
|------------|-----------------------------------|--|
| | | <p>Regimental pattern jacket of white cotton cloth. Collar tailored to be worn fastened on hooks and eyes. Pointed cuffs. Double gold shoulder cords with Regimental button and small silver wire (7/16ins) badges of rank. Gold wire embroidered Regimental collar badges. Jacket lining white.</p> <p>Shirt is collarless with Marcella French cuffs and worn with the regimental cummerbund.</p> <p>Warrant Officers, SNCOs & Cpls:</p> <p>1939 pattern Regimental short white cotton cloth jacket. No cuffs, no shoulder straps. One vertical slit pocket inside front of jacket. Two Regimental cap buttons on each cuff and collar badges on the lapels.</p> <p>Shirt is Marcella collared and cuffed worn with a black bow tie and the regimental cummerbund.</p> |
| 54. | Trousers | As per no3 dress. |
| 55. | Shoes | As per no10 dress. |
| 56. | No 13 Winter Barrack Dress | |
| 57. | Jumper | <p>Officers & Warrant Officers - Either Royal Regiment of Fusiliers jumper <u>or</u> Queens Division jumper (commanding officers direction whilst on RD). For officers, 7/16ins gold annodised aluminum rank badges are to be worn on the epaulettes. RRF shoulder titles are <u>not</u> to be worn on the regimental jumper. Warrant Officers rank is to be worn on the right sleeve.</p> <p>Other Ranks - Jersey heavy wool with green belt and rank wore on the right sleeve. Awarded trade and marksmanship badges are to be worn on the cuff of the left sleeve.</p> |
| 58. | Shirt | <p>Officers & Warrant Officers - White shirt² worn with knitted wool tie (light khaki braided).</p> <p>Other Ranks - Issue fawn shirt worn with knitted wool tie (issue woven dark khaki).</p> |
| 59. | Trousers | FAD No2 trousers worn with regimental stable belt. |
| 60. | Shoes | <p>Officers & Warrant Officers - Highly bulled brown (dark tan) oxford style shoes with steel toe and heel.</p> <p>Other Ranks - Highly polished issued black shoes.</p> |
| 61. | No14 Summer Barrack Dress | |
| | Shirt | <p>Officers & Warrant Officers - White shirt with sleeves rolled up and no tie. For officers, rank is to be worn on the shoulder epaulettes <u>or</u> on plain white rank slides; Rank badges are to be 7/16ins gold annodised aluminum. For Warrant Officers, rank is to be worn on the right wrist.</p> <p>Other Ranks - Short sleeve fawn shirts or long sleeve fawn shirts with the sleeves rolled up and no tie. Rank is to be worn on the right sleeve.</p> |
| 62. | Trousers | FAD trousers worn with the regimental stable belt. |
| 63. | Shoes | <p>Officers - Highly bulled brown (dark tan) oxford style shoes with steel heel and toe.</p> <p>Other Ranks – Highly polished issued black shoes.</p> |

² Cut in the same style as the issue long sleeve fawn shirt.

NOTES

1. Purchase of Accoutrements - EC Snaith (www.ecsnaith.com) sells all Fusilier accoutrements. Future aspiration is to establish 'Fusiliers Direct' an online service operated by Ammo & Co; a release date of this service is to be announced.

2. Public Duties - Commanding Officer and Adjutant. There is a requirement for the Commanding Officer and Adjutant of a Public Duties Battalion to carry out some of their duties on horseback. The following will therefore be provided at public expense for the Commanding Officer and Adjutant when in No 1 Dress and on horseback:

- Mess Overall trousers
- Mess Wellingtons, boxed
- Spurs

It follows that when wearing Mess Kit the Commanding Officer and Adjutant may wear their Overalls and spurred Wellingtons instead of No1 Dress trousers and George Boots. This order of dress only applies for the duration of their appointment on a Public Duties tour.

3. Weddings - It is usual for only the Groom to wear No 1 Dress ceremonial at a regimental wedding. If the Best Man is a Fusilier officer No 1 Dress ceremonial may be worn if sufficient kit is available from RHQ. Non-Fusilier officers acting as best man to a Fusilier officer may wear their regimental/corps equivalent No 1 Dress ceremonial. Fusilier officers attending weddings in No 1 Dress do not wear ceremonial dress unless requested to as Best Man. In all cases advice should be sought from RHQ.

4. Swords - Officers can purchase swords at their own discretion.

5. White Collars - White collars are not worn on parade but may be worn indoors (if in possession) at meals or on social occasions when No 1 Dress/undress is worn. There is no requirement to purchase collars.

6. Senior Officers Dress - The following notes apply to the dress of senior officers - Colonels and above:

a. Deputy Colonels' Dress - Because of the difficulty involved in changing GS red collar patches to RRF Collar Badges. **Serving** Deputy Colonels may wear either according to their particular circumstances.

b. The Colonel of the Regiment - Should wear RRF insignia.

6. Attached Personnel - Attached personnel are to wear the hackle behind their parent cap badge.

PHOTOS

Cap Badge:



Guilted Brass



Anodised Aluminum

RRF

(Officers Only)

Regimental Stable Belt:



Rank Slides:



Officers Barrack



All Ranks / Officers Field

Collar Badges:

Gold wire embroidered with silver mounted St George and Dragon.



ORs Stabright

(Wearers right collar)

(Officers to wear brass)

TRF:



Mess Jackets:



Regimental Mess Jacket
(*Officers*)

Regimental Ties:



Regimental Tie




Association Tie

The Royal Anglian Regiment Dress Table

| Serial (a) | Main Features (b) | Description (c) |
|-----------------------|------------------------------|--|
| 1 | Cap Badge | Gilt Gibraltar Castle and Key with scroll 'Royal Anglian' mounted on a silver 8 pointed star. Design 00.2206. Height 30mm, width 30mm |
| 2 | Collar Badge | <p>1st Battalion. Gilt Castle and Key with silver Britannia super-imposed. Britannia figures to be inward facing.</p> <p>2nd Battalion. Silver sphinx with Egypt inscribed beneath on gilt Talavera scroll. Sphinxes to be inward facing.</p> <p>3rd Battalion. As for a slightly flattened capbadge. Gilt Castle on Silver Star with scroll and Royal Anglian in text.</p> <p>All fastened by clutch and pin.</p> |
| 3 | Tunic Buttons | Domed gold anodised button with raised 'Tiger' crest and Laurel Wreath. |
| 4 | TRF | <p>These flashes are worn on the right sleeve.</p> <p>1st Battalion. The Minden Flash. A cloth flash 35mm x 15mm woven with two equal parts coloured red and yellow. The red half is worn at the front.</p> <p>2nd Battalion. The Bedfordshire and Hertfordshire flash. A cloth flash 35mm x 15mm woven in the sequence black, primrose, black.</p> <p>3rd Battalion. The Royal Anglian Flash. A cloth flash 35mm x 15mm woven in the sequence blue, red, yellow, red, blue.</p> |
| 5 | Lanyard | 1st Battalion. Yellow cloth lanyard. |



| Serial (a) | Main Features (b) | Description (c) |
|---------------|----------------------|---|
| | | 2nd Battalion. Black cloth lanyard. 3rd Battalion. Yellow and black cloth lanyard. |
| 6 | Stable Belt | Cloth woven belt, blue, red, yellow, red, blue, fastened by two leather straps. To be worn with the straps above the left hip, facing rear.  |
| 7 | Eagle Sleeve Badge | Metal French Eagle on a purple cloth disc. Worn by all ranks in Nos 1, 2, 3 and 4 Dress on the left sleeve. The top of the badge is to be 2 inches below the hem joining the sleeve to the jacket. (changed from embroidered eagle in 2014) |

No 1 Dress

| Serial (a) | Main Features (b) | Description (c) |
|---------------|----------------------|--|
| 8 | Headdress | <p><u>No 1 Dress hat</u> Royals, Regimental cap badge and small buttons (22 line).</p> <p><u>Officers button.</u> Gold anodised with silver-plated mounted 'Tiger' crest with laurel wreath. Design No 02706.</p> <p><u>ORs button.</u> Gold anodised with raised 'Tiger' crest within laurel wreath. Design no 02705.</p> <p><u>The side hat</u> has a midnight blue body piped gold, dark blue tip and flaps, scarlet peak in front and 2 small Regimental buttons as described above. The Regimental cap badge is worn on the left side of the hat.</p> |

| Serial (a) | Main Features (b) | Description (c) |
|---------------|----------------------|---|
| | | Side hat may be worn by officers when not on parade. |
| 9 | Tunic | Blue Infantry pattern with 9 medium (30 line) mounted buttons. Shoulder straps plain fastened with a medium sized button. Stiff white patrol collar to be worn ½” above jacket collar. <u>ORs.</u> As above with scarlet piping on epaulettes. |
| 10 | Tunic Buttons | Regimental pattern medium ‘30’ line. |
| 11 | Rank Badges | Officers to wear ceremonial metal 22mm badges of rank with wires. ORs to wear gold badges and chevrons on a scarlet background worn on right arm only. ORs may wear qualification badges and good conduct chevrons on a blue background. |
| 12 | Trousers | All to wear plain blue trousers with 1” red stripe down the outer side, without turnups. |
| 13 | Accoutrements | <u>Officers Ceremonial</u> a. Shoulder Boards gold braid with silver and gilt badges of rank. b. Sash crimson. c. Gloves white cotton. d. Socks dark blue. <u>Officers Non-Ceremonial</u> a. Belt Sam Browne. b. Plain blue shoulder boards <u>ORs Ceremonial</u> a. Belt white plastic. b. Rifle Sling white plastic. c. Footwear Ammunition Boots. |

| Serial (a) | Main Features (b) | Description (c) |
|---------------|----------------------|---|
| | | <p>d. Socks black (issue).</p> <p>e. Sash, Sgt, CSgt, WO2 to wear scarlet worsted sash.</p> <p>f. Gloves, Colour Party CSgts to wear white cotton gloves.</p> <p>g. Bayonet Tips, Colour Party CSgts to use silver bayonet tips and chrome bayonets.</p> <p><u>ORs Non-Ceremonial</u></p> <p>a. Plain blue cloth belt</p> |
| 14 | Sword | <p><u>Officer Ceremonial</u></p> <p>Infantry pattern with metal scabbard and gold universal lace sword sling and No 3 pattern knot, hanging for field officers, knotted for remainder.</p> <p><u>Officer Parade</u></p> <p>Infantry pattern with leather scabbard and knot.</p> |
| 15 | Footwear | <p><u>Officer Ceremonial</u></p> <p>George Boots or Mess Wellington as ordered by Commanding Officer. Spurs for Field Officers, Adjutant and Signals Officer.</p> <p><u>Officer Parade</u></p> <p>George Boots.</p> <p><u>ORs Ceremonial and Parade</u></p> <p>Ammunition Boots.</p> |

No 3 Dress

| Serial (a) | Main Features (b) | Description (c) |
|---------------|----------------------|---|
| 16 | Headdress | Officers, see Serial 8. ORs, see Serial 8. Side Hat, see Serial 8. |
| 17 | Tunic | All, white terylene cotton drill cut for No 1 Dress. All buttons retained by split rings. |
| 18 | Collar Badges | All as for Serial 2. |
| 19 | Eagle Arm Badge | All as for Serial 7. |
| 20 | Tunic Buttons | All as for Serial 3. |
| 21 | Rank Badges | All as for Serial 11. |
| 22 | Trousers | All white terylene cotton drill cut for No 1 Dress. |
| 23 | Accoutrements | All as for Serial 13. |
| 24 | Sword | As for Serial 14. |
| 25 | Footwear | <u>Officers</u> Brown Oxford Shoes. <u>ORs</u> Black Ammunition Boots. |

No 2 Dress

| Serial (a) | Main Features (b) | Description (c) |
|---------------|----------------------|--|
| 26 | Headdress | All as for Serial 8. Side Hat, see Serial 8. |
| 27 | Jacket | <u>Officer</u> As issued Also worn by WO1s. <u>ORs</u> : As issued |
| 28 | Collar Badge | All as for Serial 2. |
| 29 | Eagle Arm Badge | All as for Serial 7. |
| 30 | Tunic Buttons | All as for Serial 3. |
| 31 | Rank Badges | <u>Officers</u> |

| Serial (a) | Main Features (b) | Description (c) |
|---------------|----------------------|---|
| | | <p>Gilt anodised Crown with crimson velvet cushion measuring 20mm from top to bottom.</p> <p>Gilt anodised Star 26mm from top to bottom.</p> <p><u>ORs</u> Khaki worsted.</p> |
| 32 | Trousers | <p><u>Officer</u> As issued Also worn by WO1s.</p> <p><u>ORs</u>: As issued</p> |
| 33 | Accoutrements | <p><u>Officers - Ceremonial</u> Belt, Sam Brown belt and shoulder strap worn with medals.</p> <p><u>Officers – Non-Ceremonial</u> Belt, Sam Brown belt and shoulder strap less medals.</p> <p><u>ORs</u> Green plastic belt.</p> |
| 34 | Shirt | <p><u>Officers</u> Fawn coloured shirt as issued.</p> <p><u>ORs</u> Sand coloured khaki as issued.</p> |
| 35 | Tie | <p><u>Officers</u> Light khaki braid.</p> <p><u>ORs</u> Khaki braid as issued.</p> |
| 36 | Lanyard | All as for Serial 5. |
| 37 | Battalion Flash | All as for Serial 4. |
| 38 | Sword | <p>Infantry pattern sword with leather scabbard and knot.</p> <p>Knot to be loose for Field Officers, knotted for remainder.</p> |

| Serial (a) | Main Features (b) | Description (c) |
|---------------|----------------------|---|
| 39 | Footwear | <u>Officers</u> Brown Oxford pattern shoes. <u>ORs</u> Black Boots or shoes as issued. |
| 40 | Gloves | <u>Officers</u> Brown unlined leather gloves. <u>ORs</u> Green woollen gloves as issued. |

No 4 Dress

| Serial (a) | Main Features (b) | Description (c) |
|---------------|----------------------|---|
| 41 | Headdress | All as for Serial 8. Side hats may be worn by officers off parade. See Serial 8. |
| 42 | Tunic | <u>Officers</u> Stone coloured polyester and wool worsted material. Single-breasted four buttons with step collar, 50mm wide loose belt, two patch breast pockets with 50mm wide pleat and three pointed flap. Two billow hip pockets with straight flaps. Pointed and detachable shoulder straps, centre back vent. Infantry pattern pointed cuffs with two small buttons (22 point). <u>ORs</u> As issued. |
| 43 | Collar Badge | All as for Serial 2. |
| 44 | Eagle Arm Badge | All as for Serial 7. |
| 45 | Tunic Buttons | All as for Serial 13. |
| 46 | Rank Badges | All as for Serial 31. |
| 47 | Trousers | <u>Officers</u> Same material as jacket. Cut as for No 2 Dress. |

| Serial (a) | Main Features (b) | Description (c) |
|---------------|----------------------|---|
| | | <u>ORs</u> As issued. |
| 48 | Accoutrements | <u>Officers</u> Belt, Sam Browne belt and shoulder strap. <u>ORs</u> Green plastic belt. |
| 49 | Shirt | <u>Officers</u> See Serial 34. <u>ORs</u> See Serial 34. |
| 50 | Tie | <u>Officers</u> See Serial 35. <u>ORs</u> Open necked. |
| 51 | Lanyard | All as for Serial 5. |
| 52 | Battalion Flashes | All as for Serial 4. |
| 53 | Sword | See Serial 38. |
| 54 | Footwear | <u>Officers</u> See Serial 39. <u>ORs</u> See Serial 39. |
| | No 6 Dress | |
| 55 | Headdress | All as for Serial 8. |
| 56 | Tunic | <u>Officers</u> Stone coloured twill polyester and cotton material. Shirt style with laid on front strap for buttons and detachable cloth belt of same material. Two patch breast pockets with 50mm wide pleat and pointed flap. Shirt style collar. Yoke back with two x 130mm vents, 50mm wide cuff of double thickness material, horizontal buttonhole. Small Regimental buttons (30 point) on front, shoulder straps, breast pockets and |

| Serial (a) | Main Features (b) | Description (c) |
|---------------|----------------------|--|
| | | cuffs. <u>ORs</u> Not issued. |
| 57 | Collar Badge | All as for Serial 2. |
| 58 | Eagle Arm Badge | All. |
| 59 | Tunic Buttons | All as for Serial 3 attached by split pins. |
| 60 | Rank Badges | All as for Serial 31. |
| 61 | Trousers | <u>Officers</u> Same material as jacket. Cut as for No 2 Dress. |
| 62 | Accoutrements | <u>Officers</u> Belt, Sam Browne belt with cross strap. |
| 63 | Shirt | <u>Officers</u> Normally not worn with No 6 Dress, but at discretion of Commanding Officer, shirt as for Serial 34 may be worn off parade with tie Serial 35. |
| 64 | Lanyard | All as for Serial 5. |
| 65 | Battalion Flashes | All as for Serial 4. |
| 66 | Sword | As for Serial 38. |
| 67 | Footwear | All as for Serial 39. |

No 7 Dress

| Serial (a) | Main Features (b) | Description (c) |
|---------------|----------------------|--|
| 68 | Headdress | All, Khaki Beret. The backing for the badge is black, the top domed 50mm high and 44mm wide. |
| 69 | Shirt | All, Combat 95 shirt. |
| 70 | Rank Badges | All, Slip on badges of rank. |
| 71 | Trousers | All, Combat 95 trousers. |

| Serial (a) | Main Features (b) | Description (c) |
|-----------------------|------------------------------|--|
| 72 | Stable Belt | All, as ordered by Commanding Officer. |
| 73 | Footwear | All, issue boots and socks. |

No 8 Dress - Temperate Combat Uniform

| Serial (a) | Main Features (b) | Description (c) |
|-----------------------|------------------------------|--|
| 74 | Headdress | All, Beret as for Serial 68. |
| 75 | Jacket | Issue Smock. Slip on badges of rank. A combat smock fleece may be worn beneath the combat smock. |
| 76 | Rank Badge | Slip on badges of rank. |
| 77 | Trousers | Issue trousers. |
| 78 | Shirt | Issue shirt/jacket. |
| 79 | Footwear | All, issue boots and socks. |

No 9 Dress - Warm Weather Combat Uniform

| Serial (a) | Main Features (b) | Description (c) |
|-----------------------|------------------------------|---------------------------------|
| 80 | Headdress | Khaki Beret or OG tropical hat. |
| 81 | Shirt | Issue Combat 95 shirt. |
| 82 | Rank Badges | Slip on badges of rank. |
| 83 | Trousers | Issue Combat 95 trousers. |

No 10 Dress - Temperate Mess Uniform

| Serial (a) | Main Features (b) | Description (c) |
|-----------------------|------------------------------|--|
| 84 | Headdress | <u>Officers</u> No 1 Dress cap or side hat - see Serial 8. <u>ORs</u> No 1 Dress hat. |
| 85 | Jacket | <u>Officers</u> |

| Serial (a) | Main Features (b) | Description (c) |
|---------------|----------------------|--|
| | | <p>Scarlet super fine cloth with dark blue roll collar and facings. Regulation dark blue pointed cuffs with 2 holes and small flat Regimental buttons. Four similar buttons plugged down the front of right side from bottom of roll to point. Dummy button holes on left side. Two ply 6mm gold Orris shoulder cords lined scarlet fastened with a small flat Regimental button. Small silver embroidered badges of rank lined scarlet and quilted. Vertical slit pocket inside left front. No collar badges. Medal loops.</p> <p><u>WOs & Sgts</u> 1939 Pattern scarlet cloth with midnight blue cloth, roll collar regular midnight blue, pointed cuffs with 2 cap buttons.</p> |
| 86 | Tunic Buttons | See Serial 85. |
| 87 | Rank Badges | <p><u>Officers</u> Small silver embroidered badge of rank lined scarlet and quilted.</p> <p><u>ORs</u> Miniature gold badges on a dark blue background worn on right sleeve only.</p> |
| 88 | Trousers | <p><u>Officers</u> Navy blue overalls regulation barathea with 6mm scarlet welt down side seams, and leather foot straps.</p> <p><u>ORs</u> As for No 1 Dress.</p> |
| 89 | Waistcoats | All, Navy blue with collar of same material. Four small flat buttons down the front. Two horizontal pockets. Strap and buckle back adjustment. Lined white rayon. Cut 'semi-U' opening. |
| 90 | Medals | All, miniature, court mounted. |
| 91 | Shirt | All, plain white Marcella with double cuffs. Plain gilt cuff links. |
| 92 | Tie | Black double-ended silk bow tie not less than 2" wide. |

| Serial (a) | Main Features (b) | Description (c) |
|-----------------------|------------------------------|---|
| 93 | Footwear | <u>Officers</u> Mess Wellingtons. Spurs are worn by Field Officers and Adjutants. <u>ORs</u> George Boots. |

No 10 Dress - Ladies

| Serial (a) | Main Features (b) | Description (c) |
|-----------------------|------------------------------|--|
| 94 | | Whilst it is unlikely that women will be commissioned into the regular elements of the Regiment, they may well hold a commission in the Reserves or Cadet Forces. Should such officers wish to wear No 10 Dress they will use the Regimental pattern of the Adjutant Generals' Corps for the ballgown and may wear the Regimental Mess jacket (scarlet with blue facing) as described above. |

No 11 Dress - Tropical Mess Uniform

| Serial (a) | Main Features (b) | Description (c) |
|-----------------------|------------------------------|---|
| 95 | Headdress | As for Serial 84. |
| 96 | Jacket | <u>Officers</u> Short white terylene cotton mess jacket with roll collar and white shoulder straps fastened with a small flat Regimental button. Battalion collar badges. <u>ORs</u> Short white terylene cotton mess jacket with roll collar. |
| 97 | Tunic Buttons | All, see Serial 85. |
| 98 | Rank Badges | Small metal badges of rank. |
| 99 | Trousers | No 1 Dress trousers or a locally purchased lightweight |

| Serial (a) | Main Features (b) | Description (c) |
|-----------------------|------------------------------|--|
| | | version. |
| 100 | Shirt | All, plain white soft shirt with collar attached. Soft double cuffs fastened with plain gilt links. |
| 101 | Tie | See Serial 92. |
| 102 | Cummerbund | All, scarlet ribbon silk 150mm wide with 2 pockets and 4 sets of hooks and eyes in adjustable positions. |
| 103 | Medals | Miniature, court mounted. |
| 104 | Footwear | <u>Officers</u> George Boots or Mess Wellingtons. <u>ORs</u> George Boots or black shoes. |

No 13/14 Dress – Barrack Dress

| Serial (a) | Main Features (b) | Description (c) |
|-----------------------|------------------------------|--|
| 105 | Headdress | Officers – Service Dress Cap or side cap ORs: beret. |
| 106 | Shirt | <u>Officers</u> Issued short sleeve shirt. <u>ORs</u> Short white terylene cotton mess jacket with roll collar. |
| 107 | Jersey | Issued Jersey heavy Wool |
| 108 | Rank Badges | Officers; As for No 2 Dress ORs; Khaki worsted rank insignia sewn on shirt sleeve. |
| 109 | Trousers | Issued Barrack Dress trousers |
| 110 | Footwear | Officers: plain brown Oxford shoes ORs: Black shoes |

THE YORKSHIRE REGIMENT

| Serial (a) | Main Features (b) | Description (c) |
|-----------------------|------------------------------|---|
| 1 | Cap Badge | The upper part of the crest from The Duke of Wellington's Regiment badge, consisting of a demi-lion rampant holding a pennon bearing the cross of St George, with a Yorkshire Rose superimposed on the lower part of the lion. The title 'YORKSHIRE' on a scroll beneath the rose. The material of the badge to be bi-metallic the lion and the scroll in gold and the rose in white enamel. Height 4.5cm, width 3.5cm, on green backing 5cm x 4cm. |
| 2 | Collar Badge | PWO Horse of Hanover with "Yorkshire" inscription below. |
| 3 | Facing Colour (Dress) | Brunswick green. |
| 4 | Tunic Buttons | Domed brass buttons embossed with GH Dannenbrog cypher. 9 medium (30 ligne) buttons (13 for Offrs, who wear 2 buttons on each cuff). |
| 5 | TRF | A rectangular TRF with the same colours and to the same proportions as those in the stable belt. These colours will lie behind a Yorkshire Rose. The outline of the rose to be in mid grey and a filling for the body of the rose in light grey. TRF size 5cm x 3cm, rose 2cm in diameter. |
| 6 | Lanyard | Double cord with three knots, worn on the left shoulder by Offrs, WOs and SNCOs. Cord in three colours of black, green and scarlet representing PWO, GH and DWR respectively. |
| 7 | Stable Belt | 'Grass' Green with a central scarlet stripe bordered in black: Black - 0.5cm Scarlet - 1.00cm Green - remainder - overall width 6.0cm Clasp: Bronze male/female clasp, as per DWR design, with Yorkshire Rose in the centre and 'YORKSHIRE REGIMENT' around the circumference of the female fitting. |

Nos 1 and 3 Dress

| Serial (a) | Main Features (b) | Description (c) |
|---------------|--|---|
| 8 | Headdress | Forage cap of pattern for non-Royal line regiments. Capbadge as above. |
| 9 | Tunic Collar Badge Tunic Buttons | Blue, Infantry pattern. ORs' shoulder straps should be piped with the facing colour (GH green). Officers' shoulder cords (Ceremonial) - PWO pattern with black line between the strands of gold cord. ORs - ORs' shoulder straps should be piped with the facing colour (GH green). PWO Horse of Hanover with "Yorkshire" inscription below. Domed brass buttons embossed with GH Dannenbrog cypher. 9 medium (30 ligne) buttons (13 for Offrs, who wear 2 buttons on each cuff). |
| 10 | Rank Badges | Offrs: Bath Star plain bright metal, plain crown. ORs: Gold Badges & chevrons on Green. |
| 11 | Trousers | Blue infantry pattern Adjutants and Field Officers wear overalls. |
| 12 | Accoutrements | <u>Officers Belt:</u> Ceremonial: Crimson waist sash for officers, Black 'worm' also in gold lace of sword knot. Non-Ceremonial: brown leather Sam Browne <u>ORs Belt:</u> White plastic Corlene. silver plate with forage cap badge. Red Shoulder sash for WOs and Sgts. |
| 13 | Sword | Ceremonial - Infantry pattern plated scabbard dress sword knot and sword slings. |
| 14 | Footwear | Offrs: George Boots (Adjutants and Field Officers wear spurs) ORs: Black boots as issued. |
| 15 | Gloves | Offrs White Cotton. |

Nos 2 and 4 Dress

| Serial (a) | Main Features (b) | Description (c) |
|---------------|--|---|
| 16 | Headdress | As per Ser 9. |
| 17 | Tunic Collar Badge Tunic Buttons | Issue Pattern jacket and trousers Horse of Hanover with 'YORKSHIRE' inscription below. Fastened with two shanks and a split pin, 3cm long, inward facing pair. Domed brass (gold) buttons impressed with GH Dannenbrog cypher. Offrs: 4 x large (40 Ligne) and 6 x medium (30 ligne) ORs: 8 medium (30 line). |
| 18 | Rank Badges | Offrs: Bath star plain bright metal, plain crown. ORs: Khaki worsted with green backing. |
| 19 | Trousers | King's Division pattern Khaki drab barathea. |
| 20 | Accoutrements | <u>Tie:</u> Offrs: light woollen khaki braid ORs: dark woollen khaki braid Shirt: Khaki <u>ORs Belt:</u> White plastic Corlene. silver plate with forage cap badge. |
| 21 | Sword Sam Browne | Infantry pattern, with brown leather scabbard and sword knot. Infantry pattern, brown leather. |
| 22 | Footwear <i>Including spurs</i> | Offrs: Brown 'Veldtschoen' ORs: Black boots as issued |
| 23 | Gloves | Brown leather |

Nos 5 and 8 Dress (Warm Weather/Temperate)

| Serial (a) | Main Features (b) | Description (c) |
|---------------|--------------------------------|--|
| 24 | Headdress Cap Badge (Beret) | Khaki Brown ORs: as for Serial 1 except lion and scroll in bronze, and rose in silver. Offrs/WO1s: Embroidered badge, 4.5cm x 3.5cm on a |

| Serial (a) | Main Features (b) | Description (c) |
|-----------------------|------------------------------|--|
| | Badge Backing | Brunswick Green backing, 5cm x 4cm. Brunswick Green, 5cm x 4cm, sewn on beret under tailoring contract |
| 25 | Rank Badges | Olive green slides. 'YORKSHIRE' in black lettering at the base. ACF rank slides to have 'ACF' in addition below 'YORKSHIRE' Offrs/WO1s: insignia in white with green 'insets'. WO2s/ORs: insignia in black. |
| 26 | Stable Belt | 'Grass' Green with a central scarlet stripe bordered in black: Black - 0.5cm Scarlet - 1.00cm Green - remainder - overall width 6.0cm Clasp: Bronze male/female clasp, as per DWR design, with Yorkshire Rose in the centre and 'YORKSHIRE REGIMENT' around the circumference of the female fitting. |
| 27 | TRF | A rectangular TRF with the same colours and to the same proportions as those in the stable belt. These colours will lie behind a Yorkshire Rose. The outline of the rose to be in mid grey and a filling for the body of the rose in light grey. TRF size 5cm x 3cm, rose 2cm in diameter. |

No 10 Dress

| Serial (a) | Main Features (b) | Description (c) |
|-----------------------|------------------------------|--|
| 28 | Jacket | GH Mess Jacket: a scarlet cloth jacket with Brunswick green facings. Green shoulder straps (stitched down), a green roll collar and green DWR pattern cuffs. There is no piping on the jacket. |
| | Waistcoat | Brunswick green cloth, it has no collar, and is edged with gold Russia braid. Within the edging is a second row of gold braid, forming eyes down the front and along the bottom to the side seams, with special eyes at the bottom corners. The waistcoat is fastened with hooks and eyes, |

| Serial (a) | Main Features (b) | Description (c) |
|-----------------------|--------------------------------|---|
| | Collar Badge Cummerbund | and has a row of gilt studs down the front. The pockets are trimmed with gold Russia braid forming four crow's feet, above, below and at either end. Offrs: Embroidered Regimental Cap badge NCOs: Inward facing regimental cap badges the design and size to be the same as that of the Forage Cap badge Brunswick Green silk, facing material, backed with a white rayon. The cummerbund is 11 cm wide and 65 cm long. Tapering from 11cm front centre, to 5 cm at each end. There are 3 folds that are pleated and spaced from the bottom at 2.5 cm, 3 cm, and 2.5 cm, leaving 3cm at the top. Cummerbund worn instead of a waistcoat by JNCOs. |
| 29 | Rank Badges | Offrs: Bath Star $\frac{3}{4}$ size in gold embroidery. ORs: Gold on green backing. |
| 30 | Trousers | Offrs: Blue overalls with twin scarlet welts. SNCOs/Cpls - Blues trousers with scarlet stripe |
| 31 | Shirt | Offrs: Pique fronted, white buttons, plain gold cufflinks ORs: Plain white. |
| 32 | Footwear | Offrs: Mess Wellingtons (boxed for spurs, spurs worn by Field Officers and Adjutants). ORs: George boots. |

No 13 Dress

| Serial (a) | Main Features (b) | Description (c) |
|-----------------------|--|---|
| 33 | Headdress: Cap Field Service (Side Cap) - Offrs only Officer's SD Cap | Dark green body and tip, dark blue flaps and peak, gold piping round body and flaps. Two small (22 line) gilt buttons mounted with silver Green Howards Dannenbrog cypher. Embroidered cap badge. Khaki barathe. Dark brown leather chinstrap. Small gilt (22 line) buttons mounted with silver Dannenbrog cypher. Regimental cap badge. |
| 34 | Rank Badges | Offrs: Bath star, plain bright gilt, plain crown. |

| Serial (a) | Main Features (b) | Description (c) |
|---------------|----------------------|---|
| | | ORs: Khaki worsted with green backing |
| 35 | Stable belt | As per Ser 27. |
| 36 | Accoutrements | <u>Whistle Cord:</u> Double cord with three knots, worn on the left shoulder by Offrs, WOs and SNCOs in Shirt Sleeve order only 1st Battalion - Black (PWO) 2nd Battalion - 'Grass' Green (GH) 3rd Battalion - Scarlet (DWR) 4th Battalion (TA) - To be confirmed Tie: Khaki braid <u>Metal Shoulder Titles:</u> 'YORKSHIRE' on a straight gilt bar with a Brunswick Green backing. <u>WOs' and SNCOs' Sash:</u> Standard Infantry Pattern <u>WOs' and SNCOs' Cane:</u> PWO pattern black cane, 0.9m long and 3.5cm tapering to 1.8cm in diameter, with a silver head, 8cm long bearing a Yorkshire Rose embossed on the head and the cap badge embossed on the side. |
| 37 | Pullover | Jersey Heavy Wool though officers, WOs1 and WOs2 may wear Regimental Jersey. |
| 38 | Footwear | Offrs: King's Div pattern 'Veldtschoen' Brown. ORs: Black. |

Notes

1. Include Side Cap under Headdress (if any).
2. Where item is worn by all ranks show it as such in clm (b), in place of separate Officer and OR detail.

THE BAND OF THE YORKSHIRE REGIMENT

REGULATIONS FOR FULL DRESS

| Serial (a) | Main Features (b) | Description (c) |
|---------------|----------------------|---|
| | Officers | |
| 1. | Helmet | Infantry Officer Universal Home Pattern cloth helmet, with gilt metal fittings, as per Dress Regulations for the Army, 1934, Para 739. Cork covered with very fine dark blue cloth made with four seams (two on each side); above the peaks and encircling lower part of helmet a blue cloth band $\frac{3}{4}$ inch wide; pointed front peak, with gilt metal edging; a convex bar of gilt metal down centre of rear of helmet; back peak, slightly squared off, with narrow edging of patent leather or similar; on either side is a rose boss $1\frac{1}{8}$ " in diameter to which is attached (extending from the near side) the curb-chain chinstrap, the gilt metal chain links $\frac{5}{8}$ " wide and sewn onto black patent leather and lined with black velvet, worn around the helmet; on the top, a gilt metal spike $2\frac{3}{4}$ " high screwed into a metal cross-piece mounting with hook at rear. |
| 2. | Helmet Plate. | Gilt plate as per Dress Regulations for the Army, 1934, Para 740, consisting of an eight-pointed star with top point displaced by the St. Edward's Crown bearing a circular laurel-wreath; within the wreath a gilt Garter inscribed "HONI SOIT QUI MAL Y PENSE" See note 2. Within the Garter, regimental white rose on a green velvet cloth ground. On the bottom of the wreath is mounted a narrow silvered scroll bearing the title of the regiment. The bottom point of the plate comes halfway over the cloth band of the helmet. |
| 3. | Tunic | Officer pattern. Scarlet cloth, with Brunswick Green facings. The collar $2-2\frac{1}{4}$ " high ornamented with $\frac{5}{8}$ " gold Rose pattern lace along the top and ends, and $\frac{3}{16}$ " gold Russia braid along the bottom, with embroidered Regimental No 1 Dress collar badges positioned with |

| Serial (a) | Main Features (b) | Description (c) |
|---------------|----------------------|--|
| | | <p>their centres 2" from the ends the of collar. The cuffs pointed, trimmed with 5/8" gold Rose lace round the top which extends to 7½" from the lower edge of the cuff at the point (note 2) and 2½" at the back inclusive of lace. There is a tracing of 3/16" gold Russia braid 1/8" clear above and below the lace. The upper tracing forms an Austrian knot at the top (the whole ornament extending to 9½" from the bottom of the sleeve) and the lower tracing forms a small upward eye onto the point of the Rose lace. Seven 40 ligne gilt buttons of regimental pattern down the front, plus one flat button in or just below the waist-seam, which is covered by the waist-sash. Two similar buttons at the back at the intersection of the waist-seam with the back-seams. Two almost vertical (slightly diverging) pleats that extend down to the bottom of the skirt. A skirt slash extends inwards from each pleat, each slash forming two points below and bearing a 40 ligne gilt button at each point. The skirt closed behind. The closing seam, edged with white cloth, is midway between the two slashes, with the points of the slashes almost touching it. The tunic-fronts and skirt-slashes (except adjoining the pleats) are also edged with white cloth, all such edging showing not more that ¼" wide. The collar is edged (outside the lace), with slightly narrower white cloth edging. The skirt lined with white cloth. Three ply twisted round gold shoulder cords with a black trace, lined with scarlet cloth and fastened at the top with a screw fitting 22 ligne regimental button. Silver embroidered Bath Stars/Crowns ¾" size with coloured tops. See Note 3.</p> |
| 4. | Overalls. | Dark blue cloth with a raised ¼" scarlet welt down each side-seam and black leather foot straps. |
| 5. | Boots | George boots. (Preferably patent leather). Plain nickel-plated box-spurs of the standard swan-neck pattern are worn by Field Officers. |
| 6. | Sash. | Infantry Pattern. Crimson silk net waist sash without pleats, backed with leather (2¾" wide) with cage bow |

| Serial (a) | Main Features (b) | Description (c) |
|--|------------------------------|--|
| | | and tassels worn at left side and extending 4” below the tunic. |
| 7. | Sword slings. | Suspended from a concealed web waistbelt, slings of red morocco leather 1” wide, faced with gold lace $\frac{7}{8}$ ” Infantry pattern gold lace with thin crimson central line; gilt billet studs and oval gilt wire buckles. A hook on the eye at top of the front sling for hooking-up the sword. |
| 8. | Sword and Scabbard. | Infantry Officer’s pattern, with nickel-plated scabbard, worn hooked up. |
| 9. | Sword knot. | Gold lace with acorn tassel, the knot bound tight to the guard with the end of the knot on the outside pointing towards the sword tip. |
| 10. | Gloves. | White cotton wrist. |
| 11. | Greatcoat. | Grey, double breasted [Foot Guards officer’s pattern] with regimental buttons. Badges of rank in gold embroidery. |
| 12. | Cape. | Grey, of length to reach to the knuckles, with regimental buttons and with dull red lining. |
| 13. | Frock Coat. | Universal pattern, plain dark blue double breasted with matching shoulder straps; 40 ligne buttons and collar badges. Gold wire embroidered Bath Stars/Crowns with coloured tops. Note 4 |
| BANDMASTER (WARRANT OFFICER CLASS 1) | | |
| 14. | Helmet and Helmet Plate. | As for Officer (See Paras 1 and 2) |
| 15. | WO1 Bandmaster Tunic. | As for Officer (See Para 3 and Note 3) except for rank insignia. Musicians lyre (in gold embroidery on scarlet backing) is worn on right forearm above the braid Austrian knot, with the WO1’s badge of rank (in gold embroidery on scarlet backing), above it. |
| 16. | Other Items. | As for Officer (See Paras 4-12) but greatcoat sleeve insignia colouring as for Foot Guards WO1 (BM) greatcoat. |
| BAND SERGEANT-MAJOR (WARRANT OFFICER CLASS 2) | | |
| 17. | Helmet. | Universal (Home Service) pattern cloth helmet with gilt/gilding metal fittings to the pattern described in Dress Regulations for Warrant and Non-commissioned |

| Serial (a) | Main Features (b) | Description (c) |
|---------------|----------------------|---|
| | | Officers and Men of the Army 1902, Para 12(a), as subsequently modified: the covering of fine very dark blue cloth made with four seams (two on each side) and with a ¾” band of self material encircling lower part of helmet; the front peak rounded, the whole lower edge of helmet bound with patent leather or a plastic substitute. On either side is a rose boss (1 1/16” in diameter) to which is attached (extending from the near side) the curb-chain chinstrap, the links 5/8” wide and sewn onto black leather. Top ornament consists of a spike (2¾” high) screwed into a metal cross-piece mounting with hook at rear. See Notes 1 and 5. |
| 18. | Helmet Plate. | Universal Pattern gilt metal plate consisting of an eight-pointed star with its top point displaced by the St. Edward’s Crown and bearing a circular laurel-wreath; within this is attached the Helmet Plate Centre consisting of a matching circlet inscribed with the regimental title, ‘The Yorkshire Regiment’ within the circlet the regimental white rose on a green cloth ground. |
| 19. | WO2 (BSM) Tunic. | Scarlet cloth, with Brunswick green cloth collar, cuffs and shoulder-straps. The collar, approx. 1 7/8 ” high and cut square, is ornamented with ½ ” gold "Bias & Stand" (Universal NCOs' pattern) lace along the top and ends, and 3/16” gold Russia braid at the bottom, with regimental cloth collar badges fixed with their centres 2” from the ends of the collar. The cuffs pointed, bearing ½” gold bias and stand lace around the top extending to 6” from the bottom of the sleeve at the point (inclusive of the lace) and 2 5/8 ” at back of cuff. Seven 40 ligne gilt metal regimental buttons down the front (six above the belt and one below it). The skirt with matching lining and closed behind, edged with white cloth not more than ¼” wide on closing seam, down centre, with a skirt slash at each side extending inwards from two nearly vertical (very slightly diverging) pleats that extend down to bottom of skirt (each slash forming two points below the waist); two 40 ligne buttons at the waist behind and one |

| Serial (a) | Main Features (b) | Description (c) |
|-----------------------|------------------------------|--|
| | | <p>more at each point of each slash below, the waist buttons being each located at the top of one of the pleats, the centres of these two waist buttons approximately 3½” (not more than about 4” apart. The whole tunic front and slashes (but not adjoining the pleats) are edged (piped) with white cloth not more than ¼” wide, the points of the slashes being approximately ¼” clear from the white cloth edging of the closing seam, and the bottom of the slashes being about ¼” clear above the lower edge of the tunic. A brass belt-hook in waist-seam on each side. Shoulder-straps 2½” wide at outer end, tapering to 2” level with buttonhole, with end angled to a point, are edged with 3/16” gold Russia braid on the sides and around the point, and fastened with a 30 ligne regimental button. Scarlet cloth wings, edged all round with ½” gold lace (of "Bias and Stand" pattern as described for collar) and crossed with five diagonally-placed bars of the same lace (running inwards and to the rear). See note 3.</p> |
| 20. | Trousers. | <p>Substantial dark blue cloth with a scarlet cloth welt ¼” wide down each side-seam. Pattern similar to Foot Guards ORs Full Dress, well shaped at the ankle, cut without pleats at waist and fitted with braces-buttons. See note 6</p> |
| 21. | Boots | George boots. |
| 22. | Sash (Shoulder) | <p>Crimson cotton (WO’s pattern) with tassels (worn over right shoulder, the lower end of the tassels level with bottom edge of tunic).</p> |
| 23. | Sword and Scabbard. | <p>Sword, Infantry, Warrant Officer, with nickel-plated scabbard.</p> |
| 24. | Sword knot. | White matt plastic strap and acorn. |
| 25. | Sword-belt. | <p>Heavy, solid (not woven), white matt plastic (to resemble buff leather) 1¾” wide regimental clasp. All metal furniture, including hook and adjustment buckle, to be brass or gilt metal or similar. Sword-slings of the same material as the belt, 1” wide, with metal billet studs. (The longer sword-sling slides on the belt, its upper end being at centre back between the two waist buttons, on which</p> |

| Serial (a) | Main Features (b) | Description (c) |
|---------------|---|--|
| | | the belt edge rests). See Note 7 |
| 26. | Waistbelt-Locket. | Regimental Locket. Gilt or Brass, male/female clasp, with the Yorkshire Rose in the centre and Yorkshire Regiment around the circumference of the female fitting. See note 8 |
| 27. | Gloves. | White. |
| 28. | Greatcoat. | Grey, single breasted [former Foot Guards pattern, blue-grey] with regimental buttons. Rank insignia above right cuff in scarlet embroidery on blue cloth. See Note 9 |
| 29. | Cape. | Grey, [blue-grey] of length to reach to the knuckles, unlined, with regimental buttons. |
| | DRUM MAJOR | |
| 30. | Uniform, Sword and Accoutrements. | All items except insignia are as described for WO2 (see Paras. 16 - 29 above) but with the following different or additional features:- |
| 31. | Insignia. | The appropriate regulation insignia are worn on the right forearm of the tunic commencing ½” clear above the cuff lace, the chevrons (about 6” across with point up) being of ½” gold “Bias and Stand” lace and the drum of gold wire embroidery etc., all on scarlet cloth backing. The Lyre badge is not to be worn. On the greatcoat, equivalent insignia are worn above the right cuff, the chevrons being of ½” dark blue worsted lace about 6” across on scarlet cloth backing, point up, and the drum in scarlet embroidery on dark blue cloth. See Note 9. |
| 32. | Drum Major's Embroidered Shoulder-Belt (or “Sash”), Staff (or “Mace”) and Cane. | All of customary patterns. The Embroidered Shoulder-Belt (widely known as the Drum Major’s Sash) is worn over the left shoulder. It is traditionally of cloth of the regimental facing-colour edged with gold lace, generally fitted with two token drumsticks and embellished with Crown and Royal Cypher, regimental insignia, title-scrolls and battle-honour scrolls etc. in wire embroidery, the lower ends edged with gold fringe and joined together. |
| 33. | Gloves. | White cotton |
| | BAND COLOUR SERGEANT to MUSICIAN | |

| Serial (a) | Main Features (b) | Description (c) |
|-----------------------|--|--|
| 34. | Helmet and Helmet Plate. | As described for WO 2. See Paras 16 and 17 and Notes 1, 2 and 5. |
| 35. | Tunic. | As described for WO2 (See Para 18 above) but without the trimming of gold lace and gold braid. Only the scarlet cloth Musicians wings are trimmed (to the same design) but with ½” white worsted chevron-weave lace. Apart from the collar badge, the collar and cuffs are entirely plain. See note 3 |
| 36. | Chevrons and Badges of Rank and Employment | <p>Insignia, as per regulations, worn on right upper arm, all on scarlet cloth backing, the chevrons point-down and measuring approx. 6” across, as follows:-</p> <p>a. <u>Sergeant and above</u>: Chevrons of ½” gold “Bias and Stand” (Universal NCOs’ pattern) lace. Any accompanying badges in gold wire embroidery.</p> <p>b. <u>Corporal and Lance Corporal</u>. Chevrons of ½” white worsted “chevron weave” lace (as on Bandsman’s wings) with the standard Lyre badge in regulation (white etc.) worsted embroidery.</p> <p>c. <u>Musician</u>. Lyre badge as for Corporal but no chevrons.</p> |
| 37. | Sash (Shoulder) (Sergeant and above only). | Scarlet polyester worsted webbing with tassels (worn over right shoulder, the lower end of the tassels level with bottom edge of tunic). |
| 38. | Trousers, Boots and Gloves. | As described for WO (See Paras 19, 20 and 26 and Note 6). |
| 39. | Waistbelt. | Heavy, solid (not woven), white matt plastic (to resemble buff leather) 1¾” wide with regimental locket and two separate brass or gilt metal adjustment buckles. (When worn, the lower edge of the waistbelt rests on the shanks of the pair of waist buttons at back of tunic). See Note 7. |
| 40. | Waist belt-Locket. | Regimental Locket. Gilt or Brass, male/female clasp, with the Yorkshire Rose in the centre and Yorkshire Regiment around the circumference of the female fitting See Note 8. |
| 41. | Music Pouch. | Matt white, all of same substantial material as the waist belt, and with gilt/gilding metal/brass fittings throughout |

| Serial (a) | Main Features (b) | Description (c) |
|---------------|----------------------|---|
| | | (including plain single-prong buckle, tip and slide on the two-piece belt, which is approx. 2¼ in. wide), the flap of the deep-form pouch (pouch very approx. 7 in. high x 8½ in. wide) may be fitted with a regimental device. Alternatively, a Music Card Case of similar material may be worn on the waist belt. |
| 42. | Greatcoat and Cape. | As described for WO2 (Paras 27 and 28) except the insignia on the greatcoat. Rank chevrons (point down) of ½” dark blue worsted lace about 6” across on scarlet cloth backing are worn 1” clear above the right cuff, crowns being in scarlet embroidery on blue cloth. See Note 9. |
| 43. | | |
| 44. | | |

NOTES

Note 1. The shape of an officer’s cloth helmet, which is pointed at the front peak and slightly squared off at the back, differs considerably from the OR pattern. The correct Full Dress headdress for the Drum Major and any WO (excluding Bandmaster) as well as the Musicians is the Other Rank’s Universal pattern Home Service cloth helmet. The cloth covering is extremely dark blue.

Note 2. The small silvered title scroll (located low down on the face of officer’s pattern helmet plates) is not considered essential and may be omitted, if necessary, to avoid further expense.

Note 3. Pointed cuffs should be cut so that the edge curves to a point (with concave sides to the point of the cuff) as opposed to being simply angled to a point.

The Bandmaster’s shoulder cords are to be identical to those worn by officers.

Note 4. The Frock Coat for Infantry of the Line is of the usual Universal pattern: double-breasted with 40lign gilt buttons, it is made of plain dark blue cloth and has matching shoulder-straps. It has collar badges but it bears no cord, braid or lace ornamentation whatever. The officer’s rank badges are of gold embroidery. The Bandmaster’s insignia are of gold wire embroidery on dark blue cloth backing. The Frock Coat is to be worn with the peaked forage cap but all the other items are as for Full Dress (except re medals).

Note 5. For all categories covered by these regulations the peaked forage cap is the only undress headdress that may be worn with Full Dress. Although a peaked forage cap is

not a Full Dress headdress, it is occasionally worn temporarily with Full Dress for some limited purpose (e.g. for a Bandstand Concert). This practice does not extend to Directors of Music and WO1 Bandmasters in possession of frock coats, who are to wear the Frock coat (with the peaked forage cap) when soldiers are wearing their forage caps with Full Dress tunics.

Note 6. No. 1 Dress trousers are significantly different (in cut and texture as well as the scarlet stripe) and would not be correct for wear in Full Dress.

Note 7. Serious replicas of proper Full Dress belts etc. made of solid matt white plastic are a reasonable substitute for the historic whitened buff leather. However, woven belts are not correct for Full Dress.

Note 8. Regimental locket. In Brass or gilt if possible as opposed to the silver clasp worn in No2 Dress.

Note 9. Note that for greatcoats the chevrons are of the same width of lace (½”) as most army chevrons and not of Foot Guards width (nor of similar construction). The badges, however, are similar to Foot Guards pattern, being of scarlet embroidery on dark blue cloth.

THE MERCIAN REGIMENT DRESS TABLE

Cap Badge: Officers and WO1s - Mercian Eagle in silver and gilt. 3 types:

Metal badge in silver/gilt.

Metal badge in dark bronze/gunmetal.

Silver and gold wire embroidered badge on green cloth background.

WO2s, NCOs and Soldiers - Mercian Eagle in silver and gold coloured metal.
Metal badge 2mm larger all round than officers' badge.

The Facing Colour of the Mercian Regiment will be pale Buff (Note 1).

No 1 Dress Non-Ceremonial

| Serial (a) | Order of Dress/Item (b) | Description (c) | Remarks (e) |
|-----------------------|------------------------------------|--|--|
| 1 | <u>Tunic/Trousers</u> | Jacket - Officers: Midnight blue barathea cloth. 5 button front Weight 18-19 ozs per yard. Patrol back pattern with 6" deep side vents. Two waist darts on each side of the jacket front where possible. Jacket fully lined | Special Arm Badge (See Serial 25) on upper right arm (Note 2). Mercian Regiment ¾" buttons, bearing Mercian Eagle, in staybrite/brass anodised. 2 buttons on each cuff. |

| | | | |
|--|--|--|--|
| | | <p>with black twill lining. Stand collar of same material, maximum height 1.3/4", with white Patrol collar showing 1/8" above jacket collar. Linen collar to be secured by 5 metal studs or shirt buttons sewn on inside of jacket collar. Collar badges should be positioned 1.3/4 to centre from front edge of collar. Two breast pockets level with 2nd button with centre pleat 1.3/4" wide and three-pointed flaps secured 30 linge anodized buttons and 7/8th button holes press studs to points and rounded £ round bottom. Depth from top of flap to bottom of each point is 2.1/2 " and all points to be level. . Pockets approximately 6" wide and 7" deep from top edge of flap (ie 1" deeper than wide). For a man 5ft 10" tall adjust accordingly. Two side pockets, patch type, with three-pointed flaps 3.1/2" to points and approx 7.1/2" without buttons and rounded bottom. Patch approximately 7½" wide at mouth, 9½" wide at bottom, and 10" deep from top of flap. Depth varied to height of wearer. Top pocket flap to run in line with bottom front button. Bottom of</p> | <p>Medals court mounted.</p> <p>Officers: Worn with white patrol collar and white collarless shirt. Plain blue shoulder boards.</p> <p>WO2s, NCOs and Soldiers to have buff piping on shoulder straps.</p> |
|--|--|--|--|

| | | | |
|--|--|---|--|
| | | <p>pocket to be approximately 1¼” up from bottom of jacket. Front fitted with five 30 ligne anodized buttons, and 7/8th button holes top button being 1” from collar seam. Bottom button positioned level with bottom pocket flap approximately 2” below natural waistline. Sleeve shall have pointed cuff 6” at point and 2.3/4” at sides with open vent 2. ¾ “ depth secured by 2 x 30 ligne anodized buttons and 2 x 7/8th button holes. No waist hooks. Shoulder straps plain and detachable, fastened with a screw button, the tongue of the strap passing through a loop fitted on the sleeve head seam. Straps 2¼” wide at sleeve head and 1½” through centre of buttonhole. Rounded ends. All buttons of Regimental pattern, 30 ligne diameter anodized /gilt badges.</p> <p>Jacket ORs. As issued. Buttons and accoutrements – as officers. Rank insignia – as issued.</p> <p>Trousers – Officers and ORs: Dark blue</p> | |
|--|--|---|--|

| | | | |
|---|-------------------|---|---|
| | | <p>midnight barathea cloth 18oz per yard, scarlet stripes 1" wide on side seams, to finish level with welt of boot.</p> <p>Officers and WO1s - Worn with Infantry pattern Sam Browne (brown leather) and unlined brown leather gloves.</p> <p>WO2s - Worn with Infantry pattern sword belt (brown leather) with Regimental gilt/brass union locket clasp, and red sash. White gloves.</p> <p>NCOs and Soldiers - Worn with white textile (plastic) belt and Regimental Belt Clasp.</p> | <p>Sword Frog to be worn when sword is not carried (Note 3). Infantry of the Line (1896 Pattern) sword, brown leather scabbard and sword knot.</p> <p>For Regimental Belt Clasp see Serial 24. Regulation pattern pace-stick.</p> <p>Regimental Belt Clasp (Serial 24). Senior NCOs to wear red sash.</p> |
| 2 | <u>Head-dress</u> | <p>Officers and WO1s - Blue cloth dress Forage Cap of pattern for non-Royal regiments of line infantry with black oak-leaf lace band and scarlet piping round crown. Black patent leather chin strap, ½" wide, held by Mercian Regiment ½" brass/anodised buttons.</p> | <p>Mercian Eagle cap badge in silver/gilt. See Serial 22.</p> <p>Regulation field officer distinction of gold embroidery on peak.</p> <p>Mercian Eagle cap badge. See Serial 22.</p> |

| | | | |
|---|---------------------|--|---|
| | | WO2s, NCOs and Soldiers - Service issued Forage Cap of pattern for non-Royal regiments of line infantry. Regimental buttons. | |
| 3 | <u>Collar Badge</u> | Regimental pattern of Dettingen Oakleaves and Acorn bearing the motto FIRM (Note 4). | In silver and gilt (Note 5) worn with centre 2 in. from collar opening. The double leaf to be outermost on each side. |
| 4 | <u>Rank Badges</u> | <p>Officers - $\frac{3}{4}$" gilt and enamel anodised badges of rank on detachable blue shoulder straps (for No 1 Non-Ceremonial).</p> <p>WOs and NCOs - Standard Infantry issue chevrons and rank badges on black felt backing (Note 6). All to wear Mercian Regiment shoulder titles.</p> | |
| 5 | <u>Footwear</u> | <p>Officers and WO1s - Black George Boots.</p> <p>WO2s, NCOs and Soldiers - Issued black boots.</p> | <p>With black socks.</p> <p>Issued socks.</p> |

No 1 Dress Ceremonial

| Serial (a) | Order of Dress/Item (b) | Description (c) | Remarks (e) |
|---------------|---------------------------------|---|---|
| 6 | <u>Changes to Serials 1 - 5</u> | <p>Officers</p> <p>Crimson Waist Sash worn over blue web Sword Belt with gold slings. White gloves.</p> <p>Rank badges as for Serial 4 worn on detachable gold shoulder cords on blue cloth backing.</p> | Sword Belt worn when sword not carried (Note 3), with slings worn under the tunic for field officers. Nickel-plated sword scabbard and gold and crimson sword knot. |

No 2 Dress/Service Dress

| Serial (a) | Order of Dress/Item (b) | Description (c) | Remarks (e) |
|---------------|----------------------------|--------------------|---|
| 7 | <u>Tunic/Trousers</u> | As issued. | Special Arm Badge (see Serial 25) on upper right arm. |

| | | | |
|----|---------------------|---|--|
| | | <p>Whistle lanyards, twisted cord of cerise, buff and Lincoln Green worn on right shoulder by officers, left shoulder for ORs in all Bns.</p> <p>Belts as for Serial 1.</p> | <p>Tunic closed by four Mercian Regiment 1” buttons in dark bronze/gunmetal for officers, the lower (waist) button to be flat. Soldiers’ buttons in staybrite/brass anodised. ¾” buttons on pockets and shoulder straps.</p> <p>Medals court mounted.</p> |
| 8 | <u>Head-dress</u> | As for Serial 2. | <p>Officers may wear Regimental Side Cap when not on parade. In No 2 Undress, the khaki cap in Guards dark barathea with brown leather chinstrap and ½” bronze buttons may be worn but without leather or medals.. Dark bronze/gunmetal cap badge. See Serial 22 for Side Cap.</p> |
| 9 | <u>Collar Badge</u> | As for Serial 3. | Officers’ badge in dark bronze/gunmetal. |
| 10 | <u>Rank Badges</u> | Officers - ¾” dark bronze/gunmetal on cloth shoulder straps. | |

| | | | |
|----|----------------------|--|---|
| | | WOs and NCOs - As Serial 4. All to wear Mercian Regiment shoulder titles. | Curved pattern title with MERCIAN in capitals in staybrite/brass anodised. (Note 8) |
| 11 | <u>Shirt and Tie</u> | Officers and WO1s - 'Light' khaki coloured officers' shirt worn with officers' silk woven tie. WO2s, NCOs and Soldiers - Issued No 2 Dress shirt and tie. | Current Cheshire Regiment pattern for officers. |
| 12 | <u>Footwear</u> | Officers and WO1s - Brown shoes. WO2s, NCOs and Soldiers - As Serial 5. | 'Dark' khaki socks. Issued socks. |

No 8 Dress/ Combat Dress

| Serial (a) | Order of Dress/Item (b) | Description (c) | Remarks (e) |
|---------------|-----------------------------|--------------------|----------------|
| 13 | <u>Smock/Shirt/Trousers</u> | As issued. | |

| | | | |
|----|-------------------|---|---|
| | | <p>Regimental Tactical Recognition Flash to be worn on upper right arm of smock and shirt.</p> <p>Belt will be either issued green web/textile belt or Regimental Stable Belt as ordered.</p> | <p>TRF is a diamond divided in three equal stripes of cerise, buff and Lincoln Green on a black backing. To be worn beneath any authorised Formation flash.</p> <p>For Stable Belt see Serial 24.</p> |
| 14 | <u>Head-dress</u> | Infantry khaki beret. Cap badge on square Lincoln Green patch (Note 9). | Mercian Eagle cap badge in silver/gilt. See Serial 22. |
| 15 | Rank Badges | Woven dark bronze/gunmetal and bearing curved MERCIAN title. | Worn on DPM or green cloth slip-on slides, as ordered. Private soldiers to wear MERCIAN title on cloth slide. |

No 10 Dress/Temperate Mess Dress

| Serial (a) | Order of Dress/Item (b) | Description (c) | Remarks (e) |
|---------------|----------------------------|---|---|
| 16 | <u>Jacket and Trousers</u> | Officers and WO1s - Prince of Wales's Division (1902) pattern. | Buff facings on collar and pointed cuffs. Collar worn open. Plain white collarless shirt with double cuffs. |

| | | | |
|--|--|--|--|
| | | <p>Duty Field Officer and Orderly Officer to wear sword slings (Note 3).</p> <p>Dark blue Infantry of the Line pattern Mess Overalls with ¼ in. scarlet welts.</p> <p>WO2s and NCOs - Prince of Wales's (1936) pattern.</p> | <p>Miniature Special Arm Badge (see Serial 25) on upper right arm.</p> <p>Regimental Oakleaf collar badges in silver/gilt as for Serial 3 .</p> <p>5/8" silver wire etc embroidered rank badges on gold mess shoulder cords on scarlet cloth backing.</p> <p>Miniature medals court mounted.</p> <p>No coloured facings. Worn with white dress shirt and black bow tie.</p> <p>Miniature Special Arm Badge (see Serial 25) on upper right arm.</p> <p>Regimental collar badges (as Serial 3) on lapels.</p> <p>Infantry standard gold embroidered rank badges on scarlet</p> |
|--|--|--|--|

| | | | |
|----|------------------|--|---|
| | | Worn with No 1 Dress Trousers. | cloth backing. Miniature medals court mounted. |
| 17 | <u>Waistcoat</u> | <p>Officers and WO1s - High neck in overall Lincoln green with gold rose lace and piping and gold-coloured ball buttons. Front fastening. Silver and gold embroidered Mercian Eagles at waist points.</p> <p>WO2s and NCOs - Lincoln green with four ½” Regimental brass anodised buttons.</p> | |
| 18 | <u>Footwear</u> | <p>Officers and WO1s - Black leather Mess Wellington Boots.</p> <p>WOs and NCOs - Plain black dress shoes.</p> | Worn with nickel-plated box spurs for field officers. |

No 13 Dress/Barrack Dress

| Serial (a) | Order of Dress/Item (b) | Description (c) | Remarks (e) |
|---------------|----------------------------|--|--|
| 19 | <u>Trousers</u> | Issued Barrack Dress Trousers. | Regimental Stable Belt worn in shirt-sleeve order. See Serial 24. |
| 20 | <u>Shirt</u> | As for Serial 11. | <p>Tie (as for Serial 11) to be worn with pullover. Top button undone and sleeves rolled up for shirt-sleeve order.</p> <p>Rank badges and MERCIAN titles as for Serial 10. Officers' rank badges worn on same colour cotton slides.</p> <p>WOs/Senior NCOs' red sash worn in shirt-sleeve order.</p> <p>Lanyards as for Serial 7.</p> |
| 21 | <u>Pullover</u> | Officers and WOs - Regimental pattern Buff coloured v-neck Guernsey. Same colour cloth shoulder straps bearing bronze MERCIAN shoulder title. | <p>Rank badges as for Serial 10.</p> <p>Rank badges and MERCIAN titles as for Serial 10.</p> |

| | | | |
|----|-------------------|---|--|
| | | NCOs and Soldiers - Issued olive green pullover. | Special Arm Badge (see Serial 25) on all Pullovers. |
| 22 | <u>Head-dress</u> | Officers and WO1s - Regimental pattern black Side Cap with buff inner crease, green piping and Lincoln green peak or khaki Service Dress cap WO2s, NCOs and Soldiers Beret as for Serial 14. | Mercian Eagle silver and gold wire embroidered cap badge with its green backing trimmed to shape of badge. |
| 23 | <u>Footwear</u> | As for Serial 12. | |

Stable Belt

| Serial (a) | Order of Dress/Item (b) | Description (c) | Remarks (e) |
|---------------|----------------------------|--------------------|---|
| 24 | | Plain Buff. | Union locket type belt clasp with Mercian Eagle, all in brass. Belt 2½” wide. |

Special Arm Badge

| Serial (a) | Order of Dress/Item (b) | Description (c) | Remarks (e) |
|---------------|--|---|--------------------------|
| 25 | No 1 and No 2 Dress No 10 Dress | Gold wire glider on gold wire Stafford Knot, backed by Holland backing, all on black felt patch that outlines Knot. Miniature gold wire glider and Stafford Knot as above. | Also worn on no 13 Dress |

Regimental Blazer

| Serial (a) | Order of Dress/Item (b) | Description (c) | Remarks (e) |
|---------------|----------------------------|---|---|
| 26 | | Dark blue serge, double-breasted. Mercian Regiment buttons. | Design required for buttons. High quality flat blazer buttons in two sizes (body and cuffs) adorned with Mercian Eagle. |

Regimental Tie

| Serial (a) | Order of Dress/Item (b) | Description (c) | Remarks (e) |
|---------------|----------------------------|---|----------------|
| 27 | | Regimental Tie of thin diagonal stripes in Mercian colours on black field. Regimental 'Country' Tie of wide diagonal stripes in Mercian colours. | |

Officers' Cane

| Serial (a) | Order of Dress/Item (b) | Description (c) | Remarks (e) |
|---------------|----------------------------|---|----------------|
| 29 | | Malacca Cane with silver ball boss, bearing Regimental badge, and silver tip. | |

Notes:

1. Buff recognises the buff facing colour of the 22nd (Cheshire) Regiment and also recognises the Buff/Holland backing to the Stafford Knot (an honour given by King George V in recognition of the 38th Foot having spent 57 years continuous service in the West Indies in the 18th Century) of the South Staffordshire and Staffordshire Regiments.
2. Titles Glider was awarded to the South Staffordshire Regiment (and the Kings Own Border) in 1951 in recognition of the 2nd Battalion taking part in the first major airborne landings in Sicily in 1943. This honour has been worn since that date. It is to be combined with the Stafford Knot to make it distinct from the Glider to be worn by the Duke of Lancasters' Regiment. The Knot was worn by the forbears of the South and North Staffords (the 38th and 64th) since 1782 (and the 80th from 1793). It is an ancient symbol of the Earls of Stafford (since 1444) and is for ever associated with the Staffordshire Regiment.
3. The retention of the sword frog even when not carrying a sword is a distinction of the Worcestershire and Sherwood Foresters Regiment in recognition of an incident in North America in 1746, when officers of the 29th Foot were attacked at mess by Indians. The Regiment has been known since as 'The Ever Sworded'.
4. The Dettingen Oakleaves are a dress distinction of the Cheshire Regiment, awarded by King George II in recognition of the service of a detachment of the 22nd protecting the King at Dettingen in 1743. The motto FIRM is a distinction of The Worcestershire and Sherwood Foresters Regiment from the 36th (later 2nd Worcesters), coincidentally also from 1743, and carried by them on their Regimental Colour since 1773.
5. Rank distinctions in dark bronze are worn by the Staffordshire Regiment in barrack dress to recognise the black facings of the 64th Foot and the North Staffordshire Regiment.
6. Black backing as for Note 4. Black backing to WO2s/NCOs rank badges as worn by 1 STAFFORDS.
7. Deleted.
8. Shoulder Titles may have to be straight design if a curved 'MERCIAN' does not work.

9. Lincoln Green - facing colour of the 45th and the Worcestershire and Sherwood Foresters Regiment.

THE ROYAL WELSH DRESS TABLE

Cap Badge: RRW Cap badge as temporary measure. College of Arms and ADC authorised badge to be confirmed by Feb 07.

No 1 Dress

| Ser | Order of Dress/Item | Description | Remarks |
|------------|----------------------------|--|---|
| 1. | Uniform | Welsh Brigade pattern blues. Scarlet piping on ORs' shoulder straps. | As currently worn by RWF and RRW, including same trouser stripes. There are no Honours or distinctions. |
| 2. | Headdress | a. Officers and Warrant Officers Class I - No 1 Dress Forage Cap as also worn in No2 Dress (see Serial 12). b. Warrant Officers Class II - Service issued forage cap with gunmetal anodised cap badge. c. Non Commissioned Officers and Soldiers - Blue beret, Regimental cap badge and hackle. | Blue beret to match with blue uniform. Comment: for “gunmetal anodised” read “embroidered”. Comment: this reflected present RWF practice. |
| 3. | Collar Badges | RWF grenade design: Officers: embroidered gold grenade with silver metal dragon passant & wreath. | Fastening would be clutch and pin. |

| | | | |
|----|---|---|--|
| | | ORs: gilt grenade with RRW anodised silver wreath and dragon passant. | |
| 4. | Rank Badges | <p>Officers - Woven badges of rank (5/8-in. gold embroidered) on blue shoulder straps.</p> <p>Warrant Officers and non Commissioned Officers - Standard Infantry ceremonial Warrant Officers' crowns and chevrons.</p> | Backing to Non Commissioned Officers' chevrons and piping around shoulder straps for Soldiers and Non-Commissioned Officers to be scarlet. |
| 5. | The Flash | Regimental distinction worn by all battalions | See Notes to Serial 16. |
| 6. | Medals | Court mounted. | See Notes to Serial 17. |
| 7. | Officers' No 1 Dress (Non-ceremonial) Undress | Serials 1-6 with brown leather Infantry pattern Sam Browne and brown gloves. | |
| 8. | No 1 Dress (Ceremonial) | <p>a. Officers - Serials 1-6 with shoulder cords ceremonial (gold cords with black line and blue backing with silver rank badges), crimson sash, white gloves, and plated sword scabbard with Infantry pattern sword.</p> <p>b. Warrant Officers Class II - red sash.</p> | |

| | | | |
|-----|---------------------------|---|---|
| 9. | Parade Belt (Other Ranks) | Non Commissioned Officers and Soldiers. Regt symbols in silver with buckle plate in silver. | 2-tone silver on brass too expensive. |
| 10. | Footwear | a. Officers - George boots. b. Warrant Officers, Non Commissioned Officers and Soldiers - Black boots highly polished. | For FAD, ORs will have issue shoes, suitable for barrack dress and above. |
| 11. | Socks | a. Officers - Navy blue. b. Warrant Officers, Non Commissioned Officers and Soldiers - As issued. | |

Service Dress (No 2)

| Ser | Order of Dress/Item | Description | Remarks |
|-----|---------------------|--|---------|
| 12. | Headdress | a. Officers and Warrant Officers Class I - No 1 Dress Forage Cap of pattern for Royal Regiments of line infantry: blue cloth dress cap, | |

| | | | |
|-----|----------------------------------|---|---|
| | | <p>scarlet band, and scarlet piping round the crown. Drooped peak. Chinstrap of black patent leather ½ inch wide held by two small gold POW Division pattern buttons and embroidered Regimental cap badge. For field officers, plain gold embroidery on peak.</p> <p>b. Warrant Officers Class II - Issued No 1 Dress forage cap with embroidered badge.</p> <p>c. Non Commissioned Officers and Soldiers - Khaki beret, Regimental cap badge and hackle.</p> | |
| 13. | Service Dress Tunic and Trousers | <p>a. Officers and Warrant Officers Class I - Welsh Brigade pattern (Dark Guards Barathea)</p> <p>b. Warrant Officers Class II, Non Commissioned Officers and Soldiers - as issued.</p> | As currently worn by RWF and RRW. |
| 14. | Tunic Buttons | Prince of Wales's Division Pattern Buttons | Comment: DC IPT to use existing RWF button, except wording to be changed to "THE ROYAL WELSH", and the 3 feathers centred in the middle of the button. |

| | | | |
|-----|---------------|---|--|
| 15. | Collar Badges | <p>RWF design:</p> <p>Officers: bronze grenade with silver wreath & dragon passant.</p> <p>ORs: RWF gilt grenade with RRW anodised silver wreath& dragon passant.</p> | |
| 16. | Flash | Regimental distinction to be worn by all Battalions of The Royal Welsh. | <p>Originating in the time when soldiers wore pigtails powdered and greased and enclosed in a ‘queue bag’, the Flash is a special mark of distinction of the Royal Welch Fusiliers. In 1834 it was approved by King William IV “as a peculiarity worn by that distinguished Regiment”. In 1924 after much debate and with the approval of King George V, the Army Council issued instructions for the wearing of the Flash by all ranks of the Regiment. The flash consists of 5 black ribbons of specific dimensions, as set out in RWF Standing Orders Para 2.0101. The soldier’s flash is 6 ins long; that for officers and Warrant Officers is 9 ins long. It is worn at the back, sewn to the inside of the collar.</p> <p>DC IPT issue material and flash is then made up by regt tailor.</p> |
| 17. | Medals | Court Mounted. | This is not a public cost. It is acknowledged that MOD only |

| | | | |
|-----|---------------------------|---|---|
| | | | pays by task, i.e. Public Duties |
| 18. | Sword | Infantry pattern with brown leather scabbard and knot. | |
| 19. | Sam Browne | Brown leather Infantry pattern. | |
| 20. | Parade Belt (Other Ranks) | <p>a. Warrant Officers - brown leather sword belt with brass buckle and motto.</p> <p>b. Non Commissioned Officers and Soldiers - Silver textile belt & Regimental buckle</p> | <p>Purchased not issued.</p> <p>See Serial 9</p> |
| 21. | Rank Insignia | In bronze for officers, green backing for NCOs to preserve RRW golden thread for WOs and NCOs.. | |
| 22. | Tie | Khaki brown | |
| 23. | Shirt | Dark brown issue shirt | |
| 24. | Shoes | Serial 52. | For FAD, ORs will have issue shoes, suitable for barrack dress and above. |
| 25. | Socks | Serial 53. | |

| | | | |
|-----|-------------------------------|--|---------------------------------------|
| 26. | Warrant Officers' Pace Sticks | Rosewood. | |
| 27. | Gloves. | Officers and Warrant Officers Class I: brown leather, buttoned. | |
| 28. | Metal Shoulder Titles | As per serial 48. | Fastening to be clutch and pin |

Combat/Training Dress (No 8)

| Ser | Order of Dress/Item | Description | Remarks |
|-----|---------------------|---|--|
| 29. | Beret | Khaki | Infantry pattern. Already approved by ADC. |
| 30. | Cap Badge | <p>Badge of the Heir Apparent.</p> <p>a. Officers and Warrant Officers - embroidered version.</p> <p>b. Non-Commissioned Officers and Soldiers - silver anodised version.</p> | <p>Badge of the Heir Apparent (often described as The Prince of Wales's feathers), as currently worn by RRW with modified edging (see Serial 30).</p> <p>The Badge of the Heir Apparent is an historic symbol granted to both Regiments in the past by the Prince of Wales. It was also worn by the Welsh Brigade, albeit in a different style, until 1970. It has therefore been common to both</p> |

| | | | |
|-----|--------------|--|--|
| | | | Regts. |
| 31. | Badge Edging | Green felt 5mm beyond edge of badge. | <p>The RRW currently wear a green square patch behind the cap badge while the RWF officers cap badge is edged in red. The green edging reflects a combination of both traditions. Edging for officers is integral to the badge; for Non Commissioned Officers and Soldiers, it is to be sewn to the beret.</p> <p>DC IPT issue the cloth - regt tailor sews on.</p> |
| 32. | Hackle | White feather plume - The hackle as currently worn by RWF. To be worn by Non Commissioned Officers and Soldiers. | <p>The custom of wearing the hackle in the Royal Welch Fusiliers originated in 1702 when the 23rd Foot was formed into a regiment of fusiliers. As was then customary for a fusilier regiment the same pattern of headdress as the grenadier companies of the line regiments was adopted. After the introduction of the blue beret in 1950 all fusilier regiments wore the hackle.</p> <p>Hackles may be worn as order of the day at the CO's discretion but will always be worn by Non Commissioned Officers and Soldiers in No1, No2 and No13 Dress.</p> <p>The hackle is white in colour and its dimensions are 3 ins high from the top of the badge and 3 ins across at its widest</p> |

| | | | |
|-----|------------------------------|---|---|
| | | | <p>part.</p> <p>RWF propose a new hackle of the following dimensions of 4 ½ ins by 1 ins</p> |
| 33. | Stable Belt | Blue (NAVY, top 30mm) Red (SCARLET middle 4mm) & Green (WIMBLEDON, bottom 30mm), with black leather 2 strap buckle fastening worn on left side. | The colours of the stable belt are the adopted Regimental colours, subdued hues of the colours of the former Welsh Brigade. The order and the width of the stripes represent the design of the proposed Regimental flag: the Welsh National Red Dragon on a field of blue (NAVY) and green (WIMBLEDON). Purchased at private expense. |
| 34. | Tactical Recognition Flashes | Single Regt TRF depicting red dragon passant on green background – the TRF to be worn so that the dragon faces to the front.. | Purchased at private expense |
| 35. | Rank/Regimental Slides | <p>a. Officers and Warrant Officers - Olive slides with black stars and crowns with the embroidered title ‘R WELSH’.</p> <p>b. Non Commissioned Officers - DPM slides with olive/brown rank and embroidered title ‘R WELSH’.</p> <p>c. Soldiers - No slides.</p> | <p>Issue DPM slides for field use.</p> <p>Purchased at private expense</p> <p>Purchased at private expense</p> |

| | | | |
|--|--|--|--|
| | | | |
|--|--|--|--|

Mess Dress (No 10)

| Ser | Order of Dress/Item | Description | Remarks |
|-----|---------------------|---|---|
| | | | General - Minimal change to Mess Dress. All ranks RWF will be required to change Mess waistcoat at private expense. Other accoutrements remain as now until introduction of new Regimental collar badge. |
| 36. | Jacket and overalls | <p>Welsh Brigade pattern:</p> <p>Jacket. Officers.: Material scarlet wool superfine. Dark blue wool superfine stand up collar to fasten at neck. Front jacket to fall away to show waistcoat (Serial 39). Plain dark blue wool superfine pointed cuffs with 2 small anodized regimental buttons on cuff. 5/8" gold infantry lace around top of collar and down front to bottom of jacket. Scarlet shoulder straps are sewn down at the sleeve head and fixed at the neck end by a 22 ligne regimental button. No3 gold</p> | |

| | | | |
|-----|---------------|--|----------------|
| | | <p>Russia braid along bottom of blue stand up collar.</p> <p>Jacket. WOs & NCOs: Scarlet jacket with dark BLUE facings, roll collar. Reverse of jacket is pointed in the centre. Embroidered badge of rank worn on right sleeve only.</p> <p>Overalls. Officers: Overalls. Dark blue all wool barathea, 23 ounces, with scarlet welt 1/4" wide down outside seams. Worn strapped over Wellington Boots (Serial 43).</p> <p>Overalls. WOs & NCOs: As for No 1 Dress. Dark blue material with 1" scarlet stripes. Worn to fall naturally over George Boots.</p> | |
| 37. | Collar Badges | Officers: as for No 1 Dress. | |
| 38. | Flash | | See Serial 16. |
| 39. | Waistcoat | a. Officers - Grass Green woollen 1902 pattern with zip fastener at right side and top of centre back. Two jetted pockets. No. 3 gold | |

| | | | |
|-----|-------------|---|--|
| | | <p>Russia braid each side of centre seam “touching” and from shoulder seam down front, forming crow’s foot at bottom corner and continuing along bottom edge to side seam. Front lined cream art silk.</p> <p>b. Warrant Officers and Non Commissioned Officers - 1939 pattern, cloth moss green. No lapels, 2 welted pockets. Black strap and buckle, lined green. 4x 22 ligne Prince of Wales Division buttons on front.</p> | <p>“Moss green” cloth should be as close as possible to offrs grass green.</p> |
| 40. | Rank Badges | 5/8-in. gold embroidered (officers). | |
| 41. | Medals | Miniatures Court Mounted. | See Notes to Serial 17. |
| 42. | Shirt | <p>a. Officers - Plain white collarless with double cuffs.</p> <p>b. Warrant Officers and Non Commissioned Officers - White shirt golf ball pattern with collar, worn with black bow tie.</p> | Marcella fronted. |
| 43. | Footwear | <p>a. Officers - Mess Wellingtons (boxed).</p> <p>b. Warrant Officers & Non Commissioned Officers - George boots.</p> | Field officers (and Adjts), only, wear spurs of infantry pattern. |

| | | | |
|--|--|--|--|
| | | | |
|--|--|--|--|

Barrack Dress (No 13)

| Ser | Order of Dress/Item | Description | Remarks |
|-----|---------------------|--|---|
| 44. | Headdress | <p>a. Officers and Warrant Officers Class I - Guards dark baratheca cap with short drooped peak, brown leather chinstrap 3/8 ins wide retained by two small, “bronzed” POW Division pattern buttons. Cap badge in gunmetal.</p> <p>b. Warrant Officers Class II - forage cap as issued with gun metal cap badge.</p> <p>c. Non Commissioned Officers and Soldiers - khaki beret, Regimental cap badge and white hackle.</p> | <p>RRW cap badge but in gunmetal as is RWF custom.</p> <p>Staybright button as for No 2 Dress.</p> |
| 45. | Stable Belt | See Serial 33. | Worn outside pullover |
| 46. | Shirt | a. Officers and Warrant Officers Class I - Dark khaki brown shade officers’ issue pattern | |

| | | | |
|-----|-------------------------------------|---|--|
| | | shirt. b. Warrant Officers Class II, Non Commissioned Officers and Soldiers - as issued. | |
| 47. | Pullover | Standard issue pattern. | |
| 48. | Metal Shoulder Titles | Non Commissioned Officers and Soldiers - staybright gold 'R WELSH' | |
| 49. | Rank Badges | Cloth slides (see Serial 35) or slides with Eversleigh gunmetal rank badges. | Worn in both shirtsleeve order and pullover order. |
| 50. | Warrant Officers' & Sergeants' Sash | Issued red sash. | |
| 51. | Tie | a. Officers and Warrant Officers - Dark khaki brown woollen weave. b. Non Commissioned Officers and Soldiers - As issued | No tie to be worn in Summer order. |
| 52. | Shoes | a. Officers and Warrant Officers Class I: Brown Veldtschoen style shoes with toecap. | |

| | | | |
|-----|-------|--|--|
| | | <p>b. Warrant Officers Class II, Non Commissioned Officers and Soldiers: Black polished issued high boots.</p> | |
| 53. | Socks | <p>a. Officers & Warrant Officers - Brown</p> <p>b. Non Commissioned Officers and Soldiers - Black</p> | |

THE ROYAL IRISH REGIMENT

No 1 DRESS

NO 1 DRESS - ORDERS OF DRESS

1. **Ceremonial** - Sword Belt worn outside No1 Dress jacket with piper green sash over sword belt. The sword is hooked to the sword belt, pommel to the rear and scabbard toe forward. The tassels of the sash are to hang front and rear of the pommel. Crossbelt is not worn. Medals court mounted. Gloves black leather.
2. **Parade Dress** - Sword belt is worn underneath No 1 Dress jacket with the sword retained by the sword slings and carried by the scabbard. Crossbelt is worn. Medals court mounted. Gloves black leather
3. **Undress.** The crossbelt only, worn over the No 1 Dress jacket. Gloves black leather. No medals.

No 1 Dress - Ceremonial - Officer

| Ser (a) | Order of Dress/Item (b) | Description (c) | Remarks (d) |
|--------------------|--|----------------------------|---|
| 1 | No 1 Dress - Ceremonial - Officer | | To be worn by Officers when they are on the staff of Cs-in-C and other special appointments e.g. ADC, Company Commander at RMAS |

| | | | |
|---|----------------------------|--|--|
| 2 | Headdress | Caubeen - Irish Infantry Piper Green | The Caubeen is one of the most distinctive features of Regimental dress. Previously worn by pipers it was adopted for general wear by the Irish Brigade during the second world war. The green hackle was first worn by The Irish Fusiliers |
| 3 | Cap Badge | R IRISH Silver anodized aluminium | The silver angel harp and crown, cap badge is taken from the Ulster Defence Regiment, although theirs was brass, the gold cap badge is still worn with working dress. |
| 4 | Hackle | R IRISH Piper Green | After the disbandment of several Regiments at the introduction of Irish partition. The war office, as a mark of distinction to existing serving Irish Regiments, approved the wearing of the Kilt, Caubeen and hackle to pipers. The green hackle was the colour adopted by The Royal Irish Fusiliers. |
| 5 | Jacket, No 1 Dress | Officer's R IRISH - Jacket, waisted, no cloth belt. Buttons horn, black small, R IRISH Regiment. | The jacket is dark piper green in colour. The collar badges in silver are from the Royal Inniskilling Fusiliers and the buttons from the Royal Ulster Rifles. |
| 6 | Cords Shoulder Piper Green | | |

| | | | |
|----|---------------------------------|--|---|
| 7 | Badge of Rank - Officer | Miniature in silver anodized aluminium 5/8 Inch | |
| 8 | Boots Wellington - Boots George | a. Boots Wellington - Colonels and above. With Spurs. b. Boots George - Lieutenant Colonels and below | Wellington boots were invented by Wellington during the Peninsular war. The box spurs are a continuation from the days when Officers were mounted on horse. George boots, originally of light Infantry Origin, were adopted by the Irish Rifles due to the fact that they were originally classed as skirmishers or light troops. |
| 9 | Gloves | Black leather (Issue) | |
| 10 | Shirt | White without collar | |
| 11 | Socks | Black (Issue) | |
| 12 | Trousers | Piper Green Officer's R IRISH. Overalls for Colonels and above. | Dark piper green as Lt Calvary overalls to the Rifles pattern |
| 13 | Belts | Sword, waist, web | |
| 14 | Knots, Sword Silver. | Adjutants, Field Officers and above: | To be worn on the hilt of the sword with the acorn hanging loose below the tang of the hilt. Captains and below: to be |

| | | | |
|----|----------------------------|--|--|
| | | | worn coiled on the hilt of the sword with the acorn hanging loose below the Tang of the hilt. |
| 15 | Slings, swords, set | Shamrock silver lace $\frac{3}{4}$ inch on piper green leather: Straps. Long 1 - Short 1 | |
| 16 | Sashes | Piper Green silk with cord tassels | |
| 17 | Sword | L5A1 Rifle Regiment pattern. Scabbard - L4A1 Steel | The designated weapon of the officer as far as military history goes back. The sword carried during ceremonies today is standard Infantry pattern. |
| 18 | Medals | As entitled. Court mounted | |
| 19 | Belts shoulder (Crossbelt) | Worn in Parade dress and Undress | The crossbelt is black plastic with silver whistle and chains and a silver shamrock clasp from the Royal Ulster Rifles. The pouch on the back was originally used for carrying orders. Officers wear an Eagle badge on their crossbelt. A Royal Irish Fusiliers distinction to commemorate the capture of the 8th French Infantry Regiments Eagle Standard at Barrosa. |

No 1 Dress - Director of music

| Ser (a) | Order of Dress/Item (b) | Description (c) | Remarks (d) |
|------------|---------------------------------------|---|---|
| 01 | No 1 Dress - Director of music | | No 1 Dress is authorised for wear by members of the Band, Bugles, Pipes and Drums |
| 02 | Headdress | Caubeen - Irish Infantry Piper Green | |
| 03 | Cap Badge | R IRISH Silver anodized aluminium | |
| 04 | Hackle | R IRISH Piper Green | |
| 05 | Trousers | No 1 Dress Piper Green. Worn in No 1 and No 2 Dress | |
| 06 | Frockcoats | Bandmaster's Piper Green. | |
| 07 | Shoulder Cords | Piper Green | |
| 08 | Buttons | R IRISH silver, anodised aluminium | |

| | | | |
|----|---------------|--|--|
| 09 | Badges Collar | R IRISH Officer (Castle and scroll separate). Base of the castle to be ½ inch above base of and 2 inches in front of the opening of the collar. | The collar badges are Inniskilling castles and scroll with St George's flag. The castles originate from the Inniskilling Fusiliers. This can be dated to 1689 when survivors of the siege of Derry, were raised to form Tiffins Army or 'Tiffins Greys'. The Regiment was awarded, 'Castle' and title Inniskilling in 1695 for storming the Namvr Citadel. Later in 1751 they became known as 27th Inniskilling Regiment |
| 10 | Badges Arm | Embroidered silver on black (Lyre and crown large): Worn on right arm (Bandmaster) | |
| 11 | Gloves | Issue. Officers black leather | |
| 12 | Cape | Bandsman Green. To be worn when ordered | |
| 13 | Socks | Black issue | |
| 14 | Boots | George Boots | |
| 15 | Sash | Waist piper green | |

| | | | |
|----|--------|---|--|
| 16 | Belt | Sword waist web. Straps long and short, with the shamrock in silver lace, ¾ inch on piper green leather | |
| 17 | Shirt | White without collar | |
| 18 | Medals | As entitled Court mounted (R) | |

No1 Dress - Drum and Bugle Major

| Ser (a) | Order of Dress/Item (b) | Description (c) | Remarks (d) |
|--------------------|---|---|---|
| 1 | No1 Dress - Drum and Bugle Major | | No 1 Dress is authorised for wear by members of the Band, Bugles, Pipes and Drums |
| 2 | Headdress | Caubeen Irish Infantry, Piper green, with large regimental badge and green hackle. Worn by the Drum Major | |

| | | | |
|---|---------------|---|--|
| 3 | Headdress | Busby, black with piper green long plume, feather, green boss and badge. Worn by the Bugle Major. Badge on boss to anodized aluminium in miniature. Chin strap, silver chain on black leather | The Headdress is a Black Seal Rifle cap with green cloth crown and green cord boss with Royal Ulster Rifles pattern. The 6-inch Rifles pattern horsehair plume comes from the Royal Irish Rangers. The silver chains, 'chin scales', also come from the Royal Irish Rangers. |
| 4 | Jacket | No 1 Dress piper green. With Piper green piping, silver shamrock braid on collar and buttons R IRISH silver anodized aluminium. | |
| 5 | Trousers | No 1 and No 2 Dress, piper green. With legs tapered and elastic band for fitting under boot | |
| 6 | Badges Collar | R IRISH Soldiers. Single piece Inniskilling Castle and scroll. | Base of the castles to be ½ inch above the base of and 2 inches in front of the opening of the collar. |
| 7 | Badges arm | Embroidered silver on green. | For Drum Major (Drum large). For Bugle Major, (Bugle large surrounded by Shamrock) Badges for both are worn ½ inch above chevrons. |
| 8 | Gloves | Black leather issue | |
| 9 | Socks | Black issue | |

| | | | |
|----|---------------------|---|--|
| | | | |
| 10 | Boots | George Boots | |
| 11 | Sash | Shoulder, worsted red | |
| 12 | Shirts | White with no collar | |
| 13 | Belts | For Drum and Bugle Majors: Belts waist black No 2 with slings, straps long and short and the Regimental Crest on the belt buckle. | |
| 14 | Belt Regimental | Drum/Bugle Majors with case. | The Drum Major's belt will bear 15 Battle honours. The Bugle Majors will bear 13 battle honours and the bugle Emblem instead of miniature Drum Sticks. Battle honours on these belts will be the same throughout the Regiment. |
| 15 | Staves | Drum/Bugle Majors staves shall be black with silver fittings but without Battle Honours. | |
| 16 | Knots, swords black | Worn on the hilt of the sword with the acorn hanging loose below the tang of the hilt/ | |
| 17 | Swords | L5A1 Rifle Regiment Pattern with L4A1 | |

| | | | |
|----|--------|--|--|
| | | Scabbard | |
| 18 | Medals | As entitled and court mounted | |
| 19 | Canes | Bugle Major only. Black silver fittings (Carried at all times. | |

No1 Dress - Pipe Major and Pipers

| Ser (a) | Order of Dress/Item (b) | Description (c) | Remarks (d) |
|--------------------|---|--|---|
| 1 | No1 Dress - Pipe Major and Pipers | | No 1 Dress is authorised for wear by members of the Band, Bugles, Pipes and Drums |
| 2 | Headdress | Caubeen Irish Infantry, Pier Green with a large 4 inch Regimental Badge and Green Hackle | |
| 3 | Jacket - No 1 Dress, Pipers, Royal Irish Regiment | The Bottom of the Jacket is to be 15 inches above the top of the Kilt. Buttons, R IRISH | The jacket is dark faced blue, taken from the Royal Irish Fusiliers. |

| | | | |
|---|--|--|--|
| | | silver, anodised aluminium. Pipe Major's jacket to have ½ inch silver piping on chest bars. | |
| 4 | Kilt pipers Royal IRISH Regiment | Saffron with 3 green cloth shamrock patches on which badges are superimposed at 3 ½ inches 7 ½ inches and 10 ½ inches from the bottom of the kilt. The bottom of the kilt to be in line with and measured to the centre of the kneecap. | The following badges are displayed: Badge Cap R Inniskilling Badge Cap R Ulster Rifles Badge Cap R Irish Fusiliers |
| 5 | Cloak, Pipers Royal Irish (1) Regiment | Piper Green with silver Shamrock lace on collar, Tara brooch and chain, and French grey lining. The bottom of the cloak to be 1 ft from the ground | The cloak is dark green Rifles pattern with the lining taken from the Royal Inniskilling Fusiliers |
| 6 | Shawls, pipers, Royal Irish (2) Regiment | | The shawl will be of piper green serge and will measure 3 feet 6 inches square. The edge will be bound with a fringe of green and scarlet which will be 1 inch deep. It will be folded diagonally so as to have the three folded edges next to the neck and will be secured by the Tara Brooch. The shawl will be worn over the left shoulder strap. The rear end will hang free with the point in line with the bottom of the kilt. The Tara Brooch will be pinned to the shawl with |

| | | | |
|----|---------------------------|---|---|
| | | | the pin pointing outwards and level with the top button of the jacket. |
| 7 | Collar Badges | Single piece Inniskilling Castle and Scroll. | Base of the Castle to be ½ inch above the base of and 2 inches in from the front opening of the collar |
| 8 | Badges of Rank | Chevrons of silver shamrock lace on black worn on the right forearm by the Pipe Major and right upper arm by NCOs | |
| 9 | Shoes | Highland With shamrock buckle on tongue | |
| 10 | Sash, shoulder Red | Pipe Major - Silk; Pipe Sgt - worsted | |
| 11 | Purses Irish, pipers No 1 | Supported by silver chain belt and black leather strap. Royal Irish badge in anodized aluminium secured to the purse. | The Badge on the purse derives from The Royal Irish Rangers |
| 12 | Shirt | White without collar | |
| 13 | Stockings | No1 Dress Irish Regiments | |

| | | | |
|----|---------------------------|---|--|
| 14 | Medals | As entitled court mounted | |
| 15 | Belts | Waist pipers No 7. With chromium plate buckle and Regimental Crest. | |
| 16 | Cover, bag, bagpipe green | | The pipe bag cover is fringed red from the UDR |
| 17 | Cords, bagpipe scarlet | | The scarlet pipe cords derive from the UDR |
| 18 | Ribbons, bagpipe | Piper green, Petersham material | |

NOTES

1. Cloaks, piper are to be worn outdoors in No 1 Dress, Piper
2. Shawls, piper, may be worn during the summer months, at Mess Dinner Nights or similar occasions discretionary to Regimental Pipe President.
3. Pipe Major wears belt waist, No 2 with sword and sling
4. The wearing of swords by pipe Majors remains discretionary to the Regimental pipe president. (R)

No 1 Dress - Musicians, Buglers and Drummers

| Ser (a) | Order of Dress/Item (b) | Description (c) | Remarks (d) |
|------------|----------------------------|--------------------|----------------|
|------------|----------------------------|--------------------|----------------|

| | | | |
|---|---|--|--|
| 1 | No 1 Dress Musicians, Buglers and Drummers | | No 1 Dress is authorised for wear by members of the Band, Bugles, Pipes and Drums |
| 2 | Headdress | Caubeen. Irish Infantry, | piper green with large 4inch Regimental badge and green hackle: worn by Musicians and drummers |
| 3 | Busby. Worn by buglers. | Black with piper green plume, green boss and regimental badge: Badge on boss to be miniature silver anodized aluminium (similar to badge on Sgt's Mess Dress jacket); chin strap, silver chain on black leather. | |
| 4 | Jacket | No 1 Dress, piper green with piper green piping and buttons small R IRISH, silver anodized aluminium | |
| 5 | Trousers No1 and No 2 Dress | Bugler's trousers only will have tapered legs and elastic band for fitting below the boot. | |
| 6 | Cape, Bands man Green | Worn only when ordered to do so | |
| 7 | Badges Collar | Single piece Inniskilling Castle and scroll. | Base of castle to be ½ inch above base of and 2 inches in from the opening of the collar |

| | | | |
|----|------------------|--|--|
| 8 | Badges of Rank | WO1, WO2. SSgt: Embroidered silver on black. | Worn on the right arm only. |
| 9 | Chevrons of rank | Silver shamrock lace on black. | Worn on the right arm only. |
| 10 | Badges arm | Embroidered silver on piper green: | Lyre and Crown - Musicians. Worn on right arm Bugle Horn } The base to be 6 inches from the point Drum } of the shoulder |
| 11 | Cords | Dress, Band, Silver | |
| 12 | Socks | Black issue | |
| 13 | Boots | George - Buglers only | |
| 14 | Shoes | Highland - Musicians and Drummers | |
| 15 | Sash, shoulder | Worsted red - WOs. SSgts and Sgts | |
| 16 | Belts | Waist black No 2. | Band Sergeant Major only |
| 17 | Belts | Waist black plastic Chromium plate buckle with | |

| | | | |
|----|----------------------------|--|---------------------------|
| | | Regimental crest | |
| 18 | Belts | Shoulder with card case. | For musicians and buglers |
| 19 | Frogs | Black plastic. For Buglers | |
| 20 | Sword Bayonet and scabbard | For Buglers | |
| 21 | Aprons | Bass drum black - Leopard or Bearskin for GS BN | |
| 22 | Drum | Carriage, bass, black | |
| 23 | Drum | Carriage, side black | |
| 24 | Shirt | White issue without collar. | |
| 25 | Strings bugle | Green (R) | |

No 2 DRESS

| Ser (a) | Order of Dress/Item (b) | Description (c) | Remarks (d) |
|------------|----------------------------|---|---|
| 1 | Officers No 2 Dress | | |
| 2 | Headdress | Caubeen, Irish infantry, piper green | |
| 3 | Cap Badge | Regimental cap badge and green hackle. Silver anodized aluminium | |
| 4 | Jacket | No 2 Dress, with buttons, horn, black small, Royal Irish Regiment. A cloth belt will not be worn. The jacket is to be waisted. | The No 2 jacket is standard colour and design. |
| 5 | Trousers | No 2 piper green | |
| 6 | Badges of rank | $\frac{3}{4}$ inch black anodized | Piper green and black |
| 7 | Badges collar | $\frac{3}{4}$ inch silver Inniskilling Castle with separate scroll $\frac{1}{8}$ inch above castle turrets. Worn $\frac{1}{2}$ inch above base of collar. The centre turret $\frac{3}{4}$ inch from edge of collar with flags outward | The collar badges are Inniskilling castles and scroll with St George's flag. The castles originate from the Inniskilling Fusiliers. This can be dated to 1689 when survivors of the siege of Derry, were raised to form Tiffins Army or 'Tiffins Greys'. The Regiment was awarded, 'Castle' and title |

| | | | |
|----|--------------------------|--|---|
| | | | 'Inniskilling in 1695 for storming the Namvr Citadel. Later in 1751 they became known as 27th Inniskilling Regiment |
| 8 | Gloves | Black leather Officers | |
| 9 | Boots | George: To be worn when on parade | |
| 10 | Shoes | Highland: To be worn when not on parade | |
| 11 | Belts | Shoulder, officers black plastic, crossbelt, with large Regimental Crest and silver chain fittings. Pouch will bear a silver Eagle | |
| 12 | Shirts | No 2 Dress Officers and WOs1 - ivory-coloured shirt with black buttons | |
| 13 | Ties | No 2 dress Officers | |
| 14 | Socks | Black issue | |
| 15 | Blackthorn walking stick | Carried at the Commanding Officer's discretion | |
| 16 | Swords | L5A1 Rifle Regiment pattern with L4A1 | |

| | | | |
|----|--------------|---|--|
| | | scabbard | |
| 17 | Belts | Sword waist, web with straps black plastic, long and short | |
| 18 | Knots | Sword black leather. To be worn as for No 1 dress | |
| 19 | Medals | As entitled court mounted | |
| 20 | Colour belts | Worn by ensigns in place of cross belts. The sword belt is to be worn outside the jacket and covered with a No 1 Dress waist sash. The sword hooked to the sword belt, pommel to the rear and scabbard toe forward. | |

No 2 Dress - Soldiers

| Ser (a) | Order of Dress/Item (b) | Description (c) | Remarks (d) |
|------------|----------------------------|--------------------|----------------|
|------------|----------------------------|--------------------|----------------|

| | | | |
|---|--|---|--|
| 1 | No 2 Dress Soldiers | | |
| 2 | Headdress | Caubeen, Irish Infantry piper green | |
| 3 | Cap Badge | Regimental Cap badge and green hackle. Silver anodized aluminium | |
| 4 | Jacket | No 2 Dress. Buttons, horn black small, Royal Irish Regiment. | The black buttons had formerly been the choice of the Royal Ulster Rifles. Later adopted by the Royal Irish Rangers on amalgamation. |
| 5 | Trousers | No 2 Dress piper green | The trousers, previously worn by the Royal Ulster Rifles were later adopted by the Royal Irish Rangers on amalgamation |
| 6 | Badges of Rank | Embroidered piper green on black | |
| 7 | Badges of appointment e.g. Infantry qualification badges | Embroidered piper green on black | |
| 8 | Badges collar | One piece inniskilling Castle and scroll worn ½ inch above the Base of the collar with the centre turret ¾ inch from the edge of the collar | |

| | | | |
|----|--------------------|--|--|
| 9 | Sash Shoulder | Worsted red. Warrant Officers class 2, Staff Sergeants, and Sergeants | |
| 10 | Boots CH/Assult | Boots ammunition to be worn by Depot instructors, and instructors posted to RMAS | |
| 11 | Belts waist No 1 | For soldiers with chromium plate buckle and Regimental badge | |
| 12 | Belts waist No 2 | For Warrant Officers Class 2. Sashes to be worn over the belt. | |
| 13 | Pace sticks | For Warrant Officers. To be stained black | |
| 14 | Shirts No 2 Dress | Standard issued No 2 Dress shirt | |
| 15 | Ties, Khaki, braid | | |
| 16 | Socks | Issued pattern. Black socks to be worn by all R IRISH Warrant Officers | |
| 17 | Medals | As entitled and to be fully court mounted | |

| | | | |
|--|--|--|--|
| | | | |
|--|--|--|--|

No 3 DRESS

| Ser (a) | Order of Dress/Item (b) | Description (c) | Remarks (d) |
|------------|----------------------------|---|----------------|
| 1 | No 3 Dress all Ranks | | |
| 2 | Jackets | No 3 Dress, drill, satin white. To be worn instead of Jackets No 1 dress | |
| 3 | Jackets | No 3 Dress, drill, satin white (Scottish Regiments). To be worn by Pipe Major and Pipers | |
| 4 | Buttons | Horn, black, Royal Irish Regiment small | |
| 5 | Shawls | Piper green with scarlet lining and green scarlet fringe. To be worn by Pipe Majors and Pipers in place of cloaks | |

| | | | |
|---|-----------------|---|--|
| 6 | Titles shoulder | Metal Royal Irish Regiment. Worn by other Ranks; Officers will wear black badges of rank without backing. | |
|---|-----------------|---|--|

No 4 DRESS - WARM WEATHER

| Ser (a) | Order of Dress/Item (b) | Description (c) | Remarks (d) |
|--------------------|---|---|--|
| 1 | No 4 Dress Worn By Officers Only | | No 4 Dress is an issue Service Dress pattern uniform of stone coloured worsted material. It may be worn as weather/summer dress in NW Europe on appropriate formal occasions. It is not to be worn on parade with soldiers |
| 2 | Trousers | Piper green are to be worn with No 4 Dress | |
| 3 | Headdress | Badges, Embellishments and accoutrements to be worn in No 4 Dress will be identical with those described for wear with No 2 Dress, in Section 3 of these regulations. | |

| | | | |
|---|------------------------------------|--------------------|--|
| 4 | Shirts, Collars, Ties and footwear | As for No 2 Dress. | |
|---|------------------------------------|--------------------|--|

No 5 DRESS - DESSERT COMBAT UNIFORM

| Ser (a) | Order of Dress/Item (b) | Description (c) | Remarks (d) |
|--------------------|---|---|--|
| 1 | No 5 Dress - Dessert for Officers and soldiers | | No 5 Dress is comparable to No 9 Dress (Warm weather combat uniform) in that Dessert Combat Clothing comprising hat, jacket and trousers DPM will be issued to officers and soldiers Posted to: BATUS (Summer only) Cyprus) Middle East |
| 2 | Belts | Textile or PLCE are to be worn as ordered | |
| 3 | Boots | CH/Assult or appropriate theatre boots as ordered | |

| | | | |
|---|----------------|--------------------|--|
| 4 | Badges of rank | As for No 8 Dress. | |
|---|----------------|--------------------|--|

No 6 DRESS - WARM WEATHER DRESS

| Ser (a) | Order of Dress/Item (b) | Description (c) | Remarks (d) |
|--------------------|---|--|---|
| 1 | Warm Weather Dress - Officers and Soldiers | Headdress, footwear, badges, embellishments and accoutrements to be worn in No 6 Dress will be identical to those worn with No 2 Dress In Section 3 of these Regulations., with the following exceptions | No 6 Dress is an issue stone colour uniform worn by Officers and soldiers on ceremonial and formal parades in those warm weather areas formally described as semi-tropical. Officers need to purchase lightweight green trousers. |
| 2 | Rank Badges - Warrant Officers | Warrant Officers will wear silver metal rank badges on black leather strap on the right wrist when sleeves are rolled up | |
| 3 | Rank Badges NCOs | NCOs rank badges as worn with No 2 Dress will be worn on both sleeves | |
| 4 | Buttons | Horn, black, Royal Irish Regiment small | |

| | | | |
|---|-----------------|---|--|
| 5 | Shoulder Titles | Metal, Royal Irish Regiment | |
| 6 | Pipers | Pipers will wear a shawl, piper green in lieu of cloaks | |
| 7 | Pipers | Will wear Jacket, Bush, No 6 Dress (Scottish) | |

No 7 Dress - Warm weather working Dress - Officers and Soldiers

| Ser (a) | Order of Dress/Item (b) | Description (c) | Remarks (d) |
|--------------------|--|---|------------------------|
| 1 | Warm weather working Dress - Officers and Soldiers No 7 Dress | | |
| 2 | Beret | UDR pattern, piper green | |
| 3 | Cap Badge | UDR Pattern. Embroidered badge for Officers, gold metal badge for ORs | |

| | | | |
|----|--|--|--|
| 4 | Shirts | Combat 95 with sleeves rolled up | |
| 5 | Belts | Stable. RIFLE Green with 2 thin horizontal black bands at top and bottom of belt with silver buckle worn facing to the front. On the belt clasp is the Regimental badge surrounded by laurel leaves. | On amalgamation in 1992, the stable belt colours were Pillar box red for the Infantry, Brunswick green for Irish and oxford blue for royal. On 2011m, the design was changed to RIFLES green with black bands. |
| 6 | Boots | C/H Assult | |
| 7 | Trousers | Combat 95 | |
| 8 | Badges of Rank | Rank slide piper black on olive drab slide worn on front of shirt | |
| 9 | Jacket | Combat 95 Smock with issue green belt worn around the waist | |
| 10 | Blackthorn walking stick/ Pace Sticks | Officers and R IRISH Warrant Officers Class 1. Blackthorn walking sticks to be carried at the Commanding Officers discretion | Warrant Officers. Stained black Pace sticks, carried at the discretion of the Commanding Officer. (R) |

No 8 DRESS

| Ser (a) | Order of Dress/Item (b) | Description (c) | Remarks (d) |
|------------|---|--|----------------|
| 1 | Temperate Combat Uniform Officers and Soldiers | | |
| 2 | Caubeen | Except when helmets are ordered | |
| 3 | Cap Badge | UDR pattern. Embroidered badge for Officers, gold metal badge for ORs | |
| 4 | Boots | C/H Assault or special theatre boots if issued | |
| 5 | Smocks | Combat 95 | |
| 6 | Trousers | Combat 95 | |
| 7 | Badges of Rank | Officers, Warrant Officers, Staff sergeants and | |

| | | | |
|----|------------------------------------|--|--|
| | | below. DPM Slide. Black on olive drab, miniature, as issued. | |
| 8 | PLCE in accordance with SOPs/SOIs. | When PLCE is worn, belt textile is to be worn | |
| 9 | Other items of issue | As ordered by the CO | |
| 10 | Stable Belts | Stable belts are not to be worn in this order of dress. | |

No 10 DRESS - TEMPERATE MESS UNIFORM

No 10 DRESS - Temperate Mess Uniform - Officers

| Ser (a) | Order of Dress/Item (b) | Description (c) | Remarks (d) |
|--------------------|--|----------------------------|--|
| 1 | Temperate Mess Uniform - Officers | | Mess Dress for the Royal Irish Regiment is a scarlet jacket with piper green collar, lapels and cuffs. Miniature embroidered Tara Harp lapel badges and miniature court-mounted medals. Black George boots for SNCOs and |

| | | | |
|---|-----------|---|--|
| | | | <p>Wellington boots for officers. Officers and Warrant Officers Class 1 wear twisted shoulder cords secured by back buttons and miniature embroidered badges of rank on the shoulder. SNCOs wear embroidered badges of rank badge on the right arm. The waistcoat is also piper green with four silver Regimental buttons.</p> <p>Female Officers and Warrant Officers Class 1 to wear similar style jacket, waistcoat, shirt/blouse and black tie to male officers worn with either overalls or skirt of the same colour as the overalls.</p> |
| 2 | Headdress | Caubeen, Irish Infantry Piper green | |
| 3 | Badge | Regimental badge and green hackle. Silver anodised aluminium | |
| 4 | Jacket | Mess Dress scarlet. Regimental pattern with collar, lapels and cuffs in piper green. Cords shoulder, piper green and with miniature embroidered badges of rank 1/2 inch width. Black shoulder cord buttons with Regimental Badge. | |

| | | | |
|----|-------------|--|--|
| 5 | Badges | Regimental embroidered miniature in silver. Worn on the lapels of jacket, facing inward. Badges to be centred half way between the shoulder seam at neck and bottom of the roll collar | |
| 6 | Shirts | White, pique, soft fronted. With turn down collar. Only white buttons to be worn. | |
| 7 | Ties | Black, bow, double ended | |
| 8 | Waistcoats. | Piper Green. Regimental pattern with four flat silver buttons 22 line engraved with the Regimental Crest | |
| 9 | Overalls | Piper green. Regimental pattern - with two-inch mohair stripe in piper green on each outside seam. Instep securing straps to be fitted. | |
| 10 | Boots | Wellington | |
| 11 | Medals | Miniature and fully court mounted | |

| | | | |
|----|-----------|------------------------------|--|
| 12 | Box Spurs | Field Officers and Adjutants | |
| 13 | Socks | Issue Black. | |

No 10 DRESS - Temperate Mess Uniform - Warrant Officers and Sergeants Mess

| Ser (a) | Order of Dress/Item (b) | Description (c) | Remarks (d) |
|--------------------|---|---|---|
| 1 | Temperate Mess Uniform - Warrant Officers and Sergeants Mess | | Female Warrant Officers Class 2 and SNCOs to wear similar style jacket, waistcoat, shirt/blouse and black tie to male WOs and SNCOs worn with either trousers or skirt. |
| 2 | Headdress | Caubeen, Irish Infantry | |
| 3 | Cap Badge | Regimental Badge. Silver anodized aluminium. Green Hackle worn behind cap badge. | |
| 4 | Jacket | Mess Dress scarlet. Regimental pattern with | |

| | | | |
|---|-------------------|---|--|
| | | collar, lapels and cuffs in piper green; no buttons and no shoulder straps. Cords shoulder, piper green, secured by Regimental black buttons. To be worn by R IRISH Warrant Officers, Class 1 only. | |
| 5 | Badge of rank. | Silver badge of rank worn on the right arm only. Silver shamrock lace on black. | |
| 6 | Badges Regimental | Embroidered miniature in silver. Worn on lapels of jacket facing inwards. Badges to be centred halfway between the shoulder seam at neck and bottom of the roll collar. | |
| 7 | Shirts. | White pique soft fronted with turn down collar. Only plain white buttons are to be worn | |
| 8 | Ties | Black, bow double ended | |
| 9 | Waistcoats | Piper green in colour. Regimental pattern with four flat silver buttons 22 line engraved with the Regimental crest. | |

| | | | |
|----|------------------|--------------------------------------|--|
| 10 | Trousers | Mess Dress piper green | |
| 11 | Socks` | Black issue | |
| 12 | Boots | George Boots. Leather pattern only | |
| 13 | Miniature medals | As entitled and fully court mounted. | |

NO 11 DRESS - WARM WEATHER MESS UNIFORM

NO 11 DRESS - WARM WEATHER MESS UNIFORM - OFFICERS

| Ser (a) | Order of Dress/Item (b) | Description (c) | Remarks (d) |
|--------------------|--|---|---|
| 1 | No 11 Dress - Warm weather Mess Uniform. Officers | | No 11 Dress: Warm weather Mess Dress for Officers. Embellishments worn will be similar to those worn in No 10 Dress, Officers, as detailed in Section 9 of these regulations. |
| 2 | Jacket | Mess Dress piper green. Regimental pattern, to be worn instead of jacket mess dress, scarlet. | |

| | | | |
|---|-------------|---|--|
| | | Silver embroidered badges, cords shoulder and rank badges as for No 10 Dress. | |
| 3 | Cummerbund. | Piper green to be worn in place of waistcoat. | |

NO 11 DRESS - WARM WEATHER MESS UNIFORM - WARRANT OFFICERS AND SERGEANTS

| Ser (a) | Order of Dress/Item (b) | Description (c) | Remarks (d) |
|--------------------|--|---|---|
| 1 | No 11 Dress - Warm weather Mess Uniform. Warrant Officers and Sergeants | | No 11 Dress: Warm weather Mess Dress for the Warrant Officers and Sergeants. Embellishments worn will be similar to items worn in No 10 Dress, Warrant Officers and Sergeants, as detailed in Section 9 of these Regulations. |
| 2 | Jacket | Mess Dress piper green. Regimental pattern, to be worn instead of Mess jacket, scarlet. | |
| 3 | Cummerbund | Piper green to be worn instead of waistcoat. | As an alternative to No 11 Dress, Warrant Officers and Sergeants, in warm weather stations, the Commanding Officer may permit the wearing of piper green cummerbund |

| | | | |
|--|--|--|---|
| | | | in No 10 Dress in place of the waistcoat. |
|--|--|--|---|

No 12 DRESS - OVERALL CLOTHING ALL RANKS

| Ser (a) | Order of Dress/Item (b) | Description (c) | Remarks (d) |
|--------------------|--|--|---|
| 1 | No 12 Dress - Overall clothing. All Ranks | | This Dress is to be loose fitting for safety purposes and waist belts are not to be worn outside the overall. |
| 2 | Headdress | Beret UDR pattern, piper green | |
| 3 | Cap Badge | UDR pattern. Embroidered badge for Officers, gold metal badge for Ors. | |
| 4 | Overalls | As issued | |
| 5 | Boots | CH/Assult. | |

No 13 DRESS - BARRACK DRESS ALL RANKS

| Ser (a) | Order of Dress/Item (b) | Description (c) | Remarks (d) |
|------------|--|---|---|
| 1 | No 13 Dress - Barrack Dress All Ranks | | Note No 14 Dress and Barrack Training dress training now replaced by Combat 95. |
| 2 | Headdress | Caubeen, Irish Infantry piper green. | |
| 3 | Regimental badge | Silver anodized aluminium, and green hackle | |
| 4 | Shirt | No 2 Dress. Officer pattern for Officers and Warrant Officers (Ties to be worn at the discretion of the Commanding Officer) | |
| 5 | Jersey Universal | | |
| 6 | Titles | Metal R IRISH Regiment. Worn by soldiers on piper green material which will slip on the shoulder straps of either jersey or shirt | |
| 7 | Badges of rank: Officers | $\frac{3}{4}$ inch black anodized aluminium worn with | |

| | | | |
|----|---|---|--|
| | | metal shoulder titles, by officers, on piper green material which will slip on the shoulder straps of either jersey of shirt. | |
| 8 | WOs, PM,DM. | Embroidered green rank badges to be worn on right sleeve as for No 2 Dress | |
| 9 | NCOs | No 2 Dress piper green badges of rank will be sewn on a brassard and worn on the right arm only. The brassard will be held in position on the arm by a loop through the shoulder strap. | |
| 10 | No 13 Dress - Barrack Dress All Ranks Cont'd | | |
| 11 | Belts stable | Worn outside the jersey universal wool and fastened forward of the left hip belt buckle to be worn facing forward., | |
| 12 | Shoes | Highland for Officers and Warrant Officers | |
| 13 | Blackthorn Walking Stick | Officers and Warrant Officer Class 1. At the discretion of the Commanding Officer | |

| | | | |
|----|------------|---|--|
| 14 | Pace stick | Black in colour. Warrant Officers Class 2 (CSM) (and Warrant Officers Class 1 when on parade) | Pace Sticks will also be carried by Platoon Sergeants/ Depot instructors, Depot R IRISH. |
| 15 | Trousers | No 2 Dress piper green | |
| 16 | Boots | CH/Assult For Soldiers. | |

DIGITAL PHOTO REFERENCE - ACCOUTREMENTS AND DRESS THE R IRISH REGIMENT


- | | | |
|-----|---------------------------------------|---|
| 1. | No 1 Dress | - Officer R IRISH (Ceremonial) |
| a. | No1 Dress | - Officer Parade Dress |
| b. | No1 Dress | - No1 Undress |
| 2. | Headdress | - Caubeen Cap badge and Hackle (As Per Ser1) |
| 3. | Jacket/Buttons | - Horn, black small Royal Irish Regiment |
| 4. | Cords | - Shoulder piper green |
| 5. | Badge of rank | - Miniature anodized aluminium 5/8 inch (As Per Ser 4) |
| 6. | Boots George | - Lt Colonels and below |
| 7. | Gloves | - Black |
| 8. | Trousers | - Piper Green |
| 9. | Slings sword set | - Shamrock silver lace |
| 10. | Sword | - L5A1 Rifle Regiment pattern |
| 11. | Crossbelt | - Worn in Parade Dress and undress (As Per Ser 1a) |
| 12. | Collar Badge | - Inniskilling Castles and scroll with St George's Flag (Split) |
| 13. | Medals | - Court mounted |
| 14. | No 1 Dress - Director of Music | |
| 15. | Headdress | - As per Ser 14 |
| 16. | Frock coat | - Buttons R IRISH silver |
| 17. | Buttons Silver | |
| 18. | Cords | - As per Ser 4 |
| 19. | Trousers | - As per Ser 8 |
| 20. | Slings sword set | - |
| 21. | Sword | - |
| 22. | Collar Badge | - As per Ser 12 |

| | | |
|------|------------------------------------|---|
| 23. | Medals | - As per Ser 13 |
| 24a. | No 1 Dress | - Drum/ Bugle Major/ Pipe Major Front |
| 24b. | No 1 Dress | - Drum/ Bugle Major/ Pipe Major Rear |
| 25. | Headdress | - Caubeen with large Regimental badge (Drum Major) |
| 26. | Headdress | - Busby (Bugle Major) |
| 26a. | Headdress | - Busby Side (Bugle Major) |
| 27. | Jacket/buttons/Sash | - Piper green with R IRISH silver buttons. Sash worsted red |
| 28. | Trousers | - As per Ser 8 |
| 29. | Badges Collar | - R IRISH soldiers |
| 30. | Badges arm | - Bugle Major |
| 31. | Badges arm | - Drum Major |
| 32. | Boots | - George |
| 33. | Belt | - Drum Major |
| 34. | Belt | - Bugle Major (Not available) |
| 35. | Stave | - Drum Major |
| 36. | Knots sword black | - As Per Ser 20 |
| 37. | Medals | - As per Ser 13 |
| 38. | Cane | - Bugle Major only |
| 39. | No 1 Dress Piper/Pipe Major | |
| 40. | Headdress | - As Per Ser 25 |
| 41. | Kilt | - Saffron |
| 42. | Cloak | - |
| 43. | Shawl | - |
| 44. | Collar Badge | - As per Ser 29 |
| 45. | Badges of Rank | - Silver shamrock lace on black. |
| 46. | Shoes | - Highland with shamrock buckle |
| 47. | Stockings | - No 1 Irish Regiments |
| 48. | Medals | - As per Ser 13 |

| | | |
|------|-----------------------------|---|
| 49. | No 1 Dress Musicians | - Musician |
| 50. | No 1 Dress Musician | - Rear |
| 51 | No 1 Dress | - Drummer |
| 52. | Jacket and buttons | - As per Ser 27 |
| 53 | Trousers | - As per Ser 8 |
| 54. | Badges collar | - As per Ser 29 |
| 55. | Badges of Rank. | - Drummer |
| 56. | Chevrons | - Silver Right arm only |
| 57. | Cords | - As per Ser 49 |
| 58. | Belts | - Shoulder card case (As per Ser 50) |
| 59. | No 2 Dress Officer | - Parade Dress |
| 59a. | No 2 Dress | - Ceremonial |
| 59b. | No 2 Dress | - Officer with Black thorn |
| 60. | Side view | - With Sword. |
| 61 | Headdress | - As Per Ser 2 |
| 62. | Jacket and Buttons | - As Per Ser 65 |
| 63. | Badge of Rank | - |
| 64. | Collar Badge | - |
| 65. | Cross Belt | - |
| 65a. | Sword and Knot | - |
| 66. | Medals | - As Per Ser 13 |
| 67. | No 2 Dress Soldiers | - |
| 68. | Headdress | - Caubeen |
| 69. | Jacket/buttons | - Soldiers No 2 Dress |
| 70. | Badges of rank | - Piper green on black |
| 71. | Badge collar | - One piece Inniskilling castle and scroll. |
| 72. | Badge backing | |
| 73. | Sash | - Worsted red. WOs, SSgts and Sgts |

| | | |
|------|--------------------|--|
| 74. | Boots/Shoes | - CH/ Assault Ors - Brogues WOs |
| 75. | Shirt | - Officer pattern WOs Ors No 2 dress |
| 76. | Medals | - As per Ser 13 |
| 77a. | Belt | - Soldier No 2 Dress |
| 77b. | Belt | - WO2 No 2 Dress |
| 78. | No 3 Dress | - Special issue (photo to be added) |
| 79. | No 4 Dress | - Special issue (photo to be added) |
| 80. | No 5 Dress | - Dessert Combat |
| 81a. | No 5 Dress | - With Caubeen |
| 82. | No 6 Dress | - Ceremonial issue (photo to be added) |
| 83. | No 7 Dress | - Combat 95 Warm weather |
| 84. | No 8 Dress | - Combat 95 Temperate weather |
| 86. | No 10 Dress | - Mess dress Officer |
| 87. | No 10 Dress | - Mess Dress SNCO |
| 88. | No 11 Dress | - Special Issue (Photo to be added) |
| 89. | No 12 Dress | - Overall clothing (No photo) |
| 90. | No 13 Dress | - Officer |
| 91. | No 13 Dress | - SNCO/OR |
| 92. | No 14 Dress | - Combat 95. |

PARACHUTE REGIMENT

| Serial (a) | Main Features (b) | Description (c) |
|---------------|-----------------------|--|
| 1 | Cap Badge | Anodised white metal of Ministry of Defence sealed pattern |
| 2 | Collar Badge | <p>Anodised White Metal</p> <p>For all ranks with No 1 Dress.</p> <p>For all ranks other than Officers and Warrant Officers with No 2 Dress.</p> <p>For Sergeants with No 10 Dress.</p> <p>For Officers, Warrant Officers and Sergeants with No 11 Dress.</p> <p>Bronze For Officers and Warrant Officers with No 2 Dress.</p> |
| 3 | Facing Colour (Dress) | N/A |
| 4 | Tunic Buttons | Gilt metal of Ministry of Defence sealed pattern. |
| 5 | DZ Flash | <p>6cm x 6cm as follows:</p> <p>1st Bn The Parachute Regiment - Maroon</p> <p>2nd Bn The Parachute Regiment - Dark Blue</p> <p>3rd Bn The Parachute Regiment - Bottle Green</p> <p>4th(Volunteer) Bn The Parachute Regiment – Black</p> <p>RHQ – 4 colours in vertical stripes</p>  |
| 6 | Lanyard | <p>Regimental Headquarters The Parachute Regiment - Maroon, Bottle Green, Dark Blue entwined.</p> <p>1st Bn The Parachute Regiment - Maroon</p> <p>2nd Bn The Parachute Regiment - Dark Blue</p> <p>3rd Bn The Parachute Regiment - Bottle Green</p> <p>4th(Volunteer) Bn The Parachute Regiment</p> |

| | | |
|---|-------------------|--|
| | | - Black |
| 7 | Stable Belt | Maroon with silver buckle endorsed with Parachute Regiment badge |
| 8 | Special Arm Badge | <p>The parachute badge is to be worn on the right upper arm and is to positioned 25 mm (1 inch) down from the point of the shoulder on the Smock Parachutist and on the Jacket Field DPM or on the Jacket Combat Lightweight.</p> <p>b. The DZ Flash is to be worn on the right upper arm and is to be positioned 12mm (1/2 inch) below the bottom of the parachute badge on the Smock Parachutist and on the Jacket Field DPM or on the Jacket Combat Lightweight.</p> <p>c. The DZ Flash is to be 70 mm (2 ¾ inches) x 70 mm (2 ¾ inches) square and of the following colours:</p> <p>16 AA Formation Badge - Sky blue/Maroon chequered badge with Eagle</p> |

Nos 1 and 3 Dress

| Serial (a) | Main Features (b) | Description (c) |
|---------------|--|---|
| 9 | Headdress | The maroon beret with The Parachute Regiment Badge is to be worn with ALL forms of dress. The beret presently of issue pattern has a black leather band. |
| 10 | Tunic Collar Badge Special Arm Badge (if any) Tunic Buttons | Ordnance issue with 25mm (1 inch) maroon stripe down the trousers and maroon piping on the shoulder straps. Lanyards are not to be worn. |
| 11 | Rank Badges | 1 inch gilt metal MOD sealed pattern, |

| | | |
|----|---------------|---|
| 12 | Trousers | Ordnance issue with 25mm (1 inch) maroon stripe down the trousers |
| 13 | Accoutrements | <p>Sam Browne belts are to be dark tan in colour. Sword frogs are to be worn at all times with the Sam Browne belt</p> <p>Red worsted sashes are to be worn by all Warrant Officers Class 2 and senior NCOs</p> <p>Red silk sashes are to be worn by Warrant Officers Class 1.</p> <p>Yellow worsted dress cords for Band only.</p> <p>Belt, waist, white plastic OR. Band Sergeant Majors and Drum Majors are to wear Warrant Officer white pattern sword belt.</p> <p>Warrant Officers Class 1 are to wear Officer pattern shirts and ties.</p> |
| 14 | Sword | Swords Staff Sergeants No 4 are to be worn by Drum Majors and Band Sergeant Majors. |
| 15 | Footwear | On parade Boots Black are to be worn. Brown issue shoes may be worn on other occasions. |
| 16 | Gloves | Unlined brown leather gloves. |

Nos 2 and 4 Dress

| Serial (a) | Main Features (b) | Description (c) |
|---------------|----------------------|---|
| 17 | Nos 2 and 4 Dress | |
| 18 | Headdress | The maroon beret with The Parachute Regiment Badge is to be worn with ALL forms of dress. The beret presently of issue pattern has a black leather band. |

| | | |
|----|--|--|
| 19 | Tunic Collar Badge Tunic Buttons | <p>Officers</p> <p>Brown khaki barathea (21/22 ounces), breast pockets with three point flap and box pleat down the centre, not sewn down. Bottom pockets bellows with hole and bottom fastening. Pointed cuffs on sleeves 65mm (2.5 inches) wide rising up to 150 mm (6 inches) at the point. Four large fold anodised buttons down front. Small gold anodised buttons on the shoulder straps and pockets. Bronze collar badges. 18mm (.75 inch) anodised and enamel stars (anodised and velvet crowns). Collar badges, parallel with the ground above the 'V' of the collar and not more than 25mm (1 inch) nor less than 12mm (.5 inch) from the apex of the 'V'. Single vent in the back. Lined with rayon. No waist hooks.</p> |
| 20 | Rank Badges | 1 inch gilt metal MOD sealed pattern - |
| 21 | Trousers | Brown khaki barathea (21/22 ounces) similar to the jacket. No turn ups. Minimum width of the bottom of the trousers to be 420mm (16.5 inches). Trousers are not to be 'drain piped'. Trousers are to be j=hollowed over the instep. No belt loops. |
| 22 | Accoutrements | <p>Sam Browne belts are to be dark tan in colour. Sword frogs are to be worn at all times with the Sam Browne belt</p> <p>Red worsted sashes are to be worn by all Warrant Officers Class 2 and senior NCOs</p> <p>Red silk sashes are to be worn by Warrant Officers Class 1.</p> <p>Belt, waist, white plastic OR.</p> <p>Warrant Officers Class 1 are to wear Officer pattern shirts and ties.</p> |
| 23 | Sword | The sword knot is to be worn neatly wound round the guard of the sword by all officers. |
| 24 | Footwear | On parade Boots Black are to be worn. Brown issue shoes may be worn on other occasions. |

| | | |
|----|--|---|
| 25 | Gloves | Unlined brown leather gloves. |
| 26 | Tunic Collar Badge Tunic Buttons | OR's Jacket of Ordnance issue are to be worn. No modifications are permitted. Parachute Regiment buttons are to be worn on the jacket, also anodised silver collar badges (bronzed for Warrant Officers) and parachute wings (if entitled). |
| 27 | Rank Badges | Regulation worsted with khaki background trimmed to _inch |
| 28 | Trousers | Trousers of Ordnance issue are to be worn. No modifications are permitted. |
| 29 | Accoutrements | WO1's Sam Browne belts are to be dark tan in colour. Sword frogs are to be worn at all times with the Sam Browne belt. WO's and SNCO's Red worsted sashes are to be worn by all Warrant Officers Class 2 and senior NCOs Red silk sashes are to be worn by Warrant Officers Class 1. WO2, SNCO and OR's Belt, waist, green. Warrant Officers Class 1 are to wear Officer pattern shirts and ties. Shirt issued NO2 Dress |
| 30 | Sword | WO1's The sword knot is to be worn neatly wound round the guard of the sword by all officers. |
| 31 | Footwear | On parade Boots Black are to be worn. WO1's Brown issue shoes may be worn on other occasions. |

NO 4 Dress - Officers and Warrant Officers

| Serial (a) | Main Features (b) | Description (c) |
|---------------|--|---|
| 32 | Headdress | The maroon beret with The Parachute Regiment Badge is to be worn with ALL forms of dress. The beret presently of issue pattern has a black leather band. |
| 33 | Tunic Collar Badge Tunic Buttons | Single breasted to button four with step collar - 50 mm (2 inches) wide loose belt - two patch breast pockets with 50mm (2 inch) wide pleat and three pointed flap - bottom pockets bellows with hole and button fastening - pointed end detachable shoulder straps - centre back vent - two piece sleeve with laid on pointed cuffs 100mm (4 inches) deep at point and 75 mm (3 inches) deep at the hindarm seams - detachable belt hooks - self buggy lining and shoulder facings with inside breast pocket left side - detachable buttons of which 4 large gold anodised down front and small gold anodised on shoulder straps and pockets - collar badges and badges of rank as for No 2 Dress. |
| 34 | Trousers | For wear with or without braces - straight waistband with extension - six belt loops - waist adjusting side straps on waistband - slanted side pockets - single pleat in each topside - plain bottoms - button fly. |
| 35 | Accoutrements | <p>Offrs and WO1's</p> <p>Sam Browne belts are to be dark tan in colour. Sword frogs are to be worn at all times with the Sam Browne belt.</p> <p>WO's and SNCO's</p> <p>Red worsted sashes are to be worn by all Warrant Officers Class 2 and senior NCOs</p> <p>Red silk sashes are to be worn by Warrant Officers Class 1.</p> <p>WO2, SNCO and OR's</p> |

| | | |
|--|--|---|
| | | <p>Belt, waist, green.</p> <p>Warrant Officers Class 1 are to wear Officer pattern shirts and ties.</p> <p>Shirt issued NO2 Dress</p> |
|--|--|---|

NO 5 Dress

| Serial (a) | Main Features (b) | Description (c) |
|---------------|----------------------|---|
| 36 | NO 5 Dress | No 5 Dress comprises the following items: Jacket Desert DPM, Trousers Desert DPM, Hat Desert DPM, Boots black high leg or Boots desert. |
| 37 | Rank Badges | <p>Officers. Combat DPM slides with subdued rank worn either on the shoulder epaulette on the Smock Parachutist or on the front epaulette on the Field Jacket DPM.</p> <p>Warrant Officers and NCOs. The issue combat rank badge is to be worn either sewn in the appropriate place on the right sleeve, right forearm or 25mm below the DZ flash or on a slide on the front epaulette on the Field Jacket DPM.</p> |
| 38 | Accoutrements | Stable Belt |

NO 8 Dress

| Serial (a) | Main Features (b) | Description (c) |
|---------------|----------------------|--|
| 39 | NO 8 Dress | No 8 Dress for the Parachute Regiment comprises the following items: |

| | | |
|----|---------------|---|
| | | <p>a. Smock Parachutist x 1.</p> <p>b. Jacket DPM Field x 1.</p> <p>c. Jacket Combat Lightweight x 3.</p> <p>d. Trousers Combat Lightweight x 3.</p> <p>e. Norwegian/T Shirt x 2+4.</p> <p>f. Softee Liner x 1.</p> <p>g. Liner DPM MVP (Goretex Jacket) x 1.</p> <p>h. Overtrousers DPM MVP x 1.</p> <p>i. Gaiters x 1.</p> <p>j. Gloves Combat x 1.</p> <p>k. Contact Gloves x 1.</p> |
| 40 | Rank Badges | <p>Officers. Combat DPM slides with subdued rank worn either on the shoulder epaulette on the Smock Parachutist or on the front epaulette on the Field Jacket DPM.</p> <p>Warrant Officers and NCOs. The issue combat rank badge is to be worn either sewn in the appropriate place on the right sleeve, right forearm or 25mm below the DZ flash or on a slide on the front epaulette on the Field Jacket DPM.</p> |
| 41 | Accoutrements | Stable Belt |

NO 10 Dress

| Serial (a) | Main Features (b) | Description (c) |
|---------------|----------------------|--------------------|
|---------------|----------------------|--------------------|

| | | |
|----|--|--|
| 42 | Tunic Collar Badge Tunic Buttons | <p>Officers</p> <p>Jacket A scarlet superfine mess jacket with maroon superfine cloth roll collar, shoulder straps and pointed cuffs; lined scarlet and quilted; one gilt and silver mounted button on each shoulder strap; 5/8 inch silver embroidered rank badge; silver embroidered collar badges</p> <p>Waistcoat To be made of dark blue superfine material with a U front with lapels and four mounted gilt and silver buttons and two welted pockets.</p> <p>SNCO's</p> <p>Jacket 1939 pattern. Scarlet superfine cloth with maroon superfine cloth roll collar and pointed maroon superfine cloth cuffs. Maroon shoulder straps sewn down under collar. Soldier pattern collar badges. Lined scarlet art silk.</p> <p>Waistcoat To be made of dark blue superfine material with a U front with lapels and four mounted gilt and silver buttons and two welted pockets.</p> |
| 43 | Trousers | No 1 Dress trousers. Mess half-wellington or George boots. |
| 44 | Rank Badges | Rank badges and chevrons $\frac{3}{4}$ size (local purchase), Skill at Arms badge, Parachute Wings, gold and silver embroidered |
| 45 | Accoutrements | <p>Officers</p> <p>Soft Marcella (pique) shirt (white) with soft collar. Stiff shirts are only to be worn on ceremonial occasions, eg. When a tailcoat and white tie are worn by civilians. Cuff links (Regimental or plain) are to be worn with the shirt.</p> <p>Black bow of butterfly shape. It is not to be of unconventional design, eg. Pointed at the tips, elongated or of velvet.</p> |

| | | |
|--|--|---|
| | | <p>Medals court mounted and pinned on the left lapel above badge.</p> <p>SNCO's</p> <p>A plain white shirt is to be worn on all occasions.</p> <p>Warrant Officers Class 1 are authorised to wear Officers pattern collar badges</p> |
|--|--|---|

NO 11 Dress

| Serial (a) | Main Features (b) | Description (c) |
|---------------|--|--|
| 46 | Tunic Collar Badge Tunic Buttons | A white drill jacket of roll neck collar type with white cloth epaulettes sewn directly onto the collar at each end. White metal or silver collar badges fixed in the centre of the lapels. |
| 47 | Trousers | No 1 Dress trousers. Mess half-wellington or George boots. |
| 48 | Rank Badges | As NO 10 Dress |
| 49 | Accoutrements | <p>Shirt - Plain white soft evening shirt and soft turn down collar.</p> <p>Cumber band - Heavy ribbed silk 150 mm (6 inches) wide. Fastened with 2 straps and buckles with concealing flap. Lined white art silk.</p> <p>Tie - Black bow of butterfly shape. It is not to be of unconventional design, eg. Pointed at the tips, elongated or of velvet.</p> <p>Medals court mounted and pinned on the left lapel above badge.</p> |

NO 13 Dress

| Serial (a) | Main Features (b) | Description (c) |
|---------------|----------------------|--------------------|
|---------------|----------------------|--------------------|

| | | |
|----|-------------|--|
| | | |
| 50 | NO 13 Dress | This has now been superseded by No 8 Dress, see Section 8. |

NO 14 Dress

| Serial (a) | Main Features (b) | Description (c) |
|-----------------------|------------------------------|--|
| 51 | NO 14 Dress | This has now been superseded by No 8 Dress, see Section 8. |

THE ROYAL GURKHA RIFLES

| Serial (a) | Main Features (b) | Description (c) |
|-----------------------|------------------------------|--|
| 1 | Cap Badge | Two Kukris pointing upwards, the blades crossed left over right, cutting edges outwards, ensigned with a crown, all in silver. |
| 2 | Collar Badge | Same as cap badge. Only worn on Mess Dress jacket. Note. Regtl collar badges tips of kukris 7/10 in apart. |
| 3 | Facing Colour (Dress) | Rifle Green |
| 4 | Tunic Buttons | Black with Regimental badge |
| 5 | TRF | Black crossed kukris on green background. 2in X 1.5in. |
| 6 | Lanyard (Whistle cord) | Black with one fixed and 2 sliding runners. Officers: Double cord. WO and SNCOs: Single cord. |
| 7 | Stable Belt | Canvas web 2 9/10 in deep with from top black 1 4/10 in deep, red 1/10 in deep, rifle green 1 4/10 in deep. Fastened at middle front with two black leather straps (facing wearers left side) into white metal buckles. Length adjusting slide in white metal. |
| 8 | Special Arm Badge | Nil |
| | Special Distinction | Nil |

Brief Details of Uniform under Orders of Dress

NOS 1 AND 3 DRESS

| Serial (a) | Main Features (b) | Description (c) |
|---------------|----------------------|--|
| 9 | Headdress | <p>Officers. Forage Cap. Rifle green with black piping. Plain black braid band (same material as on seam of overalls). Black patent leather peak and chin-strap secured by 2 X 22 line Regtl buttons. Regtl badge with tips of kukris 7/10 ins apart mounted on black beehive boss 1 2/10 ins diameter at base. Badge to be mounted so that centre is level with join of top of braid and vertical seam on front of hat. Field Officers black oak leaf braiding on peak.</p> <p>QGOOs and GORs wear Kilmarnock. QGOO pattern is black embroidered. GOR pattern plain black with red touri.</p> |
| 10 | Tunic | <p>No 1 Dress Tunic: Standard rifle green with cloth epaulettes for GORs and broad braided cords for officers. The collar has red piping round base.</p> <p>No 3 Dress Jacket: Standard white with red piping round base of collar.</p> <p>No 1 Dress jacket for Pipers is cut-away Scottish Lowland pattern and worn with Douglas tartan trews.</p> <p>Buttons: Regtl button 30 line.</p> |
| 11 | Rank Badges | <p>Officers: Black medium.</p> <p>GORs: Black on rifle green worsted.</p> |
| 12 | Trousers | Officers wear mess overalls, QGOOs and GORs wear trousers. |
| 13 | Accoutrements | <p>Officers: Pouch belt, sword belt and black slings.</p> <p>GORs: Black Regtl belt on black cummerbund.</p> <p>GORs may also wear qualification badges and good conduct chevrons black on rifle green worsted.</p> |
| 14 | Sword | <p>Light Infantry pattern; metal scabbard and black leather sword knot.</p> <p>GORs: Issue Kukri.</p> |

| Serial (a) | Main Features (b) | Description (c) |
|-----------------------------|------------------------------------|--|
| 15 | Footwear | Officers: George Boots (adjutants and field officers wear spurs). GORs: Shoes Highland. |
| 16 | Gloves | Officers: Black leather. GORs: Black issue. |

NOS 2 AND 4 DRESS

| Serial (a) | Main Features (b) | Description (c) |
|-----------------------------|------------------------------------|--|
| 17 | Headdress | Officers. No 1 Dress Hat; Side Cap worn with No 2 Dress Undress. Officers and GORs. Hat Felt Gurkha with regimental pugri worn in place of No 1 Dress Hat and Kilmarnock as ordered. |
| 18 | Jacket and Trousers | Standard pattern kakhi jacket and trousers with red piping on outside of jacket collar. No 4 Dress Jacket. Standard pattern with red piping on outside of jacket collar. |
| 19 | Buttons | RGR pattern, 4 X 40 line buttons in front, remaining buttons 30 line. |
| 20 | Rank Badges | Officer: Black medium. GORs: Black on rifle green worsted. |
| 21 | Sword | Light Infantry pattern; metal scabbard and black leather sword knot. GORs: Issue Kukri. |
| 22 | Belt | Officers: Pouch belt, sword belt and black slings. GORs: Black Regtl belt on black cummerbund. |
| 23 | Sash | NCOs taking post as Pl Sgt, CQMS or CSM: Black |

| Serial (a) | Main Features (b) | Description (c) |
|-----------------------------|------------------------------------|---|
| | | Worsted. |
| 24 | Shoulder titles | Black metal parallel lines with black Roman capitals 'RGR' secured by spikes and holders. |
| 25 | Tie | Khaki woven Officers or khaki ORs. |
| 26 | Shirt | Officers: Shirt RA. GORs: Shirt No 2 Dress. |
| 27 | Officers' Gloves | Black leather. |
| 28 | Footwear | Officers: George Boots. GORs: Shoes Highland. |
| 29 | Socks | Officers: Black. GORs: Khaki issue. |

NOS 5 AND 8 DRESS (WARM WEATHER/TEMPERATE)

| Serial (a) | Main Features (b) | Description (c) |
|-----------------------------|------------------------------------|---|
| 30 | Beret | Rifle green. |
| 31 | Badge | Details at Serial 1. |
| 32 | Stable Belt | Details at Serial 7. |
| 33 | TRF | Details at Serial 5. |
| 34 | Rank | Officers: OG Slides. GORs. Black tape right arm. |

NO 10 DRESS - (MESS DRESS - TEMPERATE)

| Serial (a) | Main Features (b) | Description (c) |
|-----------------------------|------------------------------------|--|
| 35 | Jacket | Face cloth with nap. Rifle green. Closed neck light cavalry pattern. Black frogging on front, black embroidery behind. Cuffs black velvet and braid. High collar black embroidery on red backing. Braided cord epaulettes tapering from 3/4 in to 1 in, sewn down with net button. |
| 36 | Hat | Side Cap. Plain rifle green with 2 Regtl buttons 22 line at front. Officers badge as for No 1 Dress hat, mounted on black beehive boss 9/10 in wide at base. SNCOs issue Regtl badge fixed with shank and split pins. |
| 37 | Waistcoat | Rifle green. Backless full front to neck. Line of black embroidery with red backing down front. |
| 38 | Rank Badges | Small metal black. |
| 39 | Shirt | Plain white without collar. Plain gold or Regtl cuff links. |
| 40 | Overalls | Black, close fitting. Black braid 1 9/10 ins wide down outside seams. Fastened under instep with black leather strap and buckle. |
| 41 | Footwear | Mess Wellingtons or George Boots (boxed for spurs, worn by field officers and adjutants). |
| 42 | Socks | Black. |

NO 11 DRESS - (MESS DRESS - TROPICAL)

| Serial (a) | Main Features (b) | Description (c) |
|-----------------------------|------------------------------------|--|
| 43 | Jacket | Rifle green high closed neck, light cavalry pattern. Plain V cuff. Red piping round base of collar. Shoulder cords as for temperate order. Regtl collar badges tips of kukris 7/10 in apart. |

| Serial (a) | Main Features (b) | Description (c) |
|-----------------------------|------------------------------------|---|
| | | SNCOs. No shoulder cords. |
| 44 | Hat | Side Cap. Plain rifle green with 2 Regtl buttons 22 line at front. Officers badge as for No 1 Dress hat, mounted on black beehive boss 9/10 in wide at base. SNCOs issue Regtl badge fixed with shank and split pins. |
| 45 | Overalls/Trousers | Officers: As for temperate. SNCOs: Black trousers with ½ in black braid on outer seams. |
| 46 | Shirt | Plain white without collar. Plain gold or Regtl cuff links. |
| 47 | Cummerbund | Hunting Stewart. |
| 48 | Footwear | Officers: Mess Wellingtons or George Boots. SNCOs: Shoes Highland. |
| 49 | Socks | Black. |

NOS 13/14 DRESS - BARRACK DRESS

| Serial (a) | Main Features (b) | Description (c) |
|-----------------------------|------------------------------------|---|
| 50 | Side Cap | Details at . GORs: Beret. |
| 51 | Stable Belt | Details at Serial 7. |
| 52 | Shirt | Officers: Shirt RA. GORs: Shirt combat. |
| 53 | Whistle cord | Black with one fixed and 2 sliding runners. Officers: Double cord. WO and SNCOs: Single cord. |
| 54 | Pullover | Issue Jersey Heavy Wool. |

| Serial | Main Features | Description |
|---------------|----------------------|--|
| (a) | (b) | (c) |
| 55 | Shoulder Titles | Black metal. |
| 56 | Rank Badges | Officers: OG Slides. NCOs: Black tape on right arm. |
| 57 | Shirt | Officers: Shirt RA. GORs: Shirt No 2 Dress. |
| 58 | Shoes | Shoes Highland. |

Band of the Brigade of Gurkhas

| Serial | Main Features | Description |
|--------|-----------------------|--|
| (a) | (b) | (c) |
| 1 | Cap Badge | Band lyre surmounted by a St Edward's Crown and enveloped between two inward turning, vertically crossed (right over left) and upward pointing kukris. |
| 2 | Collar Badge | |
| 3 | Facing Colour (Dress) | |
| 4 | Tunic Buttons | |
| 5 | TRF | Black crossed kukris on green background. 2in X 1.5in. |
| 6 | Lanyard | Intertwined rifle green, scarlet & gold cord. |
| 7 | Stable Belt | Rifle green with two scarlet & one gold stripe, each ¼" wide spaced evenly. Secured by two black leather straps with white metal buckle. Belt 3" wide overall. |
| 8 | Special Arm Badge | None |

Brief Details of Uniform under Orders of Dress

Full Dress

Headdress

British Officers: Black Astrakhan Rifle Regiment pattern Busby with black cord plait and black cord caplines. A black corded oval boss in front bearing small white metal crown with Band Badge (without crown) below. The plume should be scarlet ostrich feather with black vulture feathers below fixed into the busby with a bronzed corded ball socket. Bronze corded chain chin strap.

Gurkha Officers: Officer pattern Cap, Kilmarnock as for The Royal Gurkha Rifles but bearing the Band badge.

Bugle Major & Musicians: Cap Kilmarnock The Royal Gurkha Rifles pattern with red tourie but bearing the Band badge.

Tunic

British/Gurkha Officer & Bugle Major:

Rifle Green. Rifle Regiment pattern

Collar: Scarlet upright cut square and closed in front, approx 2" high (min" 1¾", max 2½ in). Upper & front edges trimmed with 5/8 in black braid, the inner edge of this traced with black Russia braid forming an eye loop at each upper corner.

Cuff: Scarlet, pointed, trimmed with an Austrian knot of black worsted square cord. The cord is traced on each edge with black Russia braid, the whole ornament extending to a height of 8½" from bottom of cuff.

Shoulder Cords: Black chain gimp, with medium screw button at inner end. Blackened metal (bronzed) badges of rank with scarlet backing. Bugle Major has instead just a cord loop (with button) on each shoulder and wears Bugle Major's insignia on the arm (Full Dress only).

Body: Single breasted edged all round (except collar) with black square cord. On each side of the breast, five loops of black square cord, with netted caps and drops, fastening with olivets and hooks and eyes down the front. On each back seam a line of the same cord, forming a crow's foot at the top, passing under a netted cap at the waist, below which is doubled, ending in a Austrian knot reaching to the bottom of the skirt. The skirt, very slightly rounded at the corner in front, closed behind, and lined with black.

Musicians:

Rifle green with rank badges/chevrons, service chevrons and qualification badges in black on scarlet.

Collar: Scarlet cloth, 1 5/8" to 1 3/4 in height upright, square cut at front and trimmed along upper, lower and front edges with 1/2 in wide black worsted braid.

Cuff: Slash pattern. Cuff, Rifle Green, 3/4 in height piped at upper edge with scarlet cloth piping 3/16 in wide. (For WO2 the piping is traced immediately below with 1/2 in black worsted braid). Slash, Rifle Green, 6 in height at sleeve seam, 6 1/2 in in height at pointed edge, 2 5/8 in wide at lower edge, centre and upper points. Slash trimmed at upper, lower and pointed edges with 3/16 in scarlet piping. Slash bears 3 black composition buttons (7/8 in diameter).

Body: Single breasted. Seven black composition buttons each of 7/8 in diameter down centre front, the lowest in waist seam (with sufficient space above to accommodate waistbelt). Front edge of tunic edged with scarlet cloth piping 7/32 in wide. Similar piping (below waist only) on corresponding edge below buttons. Back seams piped with 7/32 in wide scarlet piping which also extends down each sleeve seam to cuff. Centre back skirt two pleats, 3/4 in apart at waist and 3 3/4 in apart at lower edge. The scarlet piping (7/32 in wide) extends down both pleats. At waist, at top of each pleat, a black composition button 7/8" diameter. On each side at waist seam a black belt hook.

Shoulder Strap: Rifle Green cloth 2 1/2 in width, with inner (buttoned) end angled to a point (the point extending 1in). Black shoulder title.

Wings: Rifle Green cloth to match body of tunic. Outer edge piped with scarlet cloth piping 3/16 in wide. Five bands of black worsted braid (1/2 in wide) placed diagonally across the wing. Wings trimmed along edges with similar braid.

Overalls/Trousers

British/Gurkha Officer and Bugle Major: Black with 2 in plain black mohair braid on outside seam.

Musicians: Rifle green with 1/4 in black cloth welt down outside seam.

Shoulder belt

British/Gurkha Officer and Bugle Major: Black Morocco leather or patent leather. White metal front furniture comprising front plate of the Band of the Brigade of Gurkhas and whistle and chain (secured by a lions head). White crossed metal kukris (Brigade of Gurkhas device) on pouch.

| | | |
|----|-----------------------------------|--|
| | | Musicians: Black leather with musicians pouch. Crossed kukris on pouch. Not worn by Band WO2. |
| | Waist Belt | Musicians: Black leather 2¼ in wide with white metal snake clasp and adjustment buckle. Kukri worn behind right hip suspended in black leather frog. Band WO2 does not wear kukri but has sword slings. |
| | Footwear | British Officer: Black Wellington or George boots. In the case of a Field Officer, box spurs (swan-necked, nickel-plated) will be worn. Gurkha Officer, Bugle Major and Musicians: George Boots. |
| | Sword | British/Gurkha Officer, Bugle Major and Band WO2: Rifle pattern with black leather sword knot (worn loose by officers). Sword slings to conform with shoulder belt leather with white metal furniture. Sword slings are suspended from a concealed webbing waistbelt worn under the tunic by officers and Bugle Major. |
| | Cape (All ranks) | Cape, Highland, full length in Rifle Green. |
| | Gloves | Officers and WOs: Black leather. Musicians: Black wool or cotton. |
| | Shoulder title (All ranks) | The word GURKHA in blackened metal 7/16 in height. A musicians lyre ½ in height centrally placed above. (Not worn by officers in full dress and No 1 dress or Bugle Major in Full Dress). |
| | Lanyard | N/A |
| | Stable belt | N/A |
| | Buttons All Ranks | Black composition buttons to be inscribed with the crossed kukri, Brigade of Gurkhas, device. |
| | No 1 Dress/Concert Dress | |
| 9 | Headdress | British Officers: Rifle Green forage cap with black band, black buttons, scarlet corded boss with Band badge. Gurkha Officer, Band Major and Musicians: As for full dress. |
| 10 | Tunic | British/Gurkha Officer and Bugle Major. |
| | Collar Badge | |

Special Arm Badge (*if any*) As for The Royal Gurkha Rifles with the following changes:

- Tunic Buttons**
- a. Scarlet backing to badges of rank.
 - b. Brigade device on buttons.

Musicians: As for officers and Bugle Major. The Band shoulder title is worn by the Bugle Major and Musicians in No 1 Dress.


- | | | | |
|----|--|--------------------|-------------------|
| 11 | Rank Badges | Scarlet backing. | |
| 12 | Trousers | As for Full Dress. | |
| 13 | Accoutrements | As for Full Dress. | |
| 14 | Sword | Ceremonial | As for Full Dress |
| | <i>Including scabbard & sword knot</i> | Non-Ceremonial | As for Full Dress |
| 15 | Footwear | As for Full Dress | |
| | <i>Including spurs</i> | | |
| 16 | Gloves | As for Full Dress | |

FULL DRESS



Band of the Brigade of Gurkhas

NO 1 DRESS



RGR

THE RIFLES DRESS REGULATIONS

1. BRAND ITEMS

| | | | | | |
|----|------------|---|---|-----------|--|
| 1. | Cap Badge | Silver stringed bugle horn (as current LI capbadge) surmounted by Sovereign's Crown (bows on bugle strings hidden by crown). Badge to be sized in ratio 12 : 11 (height : width) being 38mm wide at the widest point (mouthpiece to horn of bugle) and 42mm high at the highest point (centre base of bugle to apex of crown). Badge to be struck in silver for Offrs/WOs and anodised metal for Sldrs. | | | |
| 2. | Back Badge | Small Gloucester Regt cap badge worn on the back of all forms of headdress except beret. | | | |
| 3. | Belt Badge | <p>A belt badge, to be worn by All Ranks, has been designed to carry a selection of battle honours from the 4 Forming Regiments. The criteria used to establish which of the combined 913 battle honours should be included on the belt badge were as follows:</p> <p>a) Historical Significance. b) Uniqueness. c) Underpinning ethos. d) Chronological and geographical spread.</p> | | | |
| 4. | Cross belt | Officers and Warrant Officers - Black patent leather - silver belt badge, Inkerman Chain and Whistle. Rear pouch displaying silver RIFLES cap badge. | SNCOs to wear narrower plastic with smaller badge | ORs - N/A | |

| | | | |
|----|---|---|-------------------------------|
| 5. | Tactical Recognition Flash Regtl Signs | Design to be - horizontal stripes (from top) Rifle Green (thick) : Scarlet (thin) : Black (thick) : Scarlet (thin) : Rifle Green (thick). | TRF registered, but not worn. |
|----|---|---|-------------------------------|

2. NO. 1 DRESS / GREENS (Pool Issue)

| Serial (a) | Item of Clothing (b) | Officers (c) | Warrant Officers (d) | SNCOs (e) | ORs (f) | Remarks (g) |
|---------------|----------------------------|--|--|--------------|------------|-------------------------------|
| 6. | Head dress | Rifle green with black band around rim; embroidered for Offrs, plain for Sldrs. Field Officer braiding in black. Black chinstrap retained by two small black buttons embossed with RIFLES capbadge. | | | | With cap badge and back badge |
| 7. | Tunic | Rifle Green tunic with the addition of red piping around base of collar. | Current Rifle Green Lt Div tunic with the addition of red piping around base of collar. | | | |
| 8. | Tunic Buttons | Front: Black ball buttons with embossed RIFLES cap badge X 5 Pockets: Black flat buttons with embossed RIFLES cap badge X 6 (breast & Cuffs). Epaulettes: Black flat buttons with embossed RIFLES cap badge (screw in) X 2 | Front: Black ball buttons with embossed RIFLES cap badge X 5 Pockets: Black flat buttons with embossed RIFLES cap badge X 6 (breast & Cuffs). Epaulettes: Black flat buttons with embossed RIFLES cap badge X 2. | | | |

| | | | | | | |
|-----|-----------------------------------|--|---|--------------------------|-----|--|
| 9. | Shoulder Boards | Current RGJ pattern for both ceremonial & non-ceremonial occasions (no patrol boards). | N/A | | | |
| 10. | Rank | Black Metal medium Bath star, plain crown, on close-trimmed red backing. | Black on green with insignia individually outlined in silver. | | | Qualification badges outlined in silver. |
| 11. | Medals | Court mounted. | | | | Not at public expense |
| 12. | Croix de Guerre Special Arm Badge | Worn on both shoulders. | | | | |
| 13. | Cross Belt | Officer pattern cross-belt. | | SNCO pattern cross-belt. | N/A | Provided at public expense as per serial 4 |
| 14. | Parade Belt with Buckle | | For JNCOs and Rfn: black plastic belt with silver chrome plate buckle displaying Belt Badge | | | |
| 15. | Gloves | Black leather | N/A | | | |
| 16. | Trousers | Black overalls with 2” braid down outside of leg. | Black with black welt. | | | |
| 17. | Socks | Black | | | | |

RIFLES

| | | | | |
|-----|----------|------------------|---|--|
| 18. | Footwear | Wellington Boots | Black brogues or issue shoes. (see remarks) | <p>Lt Div marching pace precludes issue of standard black shoes.</p> <p>ADC Comment.</p> <p>Decision deferred on George Boots or Brogues. While the Committee was generally sympathetic to the request, a cost analysis was to be submitted - and the implications to the Army as a whole, and in the context of FAD, to be considered. Until then ORs would continue to wear issue boots and shoes.</p> |
|-----|----------|------------------|---|--|

3. NO. 2 DRESS / SERVICE DRESS

| Serial (a) | Item of Clothing | Officers (c) | Warrant Officers (d) | SNCOs (e) | ORs (f) | Remarks (g) |
|---------------|---------------------|-----------------|-------------------------|--------------|------------|----------------|
|---------------|---------------------|-----------------|-------------------------|--------------|------------|----------------|

RIFLES

| | | | | | | |
|-----|-----------------|--|--|--------------------------|-----|---|
| | (b) | | | | | |
| 19. | Head Dress | As per No1 Dress. | As per No1 Dress. | | | |
| 20. | Tunic | As issued. | | | | |
| 21. | Tunic Buttons | Front: Black ball buttons with embossed RIFLES cap badge X 4. Pockets: Black flat medium with embossed RIFLES cap badge X 4. Epaulettes: Black flat medium with embossed RIFLES cap badge X 2. | Front: Black flat buttons large with embossed RIFLES cap badge X 6. Pockets: Black flat buttons medium with embossed RIFLES cap badge X 4. Epaulettes X 2 pockets X 2. | | | 1. Buttons subject to new issue. 2. RSM to wear Offr pattern,. At regt expense |
| 22. | Shoulder Titles | Black metal - “RIFLES”. | | | | Clutch and pin fastening to conform with FAD. |
| 23. | Rank | Metal Bath star, plain crown, black & medium size, no red backing. | As per No1 Dress. | | | Qualification badges outlined in silver. |
| 24. | Collar Badges | Black Rifles’ cap badge, smaller than the beret badge. Bugles paired. | | | | Clutch and pin fastening to be used. |
| 25. | Whistle Cord | Current RGJ patterns (Offr & Sldr) worn on right shoulder from LCpl. | | | | |
| 26. | Medals | Court mounted. | | | | Not at public expense |
| 27. | Croix de Guerre | To be worn on both shoulders. | | | | |
| 28. | Cross Belt | Officer pattern cross-belt. | | SNCO pattern cross-belt. | N/A | |

RIFLES

| | | | | | |
|-----|-------------------------|--------------------------|----------------|--|--|
| 29. | Parade Belt with Buckle | As for serial 14. | | | |
| 30. | Shirt | As issued for all ranks | | | |
| 31. | Tie | Officers – fawn knitted. | As issued | | |
| 32. | Gloves | Black leather. | | | |
| 33. | Trousers | As issued. | | | |
| 34. | Socks | Black. | | | |
| 35. | Footwear | Black brogues. | Black brogues. | George boots, brogues or best boots, but not issued shoes. | Lt Div marching pace precludes issue of standard black shoes. ADC Comment: see serial 18 |

4. NO. 8 DRESS / COMBAT 95

| Serial (a) | Item of Clothing (b) | Officers (c) | Warrant Officers (d) | SNCOs (e) | ORs (f) | Remarks (g) |
|---------------|-------------------------|--|-------------------------|--------------|------------|----------------|
| 36. | Beret | Rifle Green beret. | | | | |
| 37. | Cap Badge | RIFLES cap badge. Officers and WOs in silver, remainder in anodised metal. | | | | |
| 38. | Back Badge | Not worn on beret. | | | | |

| | | | | | |
|-----|------------------------------|---|---|---|--|
| 39. | C95 jacket, shirt & trousers | DPM, C95 as issued. | | | |
| 40. | Rank Slides | Olive green and/or sandy coloured slides. RIFLES surmounted by capbadge embroidered. Rank - current green/black RGJ pattern in cloth. | Olive green and/or sandy coloured slides. RIFLES surmounted by capbadge embroidered. Rank - current green/black RGJ pattern, embroidered. | All Ranks to wear Rank Slides. DPM slide to be worn in the field. | |
| 41. | Stable Belt | Rifle Green cloth, with LI ribbing. Metalwork and leather in black. | | | |
| 42. | Footwear | Boots, leather, black as issued | | | |

5. NO. 10 DRESS / MESS DRESS

| Serial (a) | Item of Clothing (b) | Officers (c) | Warrant Officers (d) | SNCOs (e) | Cpiss (f) | Remarks (g) |
|---------------|-------------------------|------------------------|-------------------------|--------------|--------------|----------------|
| 43. | Head Dress | No1 dress or Side Hat. | N/A | | | |

| | | | | |
|-----|-------------------|--|---|-----------------------|
| 44. | Mess Dress Jacket | Rifle Green RGJ style but replace black velvet on collar with scarlet cloth and overlay with row of eyes in black Russia braid. Eyes to be separated by 1/8th inch from wide braid. Wide braid to be 1". Scarlet facings. | LI/RGJ pattern, without current silver LI buttons. Discussion ongoing as to whether silver RIFLES collar dogs will be worn on lapels. | |
| 45. | Rank | None worn. | As per No1/2 Dress style, but reduced in size. | |
| 46. | Croix de Guerre | To be worn on both shoulders. | | |
| 47. | Medals | Miniature court mounted | | Not at public expense |
| 48. | Shirt & Tie | Plain, soft collar (not wing) white shirt with black bow tie | | |
| 49. | Waistcoat | Full side zipped waistcoat. Rifle Green with 2 scarlet cloth bands down centre, overlaid with rows of eyes in black Russia braid to match collar. | Current RGJ officer pattern, including black/red braid to reflect Line Regiment heritage. | N/A |

| | | | | | |
|-----|------------|---|------------------------|--|--|
| 50. | Cummerbund | N/A | N/A | Rifle Green Cumberbund with horizontal black/red braid in centre in keeping with SNCO waistcoat. | |
| 51. | Trousers | Current RGJ black overalls. Black with 2" braid. | Black with black welt. | | |
| 52. | Footwear | Mess Wellingtons | Black shoes | | |

RIFLES



6. NO. 13 DRESS / BARRACK DRESS

| Serial (a) | Item of Clothing (b) | Officers (c) | Warrant Officers (d) | SNCOs (e) | ORs (f) | Remarks (g) |
|---------------|----------------------------|--|-------------------------|--------------|------------|---------------------------------|
| 53. | Head Dress | Cap field service side hat - Current RGJ pattern with silver capbadge and black buttons. | | | Berets. | Berets. See remarks at serial 2 |
| 54. | Shirt | As per No 2 Dress. | | | | |

| | | | | | |
|-----|-----------------|---|--------------------------------------|--|---|
| 55. | Tie | Current RGJ/LI pattern. | None | None | |
| 56. | Pullover | Jersey heavy wool as issued | | | |
| 57. | Shoulder Titles | As per No2 Dress. | | | |
| 58. | Whistle Cord | WornW in shirt sleeve order only. | | | |
| 59. | Rank | Slides - Olive green (cream in shirt sleeve order). Rank - Metal bath star medium size black, plain crown. | Current RGJ pattern: Stitched-on. | | |
| 60. | Stable Belt | Current LI pattern in rifle green with ribbing, metalwork to be black. | | | |
| 61. | Trousers | LWT issue until issue of FAD. | | | |
| 62. | Socks | Black socks | | | All agreed |
| 63. | Footwear | Black brogues. | Black brogues. | George boots, brogues or best boots, but not issued shoes. | Lt Div marching pace precludes issue of standard black shoes. See ADC comment at serial 18. |

7. MISCELLANEOUS ITEMS

| | | | | | |
|-----|-------|--|---------------|-----|--|
| 64. | Canes | <p>Two styles:</p> <ol style="list-style-type: none"> 1. Black cane with silver RIFLES cap badge on top (4ft) carried by RSM and Provost Sergeant. 2. Black cane with a silver ball and raised RIFLES cap badge on the top (24") carried by remainder. | | | Carriage of smaller cane within battalions is subject to further discussion. |
| 65. | Sword | Rifles pattern sword with LI pattern knot. Basket changed to show RIFLES cap badge. Chrome scabbard only. Sword worn/carried in Lt Div manner. | RSM to carry. | N/A | |

CORPS OF DRUMS OF INFANTRY OF THE LINE:

REGULATIONS FOR FULL DRESS

For regiments (except Scottish) whose established Full Dress uniform is scarlet. In the case of Fusiliers, the fur cap with grenade is substituted for the helmet and plate (see Paras. 1, 2 and 15 and Note 1 below).

INTRODUCTION

In addition to its musical merit and its drill, the appearance of a Corps of Drums in Full Dress uniform provides in itself an imposing spectacle. Its significance is actually derived more from the historical validity of the uniforms than from the mere colourful nature of what is worn. Without a proper historical basis the uniform loses both its meaning and its dignity. It is therefore essential to ensure that there is no deviation from correct patterns.

DRUM MAJOR

1. **Helmet.** Universal (Home Service) pattern cloth helmet with gilt/gilding metal fittings to the pattern described in Dress Regulations for Warrant and Non-commissioned Officers and Men of the Army 1902, Para 12(a) as subsequently modified: the fine very dark blue cloth covering made with four seams (two on each side) and with a $\frac{3}{4}$ inch band of self material encircling lower part of helmet, the front peak rounded, the whole lower edge of helmet bound with patent leather or a plastic substitute. On either side is a rose boss (1 $\frac{1}{16}$ in. in diameter) to which is attached (extending from the near side) the curb-chain chinstrap, the links $\frac{5}{8}$ inch wide and sewn onto black leather. Top ornament consists of a spike (2 $\frac{3}{4}$ in. high) screwed into a metal cross-piece mounting with hook at rear. Not applicable to Fusiliers. See Note 1.

2. **Helmet Plate.** Universal Pattern gilt/gilding metal/brass plate consisting of an eight-pointed star with its top point displaced by the St. Edward's Crown and bearing a circular laurel-wreath; within this is attached the Helmet Plate Centre consisting of a matching circlet inscribed with the title of the regiment (and generally bearing a small spray of laurel at bottom); within the circlet, the approved regimental device. Helmet plate not applicable to Fusiliers. See Notes 1 and 2.

3. **Tunic.** Scarlet cloth, with cloth collar, cuffs and shoulder-straps all of the approved regimental facing-colour. The collar, approx. 1 $\frac{7}{8}$ in. high and cut square, is ornamented with $\frac{1}{2}$ inch gold "Bias & Stand" (Universal NCOs' pattern) lace along the top and ends, and $\frac{3}{16}$ in. gold Russia braid at the bottom, with the approved regimental metal collar badges fixed with their centres 2 inches from the ends of the collar; the cuffs pointed, with $\frac{1}{2}$ inch lace (as on collar) around the top extending to 6 inches from the bottom of the sleeve at the point (inclusive of the lace) and 2 $\frac{5}{8}$ inches at back of cuff. Seven gilt/gilding metal/brass or gold colour anodised metal regimental

tunic size buttons down the front. The skirt unlined or with matching lining and closed behind, edged with white cloth not more than ¼ in. wide on closing seam, with a skirt slash at each side extending inwards from two nearly vertical (very slightly diverging) pleats (each slash forming two points below the waist); two buttons (as on front) at the waist behind and one more at each point of each slash below, the waist buttons being each located at the top of one pleat, the centres of these two waist buttons approx. 3½ in. (not more than about 4 in.) apart. The tunic-front (whole of left front and right front of skirt) and slashes (but not adjoining the pleats) are edged (piped) with white cloth not more than ¼ in. wide, the points of the slashes being approx. ¼ in. clear from the white cloth edging of the closing seam, and the bottom of the slashes being about ¼ in. clear above the lower edge of the tunic. A brass belt-hook in waist-seam on each side. Shoulder-straps (2½ in. wide at outer end, tapering to 2 in. level with button and angled to a point) are edged along the sides and around the point with gold Russia braid and fastened with a medium size regimental button; regimental shoulder-titles in gilt/brass or gold colour anodised metal set ½ inch clear from the base of the strap. Scarlet cloth wings, edged all round with ½ inch gold lace (of "Bias and Stand" pattern as described for collar) and crossed with five diagonally-placed bars of the same lace (running inwards and to the rear). The regulation insignia are worn on the right forearm ½ inch clear above the cuff lace, the chevrons (about 6 in. across, with point up) being of ½ inch gold "Bias and Stand" lace and the drum of gold wire embroidery etc., all on scarlet cloth backing. See Note 3.

4. **Trousers.** Substantial dark blue cloth (not serge) with a scarlet cloth welt ¼ inch wide down each side-seam. Pattern similar to Foot Guards ORs Full Dress, well shaped at the ankle, cut without pleats at waist and fitted with braces-buttons. See Note 4.

5. **Boots.** George boots.

6. **Gauntlets.** White. Traditionally (but not invariably) worn when the Staff ("Mace") is carried; otherwise **Gloves.** White.

7. **Sash (Shoulder).** Crimson cotton (WO pattern) with tassels (worn over right shoulder, the lower end of the tassels level with bottom edge of tunic).

8. **Sword and Scabbard.** Sword, Infantry, Warrant Officer, with nickel-plated or similar scabbard.

9. **Sword-Belt.** Heavy, solid, white matt plastic (to resemble buff leather) 1¾ inches wide with approved round brass or gilt metal union locket clasp. All metal furniture, including hook and adjustment buckle, to be brass or gilt metal or similar. Sword-slings of the same material as the belt, 1 inch wide, with metal billet studs. (Alternatively the belt and slings may be of whitened buff leather).

(The longer sword-sling slides on the belt, its upper end being at centre back between the two waist buttons, on which the belt edge rests). See Note 5.

10. **Waistbelt-clasp.** Unless otherwise approved this will be of the General Service pattern, a

round union locket clasp of cast brass or gilt metal or similar with the male part bearing the Royal Crest, and the female part a circlet inscribed "DIEU ET MON DROIT". See Note 4.

11. Sword-Knot. White matt plastic strap and acorn. (Or buff leather)

12. Drum Major's Embroidered Shoulder-Belt (or "Sash"), **Staff** (or "Mace") **and Cane.** All of customary patterns. The Embroidered Shoulder-Belt (widely known as the Drum Major's Sash) is worn over the left shoulder. It is traditionally of cloth of the regimental facing-colour edged with gold lace, generally fitted with two token drumsticks and embellished with Crown and Royal Cypher, regimental insignia, title-scrolls and battle-honour scrolls etc. in wire embroidery, the lower ends edged with gold fringe and joined together.

13. Greatcoat. Grey, single breasted [former Foot Guards pattern, blue-grey] with regimental buttons. The regulation insignia are worn above the right cuff, the chevrons being of ½ inch dark blue worsted lace about 6 in. across on scarlet cloth backing, point up, and drum in scarlet embroidery etc. on dark blue cloth. See Note 7.

14. Cape. Grey, [blue-grey] of length to reach to the knuckles, with regimental buttons.

DRUMMER (SERGEANT TO DRUMMER)

15. Helmet and Helmet Plate. As for Drum Major (see Paras 1 and 2 and Notes 1 and 2).

16. Tunic. Scarlet cloth with cloth collar, cuffs and shoulder-straps all of the approved regimental facing-colour, the metal collar badges, buttons and shoulder-titles all in accordance with Para. 3 above. Seven regimental buttons down the front, which is edged with white cloth (as in Para. 3). A brass belt-hook in waist-seam on each side. The collar, approx. 1⁷/₈ in. high and cut square, is trimmed along the top and ends with ¾ in. Drummer's lace of standard Line Infantry pattern ("Crown-and-Inch" lace, which is of white worsted, woven with scarlet crowns set 1¼ in. apart from centre to centre). The bottom of the collar, the edges of the shoulder-straps (except outer ends) and the top of the pointed cuffs are trimmed with ¼ in. Drummer's braid of standard Line Infantry pattern (white worsted braid woven with a scarlet diagonal cross design set ¾ in. apart from centre to centre). The cuffs are 6 in. high at the point (inclusive of the braid) and 2 5/8 in. high at back of cuff. The scarlet wings are edged all round with the ¾ in. Drummer's lace and are crossed with five diagonally-placed bars of the same lace running inwards and to the rear. The outward edge of each wing bears a (gathered) worsted fringe 1¼ in. long in alternating sections (about ½ in. wide) of scarlet and of white. To the rear of each shoulder-strap is a simulated shoulder-seam trimmed with ¾ in. Drummer's lace extending from the armhole upwards and inwards to base of collar. The front and rear seams of the sleeves are also trimmed with the ¾ in. Drummer's lace, which extends from the top of the cuff braid to the armhole. The two back seams of the tunic are trimmed with the same ¾ in. lace (curving to meet the rear sleeve-seam lace at the armhole). A third (central) line of similar lace extends vertically down the tunic from the base of the collar, running half way between the two back seams, all three rows of lace bearing a very small

padded square (1½ in. by 1½ in.) of similar lace set in “diamond” fashion where they cross the waist seam, the outer squares each touching the centre one. The outer two squares each bear one regimental button, the centres of these two buttons being 4¼ in. apart. Below the waist the central row of lace covers the notional closing seam on the skirt and the outer two rows of lace splay very slightly outwards, each covering a nearly vertical pleat extending down the skirt. From each of these there extends inwards the usual scarlet slash with white cloth edging (except adjoining the pleat) and buttons as described in Para 3. The two points of each slash touch the central row of lace. The lower edge of the two slashes is approx. ¼ in. clear above bottom edge of tunic. Skirt unlined (or with matching lining). See Note 3.

17. Badges and Chevrons of Rank and Appointment. Insignia, as per regulations, are worn on right upper arm, all on scarlet cloth backing, the chevrons point-down and measuring approx. 6 in. across, as follows:-

Sergeant. Chevrons of ½ inch gold “Bias and Stand” lace with the drum above in gold and silver embroidery.

Corporal and Lance Corporal. Chevrons of ½ inch white worsted “chevron weave” lace with the drum above in regulation coloured worsted embroidery (yellow and blue etc.).

Drummer. Drum as described for Corporal (but without chevrons).

18. Good Conduct Badges (as appropriate). Chevrons of half-inch white worsted “chevron-weave” lace, on scarlet cloth backing, worn on left forearm (point upwards), the centre of lower edge ½ inch clear above the point of the cuff.

19. Trousers and Boots. As for Drum Major (See Paras 4 and 5 and Note 4).

20. Gloves. White. For certain specific duties white Gauntlets or white fingerless Mitts may be worn instead.

21. Sash (Shoulder), (Sergeant only). Scarlet polyester worsted webbing with tassels (worn over right shoulder, the lower end of the tassels level with bottom edge of tunic).

22. Waistbelt. Heavy, solid, white matt plastic (to resemble buff leather) 1¾ inches wide with approved round brass or gilt metal union locket clasp and separate brass or gilt metal adjustment buckles. (Alternatively the belt may be of whitened buff leather). See Note 5.

23. Waistbelt-clasp. As for Drum Major. (See Para. 10 and Note 6).

24. Flute Case (or “Fife Case”) (if required). White, of similar material to the belt, the pattern appropriate to the instrument. Worn on waist-belt.

25. Music Card Case (if required). White, of similar material to the belt, for wear on the waistbelt. Alternatively (when Drum not carried) the music card case can be in the form of a white pouch (usually bearing on the flap a regimental metal badge) worn on a shoulder-belt over left shoulder, all of similar material to waistbelt, white, with brass or gilt metal buckle, tip and slide.

26. Leg Apron; Drum-Carriage (“Sling”) etc. Generally of whitened buff leather (or artificial substitute) with buckles and other furniture of gilt metal or brass. The **Bass Drum Apron** conforms with this rule unless an apron of artificial animal skin is substituted, which is sometimes also done in respect of Tenor Drums.

27. Sidearm (Bayonet or Drummer’s Sword) as ordered. Either may be worn at Commanding Officer’s discretion. The appropriate “sword”, if available, is the 1895 pattern (Mk.II) Drummer’s Sword (with 13 in. blade). The 1907/13 pattern SMLE model bayonet is sometimes retained in preference to the current or intervening patterns of bayonet. The scabbard is suspended from the waist belt by means of a white bayonet-frog of material to match the waist belt. Some patterns of bayonet frog have a small brass buckle but they should otherwise be plain.

28. Dress Cord (if adopted). Worsted of approved colouring, partly plaited, the two ends terminating in adjoining tassels. See Note 8.

29. Greatcoat. Grey, single-breasted, as for Drum Major (Para.13) except the insignia. Rank chevrons are worn point down above the right cuff. They are of ½ in. dark blue worsted lace about 6 in. across on scarlet cloth backing. See Note 7.

30. Cape. Grey, as for Drum Major (Para. 14).

NOTES

Note 1. The correct Full Dress headdress for the Drum Major as well as the Drummers is the Other Rank’s Universal pattern Home Service cloth helmet: an officer’s pattern (or a Police model) would be inappropriate.

The cloth covering is extremely dark blue, the only variant latterly in the regular army having been the dark green version for Light Infantry.

It is important that this helmet be worn level on the head (not tilted back) and that it should not be of too large a size.

Fusiliers wear Fusilier fur caps (with plume and gilt/brass grenade badge of approved regimental colour and design respectively) in lieu of the cloth helmet and helmet plate, the chinstrap being formed of gilt/brass curb-chain on leather backing. For Drummers this headdress is of sealskin or similar and is of the characteristic Fusilier shape. For the Drum Major it is generally of bearskin (or artificial bearskin) and resembles the Foot Guards pattern.

For wear in tropical climates the Home Service headdress may be replaced with a white tropical helmet of Wolseley pattern. This was the final pattern of Foreign Service helmet worn with Full Dress (and it was also adopted by the Royal Marines). For Infantry of the Line, a gilt/brass spike on a matching dome mount (17/8 in.

diameter) and a matching chin chain (design as for Home headdress) would be suitable fittings. Except for officers, the Helmet Plate Centre (as featured on the Home helmet plate) fixed at the front of the pagri (puggaree), would be an appropriate badge. However, Fusiliers would wear instead a gilt/brass grenade badge of suitable size.

Although a peaked forage cap is not a Full Dress headdress, it is occasionally worn temporarily with Full Dress for some limited purpose. For all categories covered by these regulations, the peaked forage cap is the only undress headdress that may be worn thus with Full Dress.

Note 2. The style of Other Rank's Helmet Plate Centre described was of the same basic form for all the Infantry of the Line (leaving aside Scottish Regiments, Fusiliers and Rifles) with the single exception of the Border Regiment, which had unusually complex features to include. The regimental devices within the title circlet may be of gilt colour metal, white metal or a combination of the two.

Traditionally Royal regiments have scarlet cloth backing within the Helmet Plate Centre (i.e. just the inner disc, behind the regimental device): almost all others had a black cloth backing within the Helmet Plate Centre. It would be most incorrect to have a coloured cloth backing to a whole helmet-plate.

Note 3. The historic facing colour for Royal regiments (with a very few exceptions for regiments that became Royal later) is blue. This is of a very dark shade and is sometimes mistaken for black.

Pointed cuffs should be cut so that the edge curves to a point (with concave sides to the point of the cuff) as opposed to being simply angled to a point.

The square cut and accurately aligned fastening of the collar are of great importance.

The white cloth edging (piping) mentioned is in practice generally closer to 3/16 inch wide than 1/4 inch.

Buttons of "tunic size" are generally around 40 ligne (one inch diameter) and, on Full Dress tunics, the same size is used on the skirts and at the waist on the back, as is used at the front to fasten the tunic.

For Drummers the design on the 3/4 inch wide Drummer's ("Crown and Inch") lace consists of crowns and the lace therefore runs in a particular direction. In the three small squares at the waist at the back of the tunic, the design runs clockwise (four crowns showing on each square). Otherwise the 3/4 in. lace throughout the tunic runs so that the tops of the crowns point upwards or inwards towards the collar, the collar lace itself being joined at centre back with the crowns pointing towards the join. The lace edging of the wings has the crowns pointing upwards as seen from the front.

- Note 4.** No. 1 Dress trousers are significantly different (in cut and texture as well as the scarlet striping) and would not be correct for wear in Full Dress.
- Note 5.** Serious replicas of proper Full Dress belts etc. made of solid matt white plastic are a reasonable substitute for the historic whitened buff leather. However, woven belts are not correct for Full Dress, nor are sheet metal waistbelt plates.
- Note 6.** Any waistbelt clasp worn with this uniform must conform in appearance with the general style of the cast brass round union locket type clasps historically worn by soldiers of Infantry of the Line (the General Service clasp) and the Foot Guards (regimental patterns). If a regimental clasp of this kind were desired in lieu of the General Service pattern, it would require consideration by the Army Dress Committee but any proposed clasp should be of this specific style.
- Note 7.** For greatcoats the chevrons are of the same width of lace (½ in.) as most army chevrons and not of Foot Guards width (nor of similar construction). The badges, however, are similar to Foot Guards pattern, being of scarlet embroidery on dark blue cloth.
- Note 8.** Dress cords originated as Bugle cords (“Bugle Strings”) that were attached unofficially to the tunic itself as an extra ornament.
- It may now be considered that this widespread custom has become sanctioned for Drummers by long usage but it remains only an optional feature for regiments rather than a requirement. In no case should more than one dress cord be worn on the person.
- For Drum Majors, however, the wearing of dress cords has not become historically established and particularly not the adoption of gold cords nor other additions to the proper uniform.