

Masters in Management Employment Report

2017



Introduction from the Executive Director

96%

accepted an offer
within three months
of graduation

97%

received an offer
within three months
of graduation

97%

reporting rate

We are delighted that 96% of our Masters in Management (MiM) 2017 cohort secured employment within three months of graduating. This is testament to their quality and skill, and the value top global recruiters see in them.

Recruitment has continued to grow in consulting, with 48% of graduates choosing roles in the sector. The Boston Consulting Group, Bain & Company and McKinsey & Company were the top three recruiters this year in terms of total number of graduates hired.

Alongside this, graduates continued to attract offers from other industries, with finance (27%) and technology (13%) the second and third most popular sectors. The remaining 12% chose to go into a range of different sectors including retail, energy and healthcare.

We are also celebrating the fantastic achievements of our first Global Masters in Management graduating

class. 100% of the class accepted a job offer within three months of graduation.

Delivered by London Business School and School of Management, Fudan University, students on the programme gain an unparalleled exposure to both western and eastern business practices. We are pleased to see around half of our graduates secure roles in China (53%) while the rest accepted jobs across Asia, Europe and the USA.

We thank both cohorts for choosing LBS to launch their careers, congratulate recruiters for attracting top international talent, and look forward to another great year ahead.

Lara Berkowitz
Executive Director

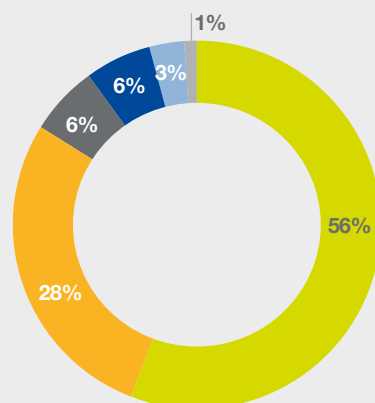
Career Centre,
London Business
School



MiM2017 class profile

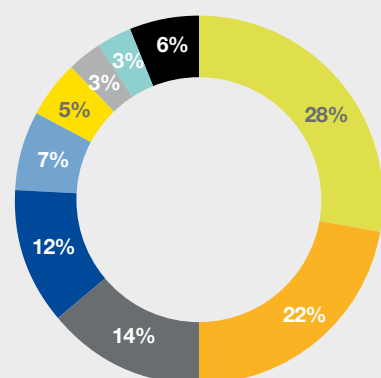
Number of students	204
Average age (upon graduation)	23
Nationalities	39
Female %	39%
GMAT average	685

Regional background



Europe (excl. UK)	56%
Asia	28%
UK	6%
Americas	6%
Middle East / Africa	3%
Oceania	1%

Undergraduate study discipline

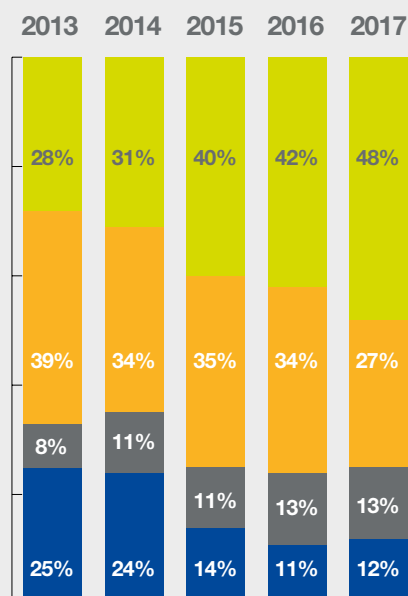


Management/Business	28%
Economics	22%
Accounting/Finance	14%
Engineering/IT	12%
Social Sciences	7%
Mathematics/Sciences	5%
Marketing/Media/Comms	3%
Arts	3%
Other	6%

The employment rate is calculated in compliance with the MBA Career Services and Employer Alliance (MBA CSEA) reporting standards.

Our admissions decisions are taken in accordance with best equal opportunities practice.

Sector choices



Consulting	48%
Finance	27%
Investment Banking	17%
Investment Management	5%
Private Equity & Venture Capital	4%
Finance – Other*	1%
Technology	13%
Internet/E-Commerce	8%
Fintech	1%
Tech - Other**	4%
Diversified	12%
Consumer & Retail	4%
Industrials	2%
Energy	1%
Healthcare/Pharma	1%
Diversified - Other***	4%

Top employers

The Boston Consulting Group	8	Efficio Consulting	3	Citi	2
Bain & Company	7	J.P. Morgan	3	Delta Partners Group	2
McKinsey & Company	7	Monitor Deloitte	3	EY	2
Amazon	5	OC&C Strategy Consultants	3	Finalta	2
Deloitte	5	Alvarez & Marsal	2	Goldman Sachs	2
Roland Berger Strategy Consultants	5	Arthur D. Little	2	KPMG	2
A.T. Kearney	4	Bank of America Merrill Lynch	2	Moët Hennessy	2
Lothar Böhm Associates	4	Bloomberg	2	Standard Chartered	2
Morgan Stanley	4	BNP Paribas	2		
Accenture	3	Capco	2		

*Finance - Other includes Insurance, Retail Banking and Public Sector Finance.

**Tech - Other includes Information Technology and Services, Telecommunications, Electronics.

***Diversified - Other includes Real Estate, Government and Legal Services.





Job location

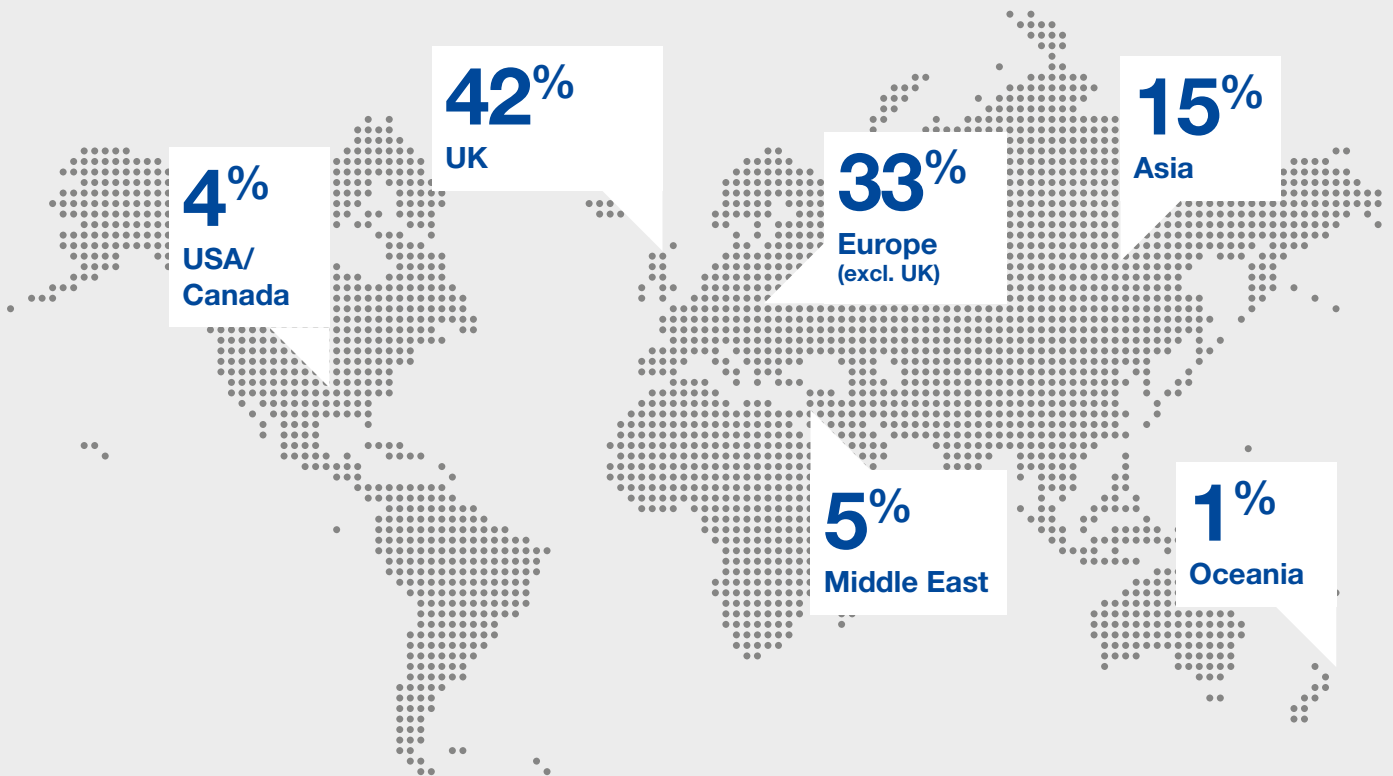
MiM2017 graduates went to work at organisations in 23 countries around the world including these cities:

Amsterdam
 Bangkok
 Barcelona
 Beijing
 Bengaluru
 Boston
 Budapest
 Cambridge
 Copenhagen
 Dubai

Dublin
 Düsseldorf
 Frankfurt
 Geneva
 Gurgaon
 Hamburg
 Hong Kong
 Kuala Lumpur
 Leuven
 London

Luxembourg City
 Madrid
 Manchester
 Melbourne
 Milan
 Moscow
 Mumbai
 Munich
 New York
 Oxford

Paris
 Rotterdam
 Shanghai
 Shenzhen
 Silicon Valley
 Singapore
 Stirling
 Treviso
 Warsaw
 Zurich



Salary information by industry

Industry	UK pounds			US dollars*			International dollars**		
	Mean	Max	Min	Mean	Max	Min	Mean	Max	Min
Overall	£39,558	£86,085	£10,027	\$52,342	\$113,907	\$13,267	\$65,880	\$170,326	\$24,127
Other guaranteed compensation†	£10,328	£55,000	£1,000	\$13,665	\$72,771	\$1,323	\$17,602	\$80,845	\$1,413
Consulting	£41,530	£86,085	£10,027	\$54,952	\$113,907	\$13,267	\$72,755	\$153,991	\$28,259
Other guaranteed compensation†	£7,911	£31,741	£1,200	\$10,468	\$42,000	\$1,588	\$15,212	\$80,845	\$1,696
Financial Services	£41,228	£66,874	£14,155	\$54,550	\$88,486	\$18,729	\$67,493	\$170,326	\$26,350
Other guaranteed compensation†	£15,561	£55,000	£1,000	\$20,590	\$72,771	\$1,323	\$23,445	\$77,712	\$1,413
Technology	£35,401	£65,750	£18,000	\$46,841	\$87,000	\$23,816	\$50,896	\$87,000	\$29,186
Other guaranteed compensation†	£7,761	£13,603	£5,000	\$10,269	\$18,000	\$6,616	\$11,733	\$19,907	\$7,065
Diversified	£32,643	£70,000	£14,745	\$43,192	\$92,617	\$19,510	\$50,717	\$98,907	\$24,127
Other guaranteed compensation†	£16,172	£42,200	£3,000	\$21,397	\$55,835	\$3,969	\$25,630	\$59,627	\$4,480

Salary information by location

Industry	UK pounds			US dollars*			International dollars**		
	Mean	Max	Min	Mean	Max	Min	Mean	Max	Min
Overall	£39,558	£86,085	£10,027	\$52,342	\$113,907	\$13,267	\$65,880	\$170,326	\$24,127
Other guaranteed compensation†	£10,328	£55,000	£1,000	\$13,665	\$72,771	\$1,323	\$17,602	\$80,845	\$1,413
UK	£38,197	£70,000	£20,000	\$50,539	\$92,617	\$26,462	\$53,971	\$98,907	\$28,259
Other guaranteed compensation†	£11,718	£55,000	£1,000	\$15,505	\$72,771	\$1,323	\$16,558	\$77,712	\$1,413
Europe (excl. UK)	£41,203	£86,085	£15,691	\$54,521	\$113,907	\$20,763	\$65,890	\$96,067	\$24,127
Other guaranteed compensation†	£7,948	£37,487	£2,330	\$10,517	\$49,604	\$3,082	\$12,286	\$57,640	\$2,868
Asia	£24,567	£45,000	£10,027	\$32,505	\$59,540	\$13,267	\$66,464	\$129,032	\$37,954
Other guaranteed compensation†	£4,772	£10,218	£1,575	\$6,314	\$13,520	\$2,084	\$17,925	\$38,710	\$3,985
Middle East	£57,653	£66,874	£45,389	\$76,285	\$88,486	\$60,057	\$146,841	\$170,326	\$115,603
Other guaranteed compensation†	£15,048	£31,741	£7,202	\$19,911	\$42,000	\$9,529	\$38,326	\$80,845	\$18,343
USA/Canada	£44,778	£65,750	£22,672	\$59,250	\$87,000	\$30,000	\$59,250	\$87,000	\$30,000
Other guaranteed compensation†	-	-	-	-	-	-	-	-	-

* Conversion rates as of August 1, 2017.

** Purchasing power parity (PPP) included due to the high number of students who have salaries in non-US dollar currencies. The World Bank's implied PPP rate of exchange was used to equalise the purchasing power across economies.

† Other guaranteed compensation includes sign-on and end-of-year bonus where we have sufficient data.



Global MiM employment statistics

100%

accepted an offer within three months of graduation

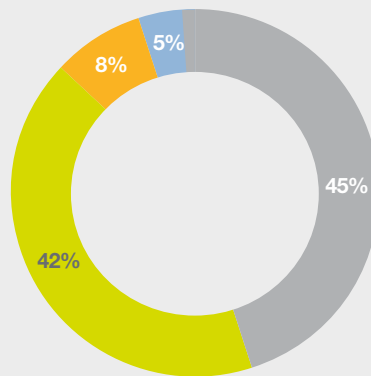
100%

reporting rate

GMiM2017 class profile

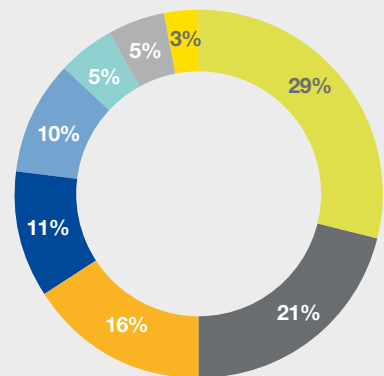
Number of students	38	Female %	51%
Average age (upon graduation)	25	GMAT average	664
Nationalities	13		

Regional background



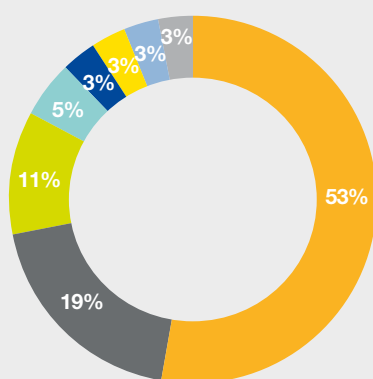
China	45%
Europe	42%
Asia (excl. China)	8%
Americas	5%

Undergraduate study discipline



Management/Business	29%
Accounting/Finance	21%
Economics	16%
Engineering/IT	11%
Social Sciences	10%
Arts	5%
Marketing/Media/Comms	5%
Mathematics/Sciences	3%

Job locations



China	53%
UK	19%
Germany	11%
Switzerland	5%
United Arab Emirates	3%
France	3%
USA	3%
Singapore	3%

Sector choices

Consulting	31%
Finance	30%
Investment Banking	16%
Investment Management	6%
Finance – Other*	8%
Diversified	22%
Healthcare	8%
Consumer & Retail	6%
Diversified – Other	8%
Technology	17%

* Finance - Other includes Insurance, Pension Services, Central Banks, Public Finance, etc.

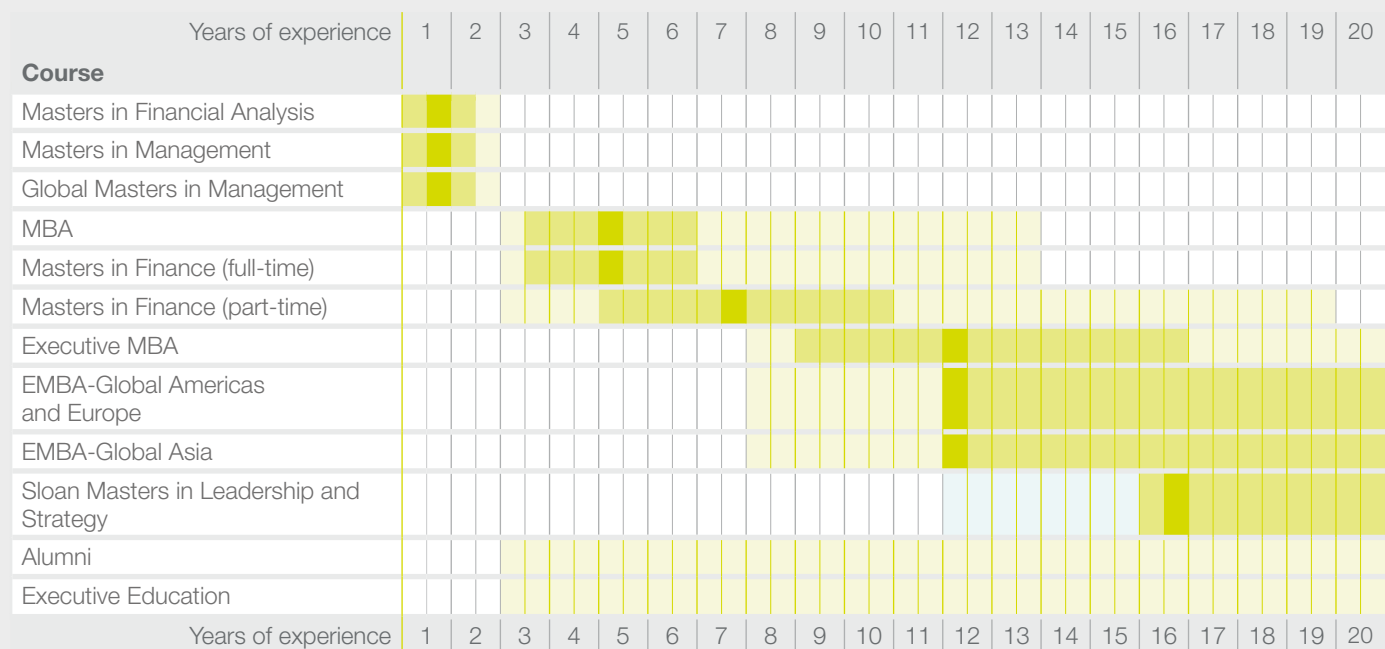
The employment rate is calculated in compliance with the MBA Career Services and Employer Alliance (MBA CSEA) reporting standards.

Our admissions decisions are taken in accordance with best equal opportunities practice.

Hiring organisations

■ MiM ■ GMiM

3H Partners	■	Eram Capital	■	Merck Group	
A.T. Kearney	■	ETF Securities	■	Moelis	■ ■
AB InBev	■	Evercore	■	Moët Hennessy	■
Abris Capital Partners	■	Eveready	■	Monitor Deloitte	■
Accenture	■ ■	Expedia	■	Morgan Stanley	■
Agility Sciences Limited	■	EY	■	MZ Skin	■
Alix Partners	■	Facebook	■	NBCUniversal	■
Alvarez & Marsal	■	Farazad Investments	■	Negentropy Capital Partners	■
Amazon	■	Finalta	■	Norges Bank Investment Management	■
Analysys Mason	■	Flexport	■	OC&C Strategy Consultants	■ ■
Aon Inpoint	■	Global Airport Concierge	■	Oliver Wyman	■ ■
Arthur D. Little	■	Goldman Sachs	■ ■	Oxera	■
Ashika Capital	■	Google	■	Pictet	■
Baby2Body	■	Guotaijun'an Securities	■	PJT Partners	■
Bain & Company	■	Haitong	■	PwC	■
Banca Finint	■	Harvard Kennedy School of Government	■	Renaissance Capital	■
Bank of America Merrill Lynch	■	HATCH Equity	■	Roland Berger Strategy Consultants	■
Bank of China	■	HSBC	■	SAFEIC	■
Bloomberg	■	Huawei	■	Shenwan & Hongyuan Securities	■ ■
BMW iVentures	■	Hummingbird Ventures	■	Simon Kucher & Partners	■
BNP Paribas	■	IBM	■	Spotify	■
Bosch	■	IIFL Private Wealth Management	■	Standard Chartered	■
Bow and Arrow	■	Investec	■	Strategy&	■
BP	■	J.P. Morgan	■	Swiss Re	■
Capco	■	Jardine Matheson	■ ■	Testing Service SK	■
CHANEL	■	Johnson & Johnson	■ ■	The Ate Group	■ ■
China Construction Bank Asia	■	Kantar Vermeer	■	The Boston Consulting Group	■ ■
China Development Bank Capital	■	Kindred Group	■	True AI	■
CICC	■	KPMG	■	UBS	■
Cinven	■	Kraft Heinz Company	■	Unilever	■
Circle	■	L'atelier des Chefs	■	Valerann	■
Citi	■	Lidl	■	Value Partners Management Consulting	■ ■
CloudAlpha Capital Management	■	LinkedIn	■	Wayfair	■
Credit Suisse	■	Lothar Böhm Associates	■	Wideview Asset Management	■ ■
DBS Bank Singapore	■	Macquarie Group	■	YOOX NET-A-PORTER GROUP	■
Dell China	■	Marakon	■	ZS Associates	■
Deloitte	■	Market One	■	Zurich Insurance	■
Delta Partners Group	■ ■	Mazars	■		
Deutsche Bank	■ ■	McKinsey & Company	■ ■		
EDITED	■	Medallia	■		
Efficio Consulting	■	Meituan Dianping	■		
Emerton	■				



Key: ■ Range of work experience in class ■ Key target range of work experience ■ Average class work experience

Masters in Financial Analysis

12 months / full-time / London

For recent graduates looking to embark on a career in finance.

Masters in Management

12 months / full-time / London

For recent graduates with less than one year of full-time postgraduate corporate work experience or with less than two years in a non-traditional business role.

Global Masters in Management

24 months / full-time / London and Shanghai

For recent graduates with up to two years' full-time postgraduate work experience. Strong interest in Asia and knowledge of Mandarin highly recommended, but not mandatory.

MBA

15–21 months / full-time / London

For individuals who are looking to make a vertical shift in their career path, change industry or job function, or develop an entrepreneurial toolkit.

Masters in Finance

10–16 months full-time/
22 months part-time / London

For individuals wishing to advance their career or change their area within finance.

Executive MBA

20 months / study while working full-time / London or Dubai

Designed for those who want to accelerate their career into general management or move beyond their technical or functional specialism.

EMBA-Global

20 months / study while working full-time / London and New York

For dynamic, mid-career managers and professionals who are highly ambitious and have, or aspire to have, transnational responsibilities.

EMBA-Global Asia

20 months / study while working fulltime / Hong Kong, London, New York

For dynamic, globally-focused executives and managers wishing to deepen their understanding of western and eastern business practices.

Sloan Masters in Leadership and Strategy

12 months / full-time / London Designed to prepare experienced senior managers for their next career challenge.

Alumni

Available for recruitment all year round / Global

Based in more than 150 countries worldwide, our alumni community consists of more than 42,000 globally focused professionals.

Find out more

Masters Programmes

Telephone +44 (0)20 7000 7500 Email xxxxxxxx@xxxxxx.xxx

Executive Education

Telephone +44 (0)20 7000 7390 Email xxxxxxxx@xxxxxx.xxx

Recruit students from any of our Masters programmes

Telephone +44 (0)20 7000 7400

Email careercentrx@xxxxxx.xxx

All admissions decisions are taken in accordance with best equal opportunities practice.

www.london.edu/mim



London Business School
Regent's Park
London NW1 4SA
United Kingdom

Tel: +44 (0)20 7000 7000
www.london.edu

A Graduate School of the University of London
© 2018 London Business School