



ARMY DRESS REGULATIONS (ALL RANKS)

Part 4

CORPS DRESS REGULATIONS

Ministry of Defence



PS12(A)

November 2016

ROYAL REGIMENT OF ARTILLERY

Serial	Main Features	Description
(a)	(b)	(c)
1	Headress Badges	<p>RA Officers Cap. The RA gun surmounted by “UBIQUE” on scroll with crown above. Below the base of the gun, scroll with “QUO FASI ET GLORIA DUCUNT”</p> <p>RA Officers Beret. Embroidered gold thread gun badge. The "grass" on which the gun stands is to be gold.</p> <p>ORs Cap and Beret. As for Officers cap badge in gilt.</p>
2	Collar Badge	<p>RA Officers. Gold eembroidered or bronze grenade</p> <p>ORs. Gilt grenade</p>
3	Special Arms Badges	<p>Special Arm Badges are worn as follows:</p> <p>a. 7 Para RHA – Pegasus Badge. Worn on No 2 Dress only, on the left upper arm, whilst serving in the Regiment.</p> <p>b. 5 (Gibraltar 1779 – 83) Bty RA. Croix de Guerre, worn in No 8 Dress on the beret under the cap badge by all ranks. Worn on No 1, No 2 and Mess Dress, on both shoulders.</p> <p>c. 10 (Assaye) Bty RA. Syrena, red shield with white mermaid carrying a sword and shield. Worn in No 1 and No 2 Dress on the right lower arm.</p> <p>d. 25/170 (Imjin) Bty RA. Imjin Flash, US Presidential Citation. Worn in No 1, No 2 and Mess Dress on the right shoulder.</p> <p>e. 201 (Hertfordshire and Bedfordshire Yeomanry) Bty RA (V). Pegasus Badge. Worn in No 1, No 2 and No 13 Dress on the right upper arm.</p>
4	Tunic Buttons	<p>RA Officers & ORs. Half-domed gold anodised aluminium buttons bearing the gun and crown badge.</p>



Serial (a)	Main Features (b)	Description (c)
5	Stable Belt	Webbing coloured red (Pantone 18-1662 ‘Flame Scarlet’) ¾”, dark blue (Pantone Dark Navy) 3/5”, yellow (Pantone 17-10755 ‘Sulphur’) 3/10”, dark blue 3/5”, red ¾”, across the total width of 3”. Two nickel plated single pronged roller type buckles and tan leather straps for fastening. The straps are to be polished Nickel plated prongless adjusting slide, to be fitted on the buckle end of the belt and not on the strap end.
		
6	TRF	6cm x 6cm square red and blue horizontal stripe with the red uppermost.
		
7	Lanyard	Lanyard White No 1. White plaited lanyard as issued. Worn by SSgts and below with No 2 Dress on the right shoulder and knot at the front in line with the upper seam of the breast pocket and drawn tight. With no pocket on the women’s jacket, the tail is secured around the cord and hidden under the armpit

No 1 Dress

8	Cap	Forage Cap. Blue cloth with scarlet band and welts. Gold edged peak for field officers. Black patent leather chin strap ½” wide in two parts, with sliding loops (not buckles) fixed by two 22 ligne Regimental buttons immediately behind corners of peak.
9	Cap Badge	Gilt gun badge, 2½” wide, 1 ¾” high, fitted so that the beading at the bottom of the crown is in line with the top seam of the scarlet cap band.
10	Jacket	Officers Ceremonial. Blue, Universal Pattern. 30 ligne buttons of RA pattern on the front, shoulder-cord and breast pockets. Universal pattern twisted gold shoulder-cords lined with blue cloth. Badges of rank in silver gilt metal. white linen strip collar showing ¼” above jacket collar. Linen collar to be secured by 5 metal studs sewn on inside of jacket collar. No waist hooks. Gold thread grenade collar badge, 2¼” long, 7/8” wide, fitted horizontally with the centre of the badge 2” inches from the opening in the collar. Officers Non-Ceremonial. As for ceremonial but with with plain blue shoulder-boards.

CORPS OF ROYAL ENGINEERS (INCLUDING R MON AND QGE)

Serial (a)	Main Features (b)	Description (c)
1	Headress Badges	<p>RE Officers Cap. The Garter and motto surmounted by a crown. Within the Garter the Royal Cypher; without the Garter a wreath of laurel. On a scroll at the bottom of the wreath 'Royal Engineers'. The garter, Motto, Royal Cypher, Crown and Scroll are in gilt, and are raised above the laurel wreath. The laurel wreath is in silver plate.</p> <p>RE Officers Beret. A flaming grenade with 9 flames the central one straight in gold braid. On a blue scroll at the bottom of the grenade 'Ubique' in gold thread. Felt backing will match the colour of beret and can be either green, blue or maroon.</p> <p>ORs Cap and Beret. As for Officers cap badge in gilt and white metal.</p> <p>QGE Officers Cap. In silver, 2 kukris in saltire, the blades placed upwards and outwards. A gold grenade with 9 flames in the centre and over the pommels a scroll inscribed 'Ubique' in gilt. 29mm high by 25mm wide. On the cap, forage, peaked the badge is worn on a red boss. On the cap, khaki, peaked it is worn on a navy blue boss.</p> <p>QGE Officers Beret and Collar. As for cap without the boss.</p> <p>QGE ORs. As for Officers cap badge in white and gold metal.</p> <p>R Mon RE (M) Officers Cap. The Prince of Wales's plume, coronet and motto, 'Ich Dien', surmounted by a crown. On either side of the plume the letters 'R' and 'E'. Below a scroll inscribed 'Royal Monmouthshire'. Above the scroll and below the central plume spine the Roman numeral I. The plume and motto in silver plate and remainder in gilt.</p> <p>R Mon RE (M) Officers Beret. Design as for cap badge embroidered gold and silver wire. Coronet, 'R', 'E', main scroll, feather spines, I and main crown in</p>

Serial	Main Features	Description
(a)	(b)	(c)
		<p>gold. Feathers, main crown base, 'Ich Dien' in silver. Motto scroll in blue. Red crown cushion. 'Royal Monmouthshire' in black thread.</p> <p>R Mon RE (M) ORs Cap and Beret. As for Officers cap in gilt and white metal.</p> <p>JSY Fd Sqn RE (M) Officers Cap. On a shield gules 3 lions guardant. Or crowned with an ancient crown (Plantagenant) encircled by a wreath of laurel. All upon a saltire with coupé ends. To right and left of the shield and within the wreath the letters 'R' and 'E' respectively. Below the wreath a scroll inscribed 'Royal Jersey Militia'. The whole ensigned by a crown. The laurel wreath in silver with the remainder in gilt.</p> <p>JSY Fd Sqn RE (M) Officer Beret. As for cap but embroidered.</p> <p>JSY Fd Sqn RE (M) ORs. As for JSY Fd Sqn RE (M) officers cap badge in gilt and white metal.</p>
	Collar Badge	<p>Officers. On No 1 dress, RE grenades in gold braid without motto underneath. They are to be mounted horizontally flames facing rearwards. On No 2 dress the grenades are in bronze and mounted vertically. QGE Officers are the same as their cap badge but are without the boss.</p> <p>ORs. RE grenade in gilding with 'Ubique' inscribed on a scroll underneath mounted vertically. QGE ORs are as for QGE Cap badge mounted vertically.</p>
	Tunic Buttons	<p>RE Officer. The Royal Cypher within the garter and motto with a crown superimposed upon the garter. 'Royal Engineers' inscribed round the lower half of the button. For caps and mess dress buttons the 'Royal Engineers' is inscribed on a scroll underneath the garter.</p> <p>RE ORs. As above on staybright buttons.</p> <p>QGE. A grenade with 9 flames above crossed Kukris with cutting blades pointing downward. Below, a scroll, inscribed "Ubique". Half domed and struck AA gold.</p> <p>R Mon RE (M). Tbc</p> <p>JSY Fd Sqn (M). Tbc</p>

Serial	Main Features	Description
(a)	(b)	(c)
	TRF	Square 50mm by 50mm. Red background (Red 202C) colour with two blue (2965C) stripes on the horizontal and surrounded on all sides by a 3.5mm blue stitched border. Measurements from the top as follows: 6mm Red 8mm Blue 15mm Red 8mm Blue 6mm Red
	Stable Belt	Scarlet 9.5mm, dark blue 11mm, scarlet 35mm, dark blue 11mm, scarlet 9.5mm. Designs vary from leather straps fastened at the left side to cast buckles which fasten in the center and carry the RE cap badge design. Those personnel who have served Air Asslt, Cdo, EOD or who are cap badged R Mon RE (M) are permitted to wear specific designs of buckle in perpetuity. Whilst serving on the strength of QGE, Def Diving Sch or R Mons RE (M), personnel are permitted to wear appropriate design for the unit as authorised by the RE Regtl Col.
	Special Arm Badge	EOD. A yellow bomb on a green felt backing worn on the upper right arm below the TRF when worn on No 8 Dress. A bomb worn on the left forearm on No1 (gold embroidered on a blue backing), 2 and 3 (scarlet if serving on strength of 33 Engr Regt (EOD) otherwise as for No 8 dress), 10 (scarlet) and 11 dress (black). Diver. A divers helmet on a square khaki felt backing with 'SW' underneath denotes diver shallow water qualification. An advanced diver has the same badge but without the 'SW' whereas a diving supervisor has the helmet silhouette without a backing square. All badges worn on the left forearm on No1 (gold embroidered), 2 and 3 (gold on khaki), 10 (scarlet for officers, black for WO and SNCOs) and 11 dress (black).

Serial	Main Features	Description
(a)	(b)	(c)
		R Mon RE (M). On No 1 Dress, Militia flash is a rectangle surrounded by gold braid on a black background. In No 8 Dress it is green with a black thread overlocking, No 10 dress on a scarlet background. Can be worn on Nos 1, 2, 10 and 13 dress at regimental expense.
	Shoulder Belt Badges	QGE. Breast badge is as for cap badge but all in gilt and surrounded by a laurel wreath and surmounted by a crown; the overall dimensions being 4 1/8 “ high by 3” wide across the kukri hilts. Beneath a scroll inscribed “Quo Fas et Gloria Ducunt”. The pouch badge is as for cap badge design.
	Lanyards	Blue (No 3) plaited cord (plaited silk for officers) and worn on the right shoulder in No 2 dress and shirt sleeve order.

Brief Details of Uniform under Orders of Dress

NO 1 DRESS



Serial	Main Features	Description
(a)	(b)	(c)
		WO1s will wear Officer pattern uniform at individual expense.

Serial	Main Features	Description
(a)	(b)	(c)
9	Headdress	<p>RE Officer. Cap, forage, peaked is dark blue cloth; dark blue band; scarlet welt round top and top of Royal Garter banding. Those serving with Armoured or Cdo forces may wear appropriate berets. Additionally, at the discretion COs, qualified Air Asslt or Cdo personnel may be permitted to wear berets whilst assigned to ARTD Organisations.</p> <p>QGE Officers. As for RE Officer with QGE gilt buttons and QGE cap badge on a scarlet bob.</p> <p>QGE (Gurkha) Officers. Cap Kilmarnock with two gold bands, toorie and QGE cap badge in silver and gold.</p> <p>WO1. As for Officers at individual expense.</p> <p>ORs. As for Officers but with plain blue banding (no Royal Garter banding). Air Asslt and Cdo rule also applies.</p> <p>QGE ORs. Cap Kilmarnock with single yellow band, toorie and a QGE cap badge.</p>
10	Shoulder Straps	<p>QGE Officers. Cross belt, maroon rifle pattern with 1 breast badge and pouch at the rear.</p>
11	Rank Badges	<p>Officers Ceremonial. Stars; 19mm anodised with colour tops mounted on Gold Cord boards.</p> <p>Officers Non-ceremonial. As for ceremonial but mounted on blue baratheia backing boards.</p> <p>ORs. Gold thread on blue backing cloth.</p>
12	Trousers	<p>Officers. Overalls, dark blue with 51mm scarlet striping down the full length of each leg.</p> <p>QGE (Gurkha) Officers. Soldier pattern No1 dress trousers as laid down in Mat Regs Vol 3, Pam 8.</p> <p>WO & ORs (if issued). As laid down in Mat Regs Vol 3, Pam 8.</p>
13	Accoutrements	<p>Officer Ceremonial. Blue baratheia sword belt over which is worn a crimson sash with a gold sword sling worn under the sash. QGE wear shoulder belt.</p> <p>Officer Non-Ceremonial. Brown leather Sam Browne or shoulder belt for QGE with black plastic sword sling.</p> <p>ORs Belt Ceremonial. White nylon belt with brass clasps.</p>

Serial	Main Features	Description
(a)	(b)	(c)
14	Sword Incl scabbard & sword knot	Sword is L4A1 pattern. Ceremonial: RE and QGE Officers. Sword scabbard will be plated with a gold braided knot. Non-Ceremonial less QGE Officers. Scabbard will be brown leather with a brown leather knot tied close to the hilt.
15	Footwear Including spurs	Male Officers. Wellington/George boots with boxed spurs. QGE (Gurkha) Officers do not wear spurs. Female Officers. Black Leather Gibson. Court shoes may be worn at individual expense when appropriate. ORs. Assault boots or ankle high ammo boots (at individual expense). QGE ORs. Shoes black, highland pattern with dark blue socks.
16	Gloves	Ceremonial. White cotton. RE Officer Non-Ceremonial. Brown Leather. QGE Officer Non-Ceremonial. Black Leather. ORs Non-Ceremonial. No gloves worn. QGE ORs Non-Ceremonial. As above.

NO 2 DRESS

Serial	Main Features	Description
(a)	(b)	(c)
	Headdress	No 2 Dress to be inserted by PS12(A). RE Officer. As for No 1 Dress if parading with soldiers wearing Cap, forage, peaked. On minor parades Cap, khaki, peaked is to be worn. QGE Officers. As for No 1 dress or Hat Felt Gurkha. QGE (Gurkha) Officers. Hat Felt Gurkha. WO1. As for Officers at individual expense. ORs. As for Officers less Royal Garter banding. Air Asslt and Cdo rule also applies. QGE ORs. Hat Felt Gurkha.
	Cap Badge (if different)	QGE Hat Felt Gurkha. As for QGE Cap badge on a small blue bob, mounted on a MacLeod of MacLeod of Harris (Modern) tartan bob. Worn on the right-hand side.

Serial	Main Features	Description
(a)	(b)	(c)
	Jacket	No 2 Dress to be inserted by PS12(A).
	Collar Badge	RE Officer. RE grenade in bronze with ‘Ubique’ inscribed on a scroll underneath. QGE. As for cap badge in gilt and white metal worn vertically.
	Rank Badges	WO1. As for RE Officer as individual expense. RE Officers. As for No 1 Dress. QGE Officers (Gurkha). Bde of Gurkha’s stripe to be worn on epaulettes beneath badges of rank. QGE ORs. Standard size chevrons with blue cloth backing.
	Shirt & Tie	Officers. As issued. WO1s. As issued.. ORs. As issued
	Trousers	No 2 Dress to be inserted by PS12(A).
	Skirt	No 2 Dress to be inserted by PS12(A).
	Lanyards	Only worn if no sword is carried.
	Belts	RE Officer. No belt to be worn with Cap Khaki on minor parades, Sam Browne on all other occasions. QGE Officer. Cross Belt, maroon rifle pattern. ORs. Green nylon belt with black painted clasps. QGE ORs. Black plastic waist belt with metal buckle and QGE insignia embossed upon it. Kukris are worn with a black patent sheath.
	Sword	As for No 1 Dress non-ceremonial.
	Footwear	RE Male Officer. Shoes brown plain leather in the Oxford style with plain toecaps and uppers highly polished. RE Female Officer. Brown leather in the Gibson style. Court shoes may be worn at individual expense when appropriate. QGE Officer. George boots or shoes black, highland pattern with dark blue socks. WO1s. As for officers at individual expense. QGE ORs. Shoes black, highland pattern with black socks.
	Gloves	RE Officers. Brown Leather to be worn when parading with Sam Browne and medals.

Serial	Main Features	Description
(a)	(b)	(c)
		QGE Officers. Black leather to be worn.
		QGE ORs. Black woollen (Winter Order).

NO 3 DRESS

Serial	Main Features	Description
(a)	(b)	(c)
		As for No 1 Dress less the following:
	Jacket	Made of standard white cotton twill.
	Trousers	QGE Officers may wear overalls made from lightweight worsted terelene.

NO 4 DRESS

Serial	Main Features	Description
(a)	(b)	(c)
		As for No 2 dress except made of stone coloured polyester and wool worsted material.

NO 6 DRESS

Serial	Main Features	Description
(a)	(b)	(c)
		As for No 4 dress less the jacket should be bush pattern and is worn without shirt and tie.

NOS 5, 8 AND 9 DRESS (WARM WEATHER/TEMPERATE/TROPICAL)

Serial	Main Features	Description
(a)	(b)	(c)
	Belts	DPM pattern in the appropriate colour for the theatre. Stable belts may be worn at the discretion of COs otherwise issued webbing belt is to be worn with black painted clasps.
	Footwear	Boots as issued for Theatre.

NO 10 DRESS

Serial	Main Features	Description
(a)	(b)	(c)
	Headress	As for No1 dress les female officers who do not wear headress in this order of dress. Side caps may be worn at CO's discretion.
	Jacket	RE Officers (Male). Jacket is a scarlet superfine in the 1939 style. Lapels have a roll collar in indigo superfine with no join in the back. Collar badges are worn 202mm from the collar. Cuffs are also indigo and pointing up the sleeve with no stitching to show. Epaulettes are rounded end in scarlet superfine with 22 ligne mounted buttons. RE Officers (Female). Jacket is scarlet superfine in the 1991 Murrison style. Collar is half stand in indigo superfine with curved ends. Cuffs are as for male officers. The dress is Taffeta style Windsor blue polyester over moiré scarlet with a plain neckline. Epaulettes are scarlet, cummerbund has five pleats in scarlet and sleeve inserts have scarlet buttons. Male and Female SNCOs. As for male and female officers respectively less collar badges which are slightly smaller.
	Rank Badges	Officers. On Jackets 5/8 gold embroidered with coloured tops. Note blue dot to be positioned towards sleeve head. Female Officers. For females dress has 3/8 gold embroidered rank. Warrant Officers. Rank as for No1 dress but on black backing and worn on right forearm. SNCOs. Rank as for No 1 Dress but 2/3 size and on black backing.
	Vest	Midnight blue barathea, open in front and with no collar. Fastened with 4 mounted RE pattern gilt 22 ligne buttons.
	Special Arm Badges	Officers. 2/3 size, gold embroidered on a scarlet background.

Serial	Main Features	Description
(a)	(b)	(c)
		WO and SNCOs. 2/3 size, gold embroidered on a black background.
	Footwear	As for No 1 dress less female officers who are to wear dark blue or black evening shoes at individual expense.

NO 11 DRESS

Serial	Main Features	Description
(a)	(b)	(c)
		As for No 10 Dress less the following:
	Jacket	Made from white cotton twill. Female officers do not wear jackets with this order of dress.
	Rank Badges	As for Nos 1 and 2 Dress.
	Special Arm Badges	As for No 10 Dress but on a black background.
	Cummerbund	Scarlet Cummerbund.

NOS 13/14 DRESS

Serial	Main Features	Description
(a)	(b)	(c)
	Nos 13/14 Dress	To be confirmed.

BAND OF THE ROYAL ENGINEERS

REGULATIONS FOR HOME SERVICE CEREMONIAL UNIFORM

FULL DRESS

DIRECTOR OF MUSIC AND WO1

1. Headdress. Black fur busby with Garter blue bag on right-hand side. A plume-socket on left side, in the form of a burnished gilt grenade, mounted with the Royal Arms in gilt. Gilt chin-chain with leather backing lined with black velvet.

2. Plume. White upright horsehair, reaching not more than ½ in. above the top of the busby. A gilt retaining ring halfway up the plume.

3. Tunic. Scarlet cloth, with blue velvet collar, cuffs and piping. The collar not less than 2 inches and not more than 2 ½ inches high, cut square in front, fastened with two hooks and eyes, and ornamented with ¾-inch gold "Staff" pattern lace along the top and fronts, and edged all round with gold cord. Grenade collar badges in silver embroidery. The cuffs pointed, 2 inches deep at the back and 3 inches at the point, edged with round cord traced both sides with Russia braid, forming an Austrian knot extending to 9 inches from the bottom of the cuff. Six large gilt buttons down the front. The skirt closed behind, with two pleats piped with blue velvet; two buttons at the waist behind (with centres 3 inches apart). Front and skirts (including their lower edges) edged with blue velvet piping 1/8-inch wide. Gilt/brass belt-hook in waist-seam at each side. Twisted round gold shoulder-cords of Royal Engineers pattern (see 1911 Dress Regulations, Plate 27) lined with scarlet cloth, fastened at the top by a small button with screw attachment. Badges of rank in silver embroidery for officer, in gold embroidery on blue cloth, with Musician's badge to match, for WO 1.

4. Trousers. Blue cloth overalls (with foot-straps) with a scarlet stripe 2 inches wide down each side-seam.

5. Shoulder-Belt. Red Morocco leather, 2 inches wide, trimmed with three rows of 3/8 inch gold embroidery, the outer rows straight, the central row wavy; gilt brass buckle, tip and slide with "RE" monogram in the tip.

6. Pouch. Standard black patent leather, folding pattern (or, optionally, a black patent leather binocular-case) with gilt suspension-loops. Flap bearing the Royal Arms in gilt metal, with Corps mottoes below.

7. Waist-Belt. Red Morocco leather, 1 ½ inches wide, edged with two rows of ¼ inch gold embroidery; matching sword-slings 1 inch wide, edged with two rows of 3/16 inch embroidery and fitted with gilt wire billet buckles. Rectangular burnished gilt waistclasp, mounted with the Royal Cypher within a crowned Strap inscribed ROYAL ENGINEERS surrounded by a bayleaf wreath, all in white metal.

8. Boots. George (or Wellington). Swan-necked nickel-plated spurs.

9. Sword and Scabbard, Infantry pattern with nickel-plated scabbard. Optionally the special Royal Engineers pattern sword may be worn.

10. Sword Knot. Gold cord with gold acorn.

11. Gloves. White, wrist (cotton or leather).

BAND SERGEANT MAJOR (WARRANT OFFICER CLASS 2)

12. Headdress. As for Officer/WO1 (see Para 1 above but plume-socket may be of anodised metal).

13. Plume. As for Officer/WO1 (see Para 2 above).

14. Tunic. Scarlet cloth, with blue velvet collar, cuffs and piping. The collar not less than 1 3/4 inches and not more than 2 inches high, cut square in front, fastened with two hooks and eyes, and ornamented all round with narrow gold cord, traced inside with Russia braid. The cuffs pointed, 2 inches deep at the back and 3 inches at the point, edged with narrow round cord traced both sides with Russia braid, forming an Austrian knot extending to 9 inches from the bottom of the cuff. Eight large Corps buttons down the front. The skirt closed behind, with two pleats piped with blue velvet; two buttons at the waist behind (with centres 3 inches apart). Front and skirts (including their lower edges) edged with blue velvet piping 1/8-inch wide. Gilt/brass belt-hook in waist-seam at each side. Twisted round gold shoulder-cords of Royal Engineers pattern (see 1911 Dress Regulations, Plate 27) lined with scarlet cloth, fastened at the top by a small button with screw attachment, and bearing grenades in silver embroidery.

15. Badges of rank and appointment. Placed immediately above the top of the Austrian knot, a Musician's badge below a WO 2's rank-badge, both badges in gold embroidery on blue backing.

16. Trousers. Full Dress pattern, of substantial blue cloth without pleats. A scarlet stripe 2 inches wide down each side-seam.

17. Boots. Black, George.

18. Sword-Belt. Heavy, solid, white matt plastic (to resemble buff leather) 1 3/4 inches wide. Circular gilt metal clasp, the male part bearing the Royal Crest (Lion on Crown), the female part a circlet inscribed "DIEU ET MON DROIT". Sword-slings of the same material as the belt, 1 inch wide, with gilt metal billet studs and square buckles.

19. Sword and Scabbard. Sword Infantry, Warrant Officer, with nickel-plated scabbard.

20. Sword-Knot. White matt plastic strap and acorn.

21. Gloves. White, wrist.

22. Shoulder-Belt. Heavy white matt plastic (to resemble buff leather), with brass fittings and white pouch, both of standard Musician's pattern with gilt/brass Royal Arms badge on the pouch-flap.

STAFF SERGEANT AND SERGEANT:

23. Headdress and plume. As for WO 2 (See Paras 12-13 above)

24. Tunic. As for WO 2 (See Para 14 above) but without Russia tracing inside the cord edging of collar or cuffs Plain gold cord loop on shoulders.

25. Badges of rank and appointment. Worn on right upper arm, on blue backing, as follows:

a. Staff Sergeant: Three chevrons of 1/2 inch gold Bias & Stand lace, with a Bandsman's lyre badge in gold embroidery superimposed upon the chevrons, a Grenade above the chevrons and the crown above that, both in gold embroidery.

b. Sergeant: As for Staff Sergeant, but without the crown.

CORPORAL, LANCE-CORPORAL AND MUSICIAN:

26. Headdress and plume. As for WO 2 (See Paras 12-13 above)

27. Tunic. As for Sergeant (See Para 24 above) but with yellow worsted cord edging to collar and cuffs. Plain loop of yellow worsted cord on shoulders.

28. Badges of rank and appointment. Worn on right upper arm, on blue backing, as follows:

a. Corporal: Two chevrons of 1/2 inch gold Bias & SfcErd lace, below a Bandsman's lyre badge in gold embroidery.

b. Lance Corporal: One chevron, as for Corporal, below a Bandsman's lyre badge in gold embroidery.

c. Musician: Lyre badge only.

29. Good Conduct Badges (as appropriate). Half-inch gold lace, on blue backing worn on left forearm, the lower edge 1/2 inch above the top of the Austrian knot.

30. Trousers, Boots and Gloves. As for WO 2 (See Paras 16, 17 and 21 above). Fingerless mitts for woodwind.

31. Waistbelt. Heavy, solid, white matt plastic (to resemble buff leather) 1 3/4 inches wide. Circular gilt metal clasp, the male part bearing the Royal Crest, the female part a circlet inscribed "DIEU ET MON DROIT".

32. Shoulder-Belt. As described in Para 22 above.

DRUM MAJOR

33. Headdress. As for WO 2 (See Paras 12-13 above)

34. Tunic and Trousers. As for WO 2 (See Paras 14 and 16 above)

35. Badges of rank and appointment. Worn on blue backing as follows:

a. Badge of Rank: No badge worn, unless WO 2.

b. Badge of Appointment: Royal Engineer Bugle Major's special badge in gold embroidery, on right forearm, superimposed on a four-bar chevron (see Figure 1). WO 2's rank-badge, if applicable, worn above.

36. Sword, sword-knot, scabbard and sword-belt. As for Band Sergeant-Major (WO 2).

37. Sash, Drum Major's. As currently worn.

GREATCOAT AND CAPE (PROVISIONAL ARRANGEMENTS)

DIRECTOR OP MUSIC AND W01:

38. Greatcoat. Dark Blue, double-breasted, four gilt buttons in each row. Badges of rank in gilt metal on shoulder-straps for officer and in gold embroidery on right forearm for W01.

39. Cape. Not worn.

WO II AND BELOW:

40. Greatcoat. Dark blue, double-breasted, pattern as for ORs' khaki greatcoat, the collar to be hooked up at the neck to conceal the uniform below (no separate stock to be worn). Policy on badges of rank to be laid down in due course, but provisionally to be as on the Full Dress tunic.

41. Cape. Dark blue cloth, fastened with small buttons, to reach the bottom of the sleeve of the tunic.

No 1 DRESS

DIRECTOR OF MUSIC AND W01:

42. Forage Cap. Royal Engineers pattern.

43. Frockcoat. Universal pattern, double-breasted, of blue "doeskin" cloth, with gilt buttons. Shoulder-straps of blue cloth. Badges of rank in gold embroidery for officer and as on Full Dress tunic for W01.

44. Sword-belt (worn with frockcoat but not with No 1 Dress jacket). As for Full Dress.

45. Jacket No 1 Dress. Officer's Universal Pattern, with detachable gold shoulder-cords as in Full Dress (see Para 3 above) but with blue cloth lining (Blue cloth shoulder-straps, as for the frockcoat, are worn in No 1 Dress Non-Ceremonial).

46. Badges of Rank.

a. Officer. In silver embroidery on the gold shoulder-cord. In gilt metal on the cloth shoulder-strap. b. W01. As for Full Dress tunic.

47. Accoutrements.

a. Ceremonial Order. Shoulder-belt, pouch, gloves, sword-slings, scabbard and sword-knot as for Full Dress. (Shoulder-belt and pouch are not worn with the Frockcoat).

b. Non Ceremonial Order. Sam Browne belt, brown leather gloves and sword-knot.

48. Overalls, Boots, Spurs, Sword. As for Full Dress.

WO 2 AND BELOW:

49. Forage Cap. Royal Engineers pattern.

50. Jacket No 1 Dress. ORs' Universal pattern, but with a plain loop of gold cord on shoulders. (No other gold ornamentation is to be worn).


51. Badges of Rank and Appointment. As for Full Dress tunic (see Paras 25 and 28), but Drum Major may wear standard insignia, as for Infantry, in lieu of the special badge prescribed in Para 35 b.

52. Accoutrements. Waistbelt (and, optionally, shoulder-belt), as for Full Dress,

53. Trousers and Boots. As for Full Dress. (No 1 Dress trousers, with 2-inch scarlet stripes, and black shoes may be worn when performing as a concert band).

ROYAL ENGINEERS

Figure I
(Detail of Drum Major's Badge of Appointment)
See Para 35b



Detail of Badge

(actual size

CORPS OF ROYAL SIGNALS

Serial (a)	Main Features (b)	Description (c)
1	Cap Badge	<p>The figure of Mercury holding a caduceus in his left hand, his right hand held aloft, poised on a globe with his left foot, the globe superimposed on a scroll inscribed "CERTA CITO". The whole ensigned with a crown which is detached from the remainder of the badge. Mercury and the globe in silver plate. The crown and scroll in gilt. 13/8" high by 1" wide. The officers' pattern cap badge worn with the forage and service dress caps is silver plated. The crown, which is detached from the remainder of the badge, and the scroll are in gilt. The soldiers' pattern badge is in anodised aluminium. An embroidered version of the Corps badge is worn by officers and WO1s with the beret which is not provided by service sources. Soldiers wear the normal cap badge.</p>
2	Collar Badge	<p>The Corps collar badges for officers and soldiers are the same as the cap badge, without the crown, one with the figure of Mercury facing right and one with the figure facing left. On jackets the figures are to face inwards.</p>
3	Facing Colour (Dress)	
4	Tunic Buttons	<p>Buttons, for Officers and Soldiers, are half-domed and in gilt anodised aluminium and show the figure of Mercury holding a caduceus in his left hand, his right hand held aloft, poised on a globe with his left foot. Authorised sizes are:</p> <p>For No.1 and No.2 dress: (a) 30 ligne - small - pockets and shoulders (b) 40 ligne - large - front</p> <p>For No.10 dress: 24 ligne.</p>

Serial (a)	Main Features (b)	Description (c)
5	TRF	All Officers and Soldiers are to wear the Corps TRF on the right sleeve of the Shirt Combat and Field Jacket in Nos. 5 and 8 dress. The Blue half of the badge is to face forward. The badge is machine woven with overall dimensions 6cm x 2cm with a 3mm olive drab overlocked edge. The internal colours are navy blue and white.
6	Lanyard	The Corps lanyard is the Blue No.2 plaited cord lanyard as provided by service sources (NSN 8465-99-975-7475). It is worn with Nos. 2, 4, 6, 7 and 14B dress around the right shoulder.
7	Stable Belt	Heavy quality webbing 3 inches wide in Corps colours - light blue 11/16 inches, dark blue 3/8 inches and green 11/16 inches with a regimental (Mercury) Mazak locket buckle.
8	Special Arm Badge	Nil

NO 1 TEMPERATE CEREMONIAL DRESS (NON-CEREMONIAL)

Serial (a)	Main Features (b)	Description (c)
9	Head-dress	Standard cap, forage, peaked of dark blue cloth with black lace. Field officers to have ¾ inch wide gold embroidery stitched onto the front edge of the peak.
10	Jacket	Officers Male: Dark blue barathea, patrol pattern. Officers Female: Dark blue barathea patrol jacket cut to female pattern. Female officers may wear a sword that is shortened by up to 3 inches.

11	Netherwear	<p>Officers: Blue cloth overalls with black leather foot-straps and a scarlet stripe 2 inches wide down each side seam.</p> <p>Soldiers: Blue cloth trousers with a scarlet stripe 2 inches wide down each seam.</p> <p>Females: Dark blue barathea skirt made to the same pattern as No 2 dress (Service dress), seamless black tights.</p>
12	Badges of rank	Officers: Gilt anodised metal. Soldiers: Gold embroidered on scarlet backing.
13	Medal ribbons	Permanently fitted, 3/8 inches long.
14	Specialist badges	Gold and silver embroidered on blue backing.
15	Shirt	White, without collar, with soft square cut double cuffs.
16	Collar	White strip collar, fitted to metal studs in stand.
17	Boots and Spurs	Officers/WO1s: George or Wellington boots with nickel-plated swan-necked box-spurs. WO2s and below: Ammunition boots.
18	Gloves	<p>Officers: Brown leather with single button fastening.</p> <p>Soldiers: White cotton/nylon wrist gloves with single button fastening.</p>

19	Belt	Officers: Sam Browne belt. When ordered for parades a brown leather sword frog is worn with a sword (Infantry No 4 pattern sword (L4A1)) fitted with a brown leather oval buff and sword knot (looped through once and left to hang) and a brown leather scabbard (L9A1). All brown leather should be stained dark brown and bulled. Soldiers: Black parade belt with plain gilt waist plate with Corps badge in the centre and matching bayonet frog. Soldiers may also wear a white plastic belt and bayonet frog.
----	-------------	--

NO 1 TEMPERATE CEREMONIAL DRESS (CEREMONIAL ORDER)

The following additional/alternate items are worn in ceremonial dress.

Serial (a)	Main Features (b)	Description (c)
20	Shoulder Boards	Officers: Gold Infantry pattern 3 cord twisted shoulder boards with blue or black backing with gilt anodised metal rank badges.
21	Shoulder Belt	Officers: Black Russia leather edged with two parallel rows of 5/8 inch gold AGC Staff lace.
22	Pouch	Officers: The pouch is made of black patent leather of collapsible design.
23	Blue web sword belt with shoulder suspender and slings	Officers/WO1s: The short and long sword slings are made of black Russia leather (textured), traced on each edge with 3/8 inch wide strips of gold AGC Staff lace. Worn under the No 1 dress jacket, except for WO1s who wear them over the jacket with a black plastic parade belt.

24	Infantry No 4 pattern sword (L4A1)	Officers/WO1s: With white oval leather buff and nickel-plated Infantry No 5 pattern steel scabbard (L4A1).
25	Gloves	White cotton/nylon wrist gloves with single button fastening.
26	Crimson sash with two tassels	WO1s: Worn over the left hip by all WO1s (less WO1 Bandmaster) Also by officers who are unable to obtain a shoulder belt and pouch.
27	Gold 3/16 inch orris cord sword knot and acorn	Officers/WO1s: With runner.

NO 2 DRESS TEMPERATE PARADE UNIFORM

Serial (a)	Main Features (b)	Description (c)
28	Head-dress	Forage cap as No.1 dress. Officers Male: Normally forage cap when on parade but the service dress cap may be worn on appropriate occasions at the discretion of Commanding Officers. Officers Female: Standard pattern peaked forage cap of wool blue No 2 and service dress cap of khaki barathea (The Hobson Hat - Specification No UK/SC/5229A).
29	Jacket	Males and Females: Standard pattern
30	Trousers	Males: Standard pattern khaki to be made of the same material and shade as the jacket. Female: Standard pattern skirt of khaki barathea to match jacket.
31	Badges of rank	Officers: Gilt anodised metal. Soldiers: Embroidered cloth on khaki backing on both sleeves.

Serial (a)	Main Features (b)	Description (c)
32	Medal ribbons	As No.1 dress - Permanently fitted 3/8 inch wide.
33	Specialist badges	Embroidered cloth on khaki backing.
34	Shirt	As issued for all.
35	Tie	As issued for all.
36	Socks & Hosiery (Tights)	Officers Male: Khaki shade. Officers & Soldiers Female: Seamless tights Natural Tan in colour. Soldiers: Issue combat socks.
37	Footwear	Officers Male: Brown shoes with toe cap. Officers Female: Brown leather (Gibson) or when appropriate (not on parade with soldiers) brown leather court shoes. Soldiers Male: Issue Boots Combat High or Ammunition Boots. Soldiers Female: Black issue Gibson shoes.
38	Belt	Officers: Sam Browne belt. Soldiers: Issue Green Combat belt and frog or for more formal parades either a heavy duty black or white plastic belt with gilt mirror polished waist plate and Corps badge and a black or white plastic bayonet frog.
39	Gloves	As No.1 dress Non-Ceremonial. Officers: Brown leather with single button fastening. Soldiers: White cotton/nylon wrist gloves with single button fastening.
40	Handbag	Officers Female: Dark brown leather as issued. Handbags are not to be carried on parade.

NO 8 DRESS - TEMPERATE COMBAT DRESS

Serial (a)	Main Features (b)	Description (c)
41	Head-dress	Officers & Soldiers: Beret or tropical DPM hat when the combat helmet with DPM cover is not worn.
42	Badges of rank	DPM rank slides with buff embroidery provided by service sources. Blue embroidered DPM rank slides together with the title "ROYAL SIGNALS" may be worn in barracks, but not on training or operations.
43	Badges	Union Flag, FB and All Arms Commando badge (if entitled) on left sleeve. Parachute/SAS wings (if entitled) and Corps TRF on right sleeve.
44	Shirt	DPM Combat shirt or Norwegian shirt as provided by service sources as directed by the Commanding Officer. In warm weather when ordered the smock may be worn with sleeves rolled up and without a shirt. The cotton tee shirt is to be worn at all times.
45	Belt	When this uniform is worn without webbing a Combat belt is worn in the trouser belt loops or over the field jacket. A Corps stable belt may be worn in the trouser belt loops in barracks but not on training or operations.
46	Footwear	Boots combat high. Warm weather or jungle may also be worn.
47	Name-tags	Standard issue black on green. Name-tags are worn on the left breast of the combat shirt and field jacket above the pocket.
48	Socks	Issue combat socks. Socks warm weather as issued may be worn when authorized by Commanding Officers.

49	Sweat cloth	A green sweat cloth issued from service sources may be worn in tropical theatres or in hot weather if authorized by Commanding Officers.
----	--------------------	--

NO 10 TEMPERATE MESS DRESS

Serial (a)	Main Features (b)	Description (c)
50	Head-dress	Forage cap. Not normally worn by Female Officers, but if necessary the forage cap may be worn.
51	Jacket	Officers/WO1s Male: Scarlet (Hainsworth Red 102), all wool doeskin face cloth with black (Hainsworth Blue 112) all wool doeskin roll collar and black pointed cuffs. Shoulder straps of scarlet cloth. Officers/WO1s Female: The standard pattern with half lapel and small rounded high collar. Jacket made of scarlet cloth with black lapel, collar and cuffs. Shoulder straps of scarlet cloth. WO2 & SNCOs Male: As Officers but no buttons or shoulder straps.
52	Vest	Officers/WO1s Male: Black, all wool doeskin face cloth with slight U shaped front and no collar. Fastened with four 24 ligne mounted pattern R SIGNALS buttons. WO2 & SNCO: As for officers but with soldier pattern buttons.
53	Badges of rank	Officers Male: Gold embroidered without backing. Officers Female: Gold embroidered on scarlet backing. WOs & SNCOs: As No.1 dress but of 2/3 size - Gold embroidered on scarlet backing on right sleeve.
54	Specialist badges	As No.1 dress but of 2/3 size - Gold embroidered on scarlet backing.

55	Medals and Decorations	Miniature medals and Neck Orders are to be worn. Medals should be court mounted.
56	Shirt	Males: White marcella (golf ball) pattern front with collar attached and soft square cut cuffs fastened with plain gold or gold cufflinks of simple design. The shirt may have a winged collar.
57	Tie	Males: Black dress bow tie, single or double ended, butterfly type.
58	Footwear	Officers Male: As No 1 dress. WO2s Male: May wear George or Wellington boots with nickel-plated swan-necked box-spurs as per Officers. Females: Black or dark navy blue court shoes. Shoes may be patent leather. WO2s & SNCOs Male: George boots.
59	Specialist badges	Gold embroidered on scarlet backing.
60	Trousers	Officers Male: As for No 1 dress.
61	Socks	Males: Blue plain pattern.
62	Dress	Officers/WO1s Female: Full length black satin backed crepe which may be lined. WOs & SNCOs Female: Pattern similar to the officers' dress but with short sleeves.
63	Cummerbund	Females: A separate cummerbund 3 inches deep with three equal pleats, of the same material as the dress, to be side fastening and may be boned.
64	Evening Bag	Females: Black or dark navy blue. Bags may be patent leather.

65	Jewellery	Females: A single or double strand pearl short necklace may be worn with matching pearl stud earrings.
----	------------------	--

NO 13A TEMPERATE BARRACK DRESS

No.13A dress unless otherwise indicated.

Serial (a)	Main Features (b)	Description (c)
66	Head-dress	As No.8 dress - beret. For No.13B dress Officers are to wear SD hat.
67	Shirt & Tie	As issued for all.
68	Jersey	Jersey heavy wool. Name-tag to be sewn onto left breast.
69	Trousers	Issued Barrack Dress or trousers green lightweight. Females to wear issue barrack dress skirt or slacks at discretion of the Commanding Officer in No.13B dress.
70	Footwear	Boots combat high. Officers/WO1s may wear brown shoes with toe cap for No.13A dress and must wear them for No.13B dress.
71	Belt	Green combat or plastic belt. Stable belts may also be worn, but only in No.13B dress.
72	Field Jacket	Issue. A field jacket with combat belt provided by service sources may be worn at the discretion of the Commanding Officer.
73	Waterproof Clothing	DPM waterproof clothing as issued by service sources may be worn during inclement weather. For No.13A dress only.

74	Badges of Rank	Officers: Olive drab slide with embroidered rank. Soldiers: Embroidered cloth on khaki backing.
----	-----------------------	--

NO 14 TEMPERATE WORKING DRESS (SHIRT SLEEVE)

No.14A dress unless otherwise indicated.

Serial (a)	Main Features (b)	Description (c)
75	Head-dress	Beret with metal cap badge or embroidered for officers. Officers/WO1s to wear SD hat in No.14B dress.
76	Shirt	Shirt combat green, with sleeves turned up to above elbow. Name-tag to be sewn onto left breast above pocket. Blue lanyard worn in No.14B dress on right shoulder.
77	Trousers	Barrack Dress or trousers green lightweight. Females to wear issue barrack dress shirt in No.14B dress.
78	Footwear	Boots combat high or warm weather. In No.14B dress as No.2 dress.
79	Belt	Green combat belt or Royal Signals official pattern stable belt.
80	Badges of Rank	Officers: Buttermilk slides with embroidered rank. WOs: Metal on leather wrist strap. Soldiers: Embroidered on khaki backing.
81	Combat Smocks	Combat smocks provided by service sources may be worn with belts at the discretion of the Commanding Officer.

AUTHORISED DRESS FOR QUEEN'S GURKHA SIGNALS

Serial (a)	Main Features (b)	Description (c)
1	Cap Badge	The figure of Mercury holding a caduceus in his left hand, his right hand held aloft, poised on a globe with his left foot, the globe superimposed on a scroll inscribed "CERTA CITO". The winged Mercury is joined together with crossed Kukri's both of which are in silver. The crown and scroll in gilt. 13/8" high by 1" wide (NSN 8455-99-869-3624). An embroidered version of the Corps badge is worn by Officers and WO1s with the beret which is not provided by service sources. Soldiers wear the normal metal cap badge.
2	Collar Badge	The collar badges for officers and soldiers are the same as the cap badge but in a smaller size (NSN 8455-99-869-3626), one with the figure of Mercury facing right and one with the figure facing left. On jackets the figures are to face inwards.
3	Facing Colour (Dress)	
4	Tunic Buttons	Buttons, for Officers and Soldiers, are half-domed and in black (plastic moulded) and show the figure of Mercury holding a caduceus in his left hand, his right hand held aloft, poised on a globe with his left foot. Authorised sizes are: (a) 40 ligne - Large For: No 1, 2, 3, 4 and 6 Dress and Blazer (b) 30 ligne - Medium For: Side hat, Mess kit epaulette buttons (c) 20 ligne - Small
5	TRF	1. All Officers and Soldiers are to wear the Brigade of Gurkhas TRF (Crossed kukri's woven in black with green background - overall dimensions of approx 6cm x 3cm) on the right sleeve of the Shirt Combat and Field Jacket including in No 7, 8 and No 9 Dress. 2. All Officers and Soldiers are also to wear the Royal Corps of Signals TRF on the right sleeve of the Shirt

		Combat and Field Jacket in No 7, 8 and No 9 dress. This is to be worn below the Bde of Gurkhas TRF. The Blue half of the badge is to face forward. The badge is machine woven with overall dimensions 6cm x 2cm with a 3mm olive drab overlapped edge. The internal colours are navy blue and white.
6	Lanyard	Soldiers: The QG Signals soldier's lanyard is the same as the Royal Signals Corps lanyard. Blue No.2 plaited cord lanyard as provided by service sources (NSN 8465-99-975-7475). It is worn with Nos. 2, 4, 6, 7 dress and in the Trg Order; around the right shoulder. Officers and WOs: Officers and WO's will wear Whistle Cord (purchased through the PRI).
7	Stable Belt	Heavy quality webbing 2.6 inches wide in QG Signals colours - blue 1 inches, red ½ inches and blue 1 inches with a regimental (Mercury) Mazak locket buckle.
8	Special Arm Badge	Nil

NO.1 TEMPERATE CEREMONIAL DRESS (NON-CEREMONIAL)

Serial (a)	Main Features (b)	Description (c)
9	Head-dress	British Officers: a. Standard cap, forage, peaked of dark blue cloth with black lace. Field officers to have ¾ inch wide gold embroidery stitched onto the front edge of the peak. Gurkha Officers: b. Kilmarnock Hat (issue)
10	Jacket	Officers Male: Dark blue barathea, patrol pattern.
11	Netherwear	Officers: Blue cloth overalls with black leather foot-straps and a scarlet stripe 2 inches wide down each side seam. Soldiers: Blue cloth trousers with a scarlet stripe 2 inches wide down each seam.
12	Badges of rank	Officers: Gilt anodised metal (moulded black). Soldiers: Gold embroidered on blue backing.
13	Medal ribbons	Permanently fitted, 3/8 inches long.

14	Specialist badges	Gold and silver embroidered on blue backing.
15	Shirt	White, without collar, with soft square cut double cuffs.
16	Collar	White strip collar, fitted to metal studs in stand.
17	Boots and Spurs	Officers/WO1s: George or Wellington boots with nickel-plated swan-necked box-spurs. WO2s and below: Ammunition boots.
18	Gloves	British/Gurkha Officers: Black leather with single button fastening. Soldiers: White cotton/nylon wrist gloves with single button fastening.
19	Belt	British Officers: QG Signals Cross belt. When ordered for parades a brown leather sword frog is worn with a sword (Infantry No 4 pattern sword (L4A1)) fitted with a brown leather oval buff and sword knot (looped through once and left to hang) and a brown leather scabbard (L9A1). All brown leather should be stained dark brown and bulled. Gurkha Officers: Sword Black leather pattern. Soldiers: Black parade belt with plain gilt waist plate with QG Signals badge in the centre and matching bayonet frog. Soldiers may also wear a white plastic belt and bayonet frog including Kukri on the left side of the belt (as ordered).

NO.1 TEMPERATE CEREMONIAL DRESS (CEREMONIAL ORDER)

The following additional/alternate items are worn in ceremonial dress.

Serial (a)	Main Features (b)	Description (c)
20	Gold Infantry pattern 3 cord twisted shoulder boards	Officers: With blue or black backing with gilt anodised metal rank badges.
21	Shoulder Belt	Officers: Black Russia leather edged with two parallel rows of 5/8 inch gold AGC Staff lace.
22	Pouch	Officers: The pouch is made of black patent leather of collapsible design.
23	Blue web sword belt with shoulder suspender and slings	Officers/WO1s: The short and long sword slings are made of black Russia leather (textured), traced on each edge with 3/8 inch wide strips of black leather lace. Worn under the No 1 dress jacket, except for WO1s who wear them over the jacket with a black plastic parade belt.
24	Infantry No 4 pattern sword	Officers/WO1s: With black oval leather buff and nickel-

	(L4A1)	plated Infantry No 5 pattern steel scabbard (L4A1).
25	Gloves	White cotton/nylon wrist gloves with single button fastening.
26	Crimson sash with two tassels	WO1s: Worn over the left hip by all WO1s (less WO1 Bandmaster) Also by officers who are unable to obtain a shoulder belt and pouch.
27	Gold 3/16 inch orris cord sword knot and acorn	Officers/WO1s: With runner.

NO. 2 DRESS TEMPERATE PARADE UNIFORM

Serial (a)	Main Features (b)	Description (c)
28	Head-dress	Forage cap as No.1 dress. Officers Male: Normally forage cap when on parade but the service dress cap may be worn on appropriate occasions at the discretion of Commanding Officers. Officers Female: Standard pattern peaked forage cap of wool blue No 2 and service dress cap of khaki baratheia (The Hobson Hat - Specification No UK/SC/5229A). Gurkha Officers and soldiers: Gurkha Felt Hat (issue).
29	Jacket	As issued.
30	Trousers	As issued.
31	Badges of rank	Officers: Gilt anodised metal moulded in black. Soldiers: Embroidered cloth on blue backing on both sleeves.
32	Medal ribbons	As No.1 dress - Permanently fitted 3/8 inch wide.
33	Specialist badges	Embroidered cloth on khaki backing.
34	Shirt	As issued.
35	Tie	As issued.
36	Socks & Hosiery (Tights)	Officers Male: Khaki shade. Officers & Soldiers Female: Seamless tights Natural Tan in colour. Soldiers: Issue combat socks.
37	Footwear	Officers Male: George Boot. Officers Female: Brown leather (Gibson) or when appropriate (not on parade with soldiers) brown leather court shoes. Soldiers Male: Issue Highland shoe, Boots Combat High or Ammunition Boots. Soldiers Female: Black issue Gibson shoes.
38	Belt	Officers: Cross belt. Soldiers: Issue plastic belt and frog or for more formal parades either a heavy duty black or white plastic belt with gilt mirror polished waist plate and QG

		Signals badge and a black or white plastic bayonet frog including Khukuri at the left side of the belt (as ordered).
39	Gloves	As No.1 dress Non-Ceremonial. Officers: Black leather with single button fastening. Soldiers: White cotton/nylon wrist gloves with single button fastening.
40	Handbag	Officers Female: Dark brown leather as issued. Handbags are not to be carried on parade.

NO.8 DRESS - TEMPERATE COMBAT DRESS

41	Head-dress	Officers & Soldiers: Beret or tropical DPM hat when the combat helmet with DPM cover is not worn.
42	Badges of rank	DPM rank slides with buff embroidery provided by service sources. Blue embroidered DPM rank slides together with the title "QG SIGNALS" may be worn in barracks, but not on training or operations.
43	Badges	Union Flag, FB and All Arms Commando badge (if entitled) on left sleeve. Parachute/SAS wings (if entitled) and the Bde of Gurkhas and Corps TRF on right sleeve.
44	Shirt	DPM Combat shirt or Norwegian shirt as provided by service sources as directed by the Commanding Officer. In warm weather when ordered the smock may be worn with sleeves rolled up and without a shirt. The cotton tee shirt is to be worn at all times.
45	Belt	When this uniform is worn without webbing a Combat belt is worn in the trouser belt loops or over the field jacket. A QG Signals stable belt may be worn in the trouser belt loops in barracks but not on training or operations.
46	Footwear	Boots combat high. Warm weather or jungle may also be worn.
47	Name-tags	Standard issue black on green. Name-tags are worn on the left breast of the combat shirt and field jacket above the pocket.
48	Socks	Issue combat socks. Socks warm weather as issued may be worn when authorized by Commanding Officers.
49	Sweat cloth	A green sweat cloth issued from service sources may be worn in tropical theatres or in hot weather if authorized by Commanding Officers.

NO.10 TEMPERATE MESS DRESS

Serial (a)	Main Features (b)	Description (c)
50	Head-dress	Side Hat. Not normally worn by Female Officers, but if necessary the forage cap may be worn.
51	Jacket	Officers/WO1s Male: Scarlet (Hainsworth Red 102), all wool doeskin face cloth with black (Hainsworth Blue 112) all wool doeskin roll collar and black pointed cuffs. Shoulder straps of scarlet cloth. Officers/WO1s Female: The standard pattern with half lapel and small rounded high collar. Jacket made of scarlet cloth with black lapel, collar and cuffs. Shoulder straps of scarlet cloth. WO2 & SNCOs Male: As Officers but no buttons or shoulder straps.
52	Vest	No vest is worn, instead Grant Tartan cummerbund is to be worn by all Officers, WOs and SNCOs.
53	Badges of rank	Officers Male: Black Metal moulded small. Officers Female: Black Metal moulded small. WOs & SNCOs: As No.1 dress but of 2/3 size - Gold embroidered on scarlet backing on right sleeve.
54	Specialist badges	As No.1 dress but of 2/3 size - Gold embroidered on scarlet backing.
55	Medals and Decorations	Miniature medals and Neck Orders are to be worn. Medals should be court mounted.
56	Shirt	Males: White marcella (golf ball) pattern front with collar attached and soft square cut cuffs fastened with plain gold or gold cufflinks of simple design. The shirt may have a winged collar.
57	Tie	Males: Black dress bow tie, single or double ended, butterfly type.
58	Footwear	Officers Male: George boots. WO2s Male: Shoe Highland Females: Black or dark navy blue court shoes. Shoes may be patent leather.
59	Specialist badges	Gold embroidered on scarlet backing.
60	Trousers	Officers Male: As for No 1 dress.
61	Socks	Males: Blue plain pattern.
62	Dress	Officers/WO1s Female: Full length black satin backed crepe which may be lined. WOs & SNCOs Female: Pattern similar to the officers' dress but with short sleeves.

63	Cummerbund	Females: A separate cummerbund 3 inches deep with three equal pleats, of the same material as the dress, to be side fastening and may be boned.
64	Evening Bag	Females: Black or dark navy blue. Bags may be patent leather.
65	Jewellery	Females: A single or double strand pearl short necklace may be worn with matching pearl stud earrings.

NO.13A TEMPERATE BARRACK DRESS

No.13A dress unless otherwise indicated.

Serial (a)	Main Features (b)	Description (c)
66	Head-dress	As No.8 dress - beret. For No.13B dress Officers are to wear SD hat.
67	Shirt	Officers/WO1s: Service dress or No 2 dress without tie. Soldiers: Green combat shirt. Norwegian shirt as directed by the Commanding Officer. or No.13B dress Norwegian Shirt not permitted. Females to wear issue long sleeved buttermilk shirt in No.13B dress. Maternity wear may also be worn as provided from service sources.
68	Jersey	Jersey heavy wool. Name-tag to be sewn onto left breast.
69	Trousers	Trousers green lightweight. Females to wear issue barrack dress skirt or slacks at discretion of the Commanding Officer in No.13B dress.
70	Footwear	Boots combat high. Officers/WO1s may wear brown shoes with toe cap for No.13A dress and must wear them for No.13B dress.
71	Belt	Green combat or plastic belt. Stable belts may also be worn, but only in No.13B dress.
72	Field Jacket	Issue. A field jacket with combat belt provided by service sources may be worn at the discretion of the Commanding Officer.
73	Waterproof Clothing	DPM waterproof clothing as issued by service sources may be worn during inclement weather. For No.13A dress only.
74	Badges of Rank	Officers: Infantry green slide with embroidered rank in black. Soldiers: Embroidered cloth on khaki backing.

NO.14 TEMPERATE WORKING DRESS (SHIRT SLEEVE)

No.14A dress unless otherwise indicated

Serial (a)	Main Features (b)	Description (c)
75	Head-dress	Beret with metal cap badge or embroidered for officers. Officers/WO1s to wear SD hat in No.14B dress.
76	Shirt	Shirt combat green, with sleeves turned up to above elbow. Name-tag to be sewn onto left breast above pocket. Blue lanyard worn in No.14B dress on right shoulder. For officers - Whistle cord is to be worn instead of lanyard.
77	Trousers	Trousers green lightweight. Officers/WO1s may wear No.2 dress (SD) trousers in No.14B dress. Females to wear issue barrack dress shirt in No.14B dress.
78	Footwear	Boots combat high or warm weather. In No.14B dress as No.2 dress.
79	Belt	Green combat belt or QG Signals official pattern stable belt.
80	Badges of Rank	Officers: Infantry greenslides with embroidered rank. WOs: Metal on leather wrist strap. Soldiers: Embroidered on khaki backing.
81	Combat Smocks	Combat smocks provided by service sources may be worn with belts at the discretion of the Commanding Officer.

ARMY AIR CORPS

ARMY AIR CORPS

Serial (a)	Main Features (b)	Description (c)
1	Cap Badge	<p>A laurel wreath surmounted by The Crown and within the wreath, an Eagle facing left.</p> <p>Officer pattern:</p> <p>Embroidered in silver wire on a dark blue felt backing (1 8/10 x 1 6/10 inches).</p> <p>OR Pattern:</p> <p>Anodised silver (CB 8455-99-974-1053)</p>
2	Collar Badge	<p>The AAC Eagle. The Eagles are inward facing (fastened with a clutch pin).</p> <p>Officer pattern - Anodised silver</p>
3	Facing Colour (Dress)	Light Blue (Colour No 20 E 51) referred to as Cambridge blue.
4	Tunic Buttons	<p>Semi elliptical AA gold with die struck Eagle badge:</p> <p>Large: CA 8455-99-973-1145</p> <p>Small: CA 8455-99-973-1146</p>
5	TRF	<p>The AAC Tactical Recognition Flash is worn by all AAC personnel outside of 16 Air Asslt Bde:</p> <p>6 x 4cm</p> <p>Dark Blue (Colour No 20 D 45)</p> <p>Light Blue (Colour No 20 E 51)</p> <p>Dark Blue (Colour No 20 D 45)</p> <p>Horizontal bands.</p> <p>AAC personnel inside 16 Air Asslt Bde wear designated DZ flashes for their units. The major AAC units in 16 Air Asslt Bde is.</p> <p>3 Regt AAC</p> <p>4 Regt AAC</p> <p>9 Regt AAC</p>
6	Lanyard	Not worn

7	Stable Belt	<p>Dark (Oxford) Blue (Colour No 20 D 45)</p> <p>Light (Cambridge) Blue (Colour No 20 E 51)</p> <p>Dark Blue (Colour No 20 D 45)</p> <p>Horizontal stripes with slide adjuster and white metal union clasp. The female clasp shows an embossed/die struck laurel wreath surmounted by The Crown. The male clasp shows the embossed/die struck AAC Eagle facing left.</p>
8	Special Arm Badge Special Distinction	<p>Entitled personnel wear the Army Flying Badge on the left breast for No 1, 2, 3, 4, 6, 7, 8, 9, 10, 11 Dress and the Shirt in No 14 Dress.</p> <p>Entitled personnel wear the Aircrewman Badge on the left breast for No 1, 2, 3, 4, 6, 7, 8, 9, 10, 11 Dress and the Shirt for No 14 Dress.</p> <p>AAC WO and SNCO wear the AAC Eagle in No 1, 2, 3, 4, 6, 7, 10, 11, 13 and 14 Dress.</p> <p>Worn by WO on the right forearm, inward facing, below the rank badge. Worn by AAC SNCO on the upper arm, inwards facing, above the rank badge.</p> <p>No 2, 3, 4, 6, 7, 13 and 14 Dress: AAC Eagle embroidered white on dark blue backing silhouette (CB 8455-99-132-2646) (pair).</p> <p>No 1 Dress: Silver wire embroidered AAC Eagle 1 4/10 inches high, inward facing.</p> <p>No 10 and 11 Dress: Miniaturised version of No 1 Dress article.</p> <p>Serving members of 651 Sqn AAC and 654 Sqn AAC are permitted to wear the Syrena (Maid of Warsaw) badge on the right forearm of No 1, No 2, No 3, No 4, No 6, No 7, No 10, No 11 Dress and the Jersey Heavy Wool for No 13 Dress. It commemorates WW2 service with free Polish</p>

forces. The device is the Maid of Warsaw embroidered in white on a shield embroidered in white outline on an embroidered scarlet ground in the shield shape.

BRIEF DETAILS OF UNIFORM UNDER ORDERS OF DRESS

NOS 1 AND 3 DRESS

Serial	Main Features	Description
(a)	(b)	(c)
9	Headdress	<p>The headdress for the AAC is the Light Blue Beret.</p> <p>Officer pattern: from approved outfitters (also worn by AAC WO1)</p> <p>OR Pattern: with dark blue badge backing (2^{1/4} x 2 inches) (CF 8405-99-974-2401 series)</p> <p>Cap badge detail:</p> <p>A laurel wreath surmounted by The Crown and within the wreath, an Eagle facing left.</p> <p>Officer pattern: Embroidered in silver wire on a dark blue felt backing (1 ^{8/10} x 1 ^{6/10} inches).</p> <p>OR Pattern: Anodised silver (CB 8455-99-974-1053)</p>
10	<p>Tunic</p> <p>Collar Badge</p> <p>Special Arm Badge</p> <p>Tunic Buttons</p>	<p>Tunic:</p> <p>Male Officers: Dark blue barathea, patrol pattern with side bodies and 4½ inch deep side vents. Fully lined throughout. Stand collar of self-material to a maximum height of 2 inches. Detachable white line collar showing ¼ inch above the collar.</p> <p>Detachable rounded end shoulder straps fastened with screw button. Straps 2¼ inches at sleeve head and 1½ inches across centre buttonhole.</p>

Drop in cuffs, point blunted 6 inches in depth to point and 2½ inches at narrowest point.

Female Officers: No 1 Dress.

Tunic as for male counterpart: Single breasted, 3 button, dark blue baratheia with step collar, panelled fronts and side body with mock pocket flaps.

Male OR: Jacket No 1 Dress with light blue piped epaulettes.

Female OR: Jacket No 1 Dress with stepped collar and light blue piped epaulettes.

Collar badge:

The Eagles are inward facing (fastened with a clutch pin under FAD).

Officers in anodised silver.

Badges:

The Army Flying Badge: 3^{1/10} inches span wings with Lion mounted on The Crown as the central device. Gold and Silver wire and coloured silk embroidered on black felt backing.

The Aircrewman Badge: Similar to the Army Flying Badge. A half wing extending from a rounded box showing the interlinked letters A and C surmounted by The Crown. Gold and Silver wire and coloured silk embroidered on black felt backing.

AAC Eagle Badge: Silver wire embroidered AAC Eagle 1^{4/10} inches high, inward facing. Worn on the right forearm by WO below the rank badge. Worn on the upper right arm above the rank badge by SNCO.

AAC

		<p>Qualification badges may be worn where entitlement exists (No 1 Dress pattern on a dark blue backing).</p> <p>Serving members of 651 Sqn AAC and 654 Sqn AAC are permitted to wear the Syrena badge (Maid of Warsaw) on the right forearm to commemorate WW2 service with Free Polish Forces.</p> <p>Tunic Buttons: Semi elliptical AA gold with die-struck eagle badge. Large buttons: CA 8455-99-973-1145. Small buttons: CA 8455-99-973-1146. Officers: 5/8 inch gold embroidered.</p> <p>Shoulder Boards (when worn) Gold universal lace with screw type rank badges. Shoulder Cords No 3A.</p> <p>OR: Gold badges & chevrons on Cambridge blue backing.</p>
11	Rank Badges	
12	Trousers	<p>Male Officers: Dark blue overalls with 1 ⁷/₈ inches scarlet stripe down the outside sideseam.</p> <p>Female Officers: Skirt: Similar material to Tunic. Three piece construction with an inverted box pleat at the centre front.</p> <p>Male OR: Trousers No 1 Dress with 1 ⁷/₈ inches scarlet strip down the outside sideseam.</p>
13	Accoutrements	<p>Female OR: Skirt No 1 Dress or Trousers (Female No 1 Dress)..</p> <p>Officers Belt:</p> <p>Ceremonial: crimson sash, gold sword slings.</p>

Non-Ceremonial: brown leather Sam Browne.

OR Belt:

White Corlene plastic belt with anodised silver Union Locket. Central device: On the female clasp: A laurel wreath surmounted by The Crown. On the male clasp the AAC Eagle facing right.

The OR pattern Crimson shoulder sash is worn by the escorts to the Guidon.

Medals:

Officers and WO: Court mounted.

OR: Pendant mounted.

14

Sword

Including scabbard & sword knot

L3A1 pattern Sword No 3.

Ceremonial:

L3A1 pattern, plated scabbard and gold sword knot when in No1 dress ceremonial. Sword Belt No 5 with sword slings in gold universal lace on dark blue leather.

Non ceremonial:

Brown leather scabbard and sword knot when worn with a Sam Browne.

AAC Officers and WO1 carry swords when ordered or appropriate.

15

Footwear

Including spurs

Officers:

Male Officers: George Boots or Wellington Boots with boxed spurs.

Female Officers: Black leather Gibson or Court Shoes.

OR:

Black issued boots or shoes.

16

Gloves

Officers:

AAC

White washleather for ceremonial. Brown leather when worn with the Sam Browne.

OR: White issued gloves when appropriate.

NOS 2 AND NO 4 DRESS

Serial (a)	Main Features (b) Headdress	Description (c) The AAC Light Blue Beret.
		Officer pattern: from approved outfitters (also worn by AAC WO1)
		OR Pattern: with dark blue badge backing (2 ^{1/4} x 2 inches) (CF 8405-99-974-2401 series)
		Cap badge detail: A laurel wreath, surmounted by The Crown and within the wreath, an Eagle facing left. Officer pattern: Embroidered in silver wire on a dark blue felt backing (1 ^{8/10} x 1 ^{6/10} inches).
		OR Pattern: Anodised silver (CB 8455-99-974-1053)
	Tunic Collar Badge Special to Arm Badges Tunic Buttons	Tunic: Officers current pattern: 9068 AAC Khaki all wool worsted width 150cms weight 450 grams. (To be replaced by the issued Future Army Dress (FAD) pattern).
		OR: No 2 Dress as issued.
		Collar Badge: The AAC Eagle. The Eagles are inward facing (fastened with a clutch pin under FAD).
		Shirt:

Current pattern for Officers:

Male Officers: Shade No 1 Fawn.

Female Officers/WO1: Long sleeve women's cream shirt.

OR: Shirt No 2 Dress (as issued).

Tie:

Officers: Knitted light khaki silk .

OR: Khaki braid (as issued)

Special to Arm Badges:

The Army Flying Badge worn on the left breast by entitled personnel on No 2, 4 and 6 Dress.

The Aviation Aircrewman Badge worn on the left breast by entitled personnel on No 2, 4 and 6 Dress.

The AAC Eagle Badge worn by AAC WO and SNCO in NO 2, 4 and 6 Dress.

Worn by WO on the right forearm, inward facing, below the rank badge. Worn by AAC SNCO on the upper arm, inwards facing, above the rank badge.

Serving members of 651 Sqn AAC and 654 Sqn AAC are permitted to wear the Syrena (Maid of Warsaw) badge on the right forearm of No 2, 4 and 6 Dress.

Qualification badges may be worn against entitlement.

Buttons:

Tunic Buttons: Semi elliptical AA gold with die-struck eagle badge.

AAC

Rank Badges	<p>Large buttons: CA 8455-99-973-1145.</p> <p>Small buttons: CA 8455-99-973-1146.</p> <p>Officer No 2 Dress: Gold thread and silk (5 INNIS DG pattern) embroidered directly onto the shoulder straps, which do not have buttons.</p>
	<p>Officer No 4 and 6 Dress: Anodised gilt.</p>
Trousers	<p>OR: Khaki worsted.</p> <p>Current Officer pattern: 9068 AAC Khaki all wool worsted width 150cms weight 450 grams. (To be replaced by the issued Future Army Dress (FAD) pattern).</p>
Accoutrements	<p>OR: No 2 Dress as issued.</p> <p>Officer Belt: Sam Browne when ordered otherwise no belt.</p>
	<p>OR Belt</p> <p>Parade belt:</p> <p>White Corlene plastic belt with anodised silver Union Locket. Central device: On the female clasp: A laurel wreath surmounted by The Crown. On the male clasp the AAC Eagle facing right.</p>
	<p>The OR pattern Crimson shoulder sash is worn by the escorts to the Guidon. It is also worn by Drill Instructors when teaching and by Orderly Sergeants when on duty.</p>
	<p>Pacesticks:</p> <p>Rosewood pattern. Carried by AAC WO1 in AAC SM/RSM appointment and AAC WO2 in SSM appointment. Also carried by Drill Instructors when teaching and Orderly Sergeants on duty.</p>

Medals:

Officers and WO: Court mounted (not at public expense).

OR: Pendant mounted (public expense).
L3A1 pattern Sword No 3.

Sword

Brown leather scabbard and sword knot Worn with a Sam Browne.

Footwear

AAC Officers and WO1 carry swords when ordered or appropriate.
Male Officers: Brown Oxford
Female Officers/WO: Brown leather Gibson or Court shoes.
AAC WO are permitted to wear Brown shoes.

Gloves

OR: Black boots (or shoes under FAD) as issued.
Officers: Brown Leather.
AAC WO1's are to wear Brown Leather gloves.
OR: Issued pattern as appropriate.

NOS 5 AND 8 DRESS

Serial (a)	Main Features (b)	Description (c)
	(Warm Weather/Temperate)	Combat clothing is worn as issued and as ordered in accordance with local conditions.
	Headdress	When protective head coverings are not worn the normal form of headdress will be the AAC Light Blue Beret. Officer pattern: from approved outfitters (also worn by AAC WO1) OR Pattern: with dark blue badge backing (2 ^{1/4} x 2 inches) (CF 8405-99-974-2401 series)

		<p>Cap badge detail:</p> <p>A laurel wreath, surmounted by The Crown and within the wreath, an Eagle facing left.</p> <p>Officer pattern: Embroidered in silver wire on a dark blue felt backing (1 ⁸/₁₀ x 1 ⁶/₁₀ inches).</p>
	Tunic	<p>Badges:</p> <p>The Army Flying Badge is worn on the left breast by entitled personnel in No 5 and 8 Dress. It may be removed if operational conditions dictate.</p> <p>The Aviation Aircrewman Badge is worn on the left breast by entitled personnel in No 5 and No 8 Dress. It may be removed if operational conditions dictate.</p> <p>Other qualification badges may be worn by entitled personnel.</p> <p>Tactical Recognition Flash:</p> <p>The AAC Tactical Recognition Flash is worn by AAC personnel outside of the 16 Air Asslt Bde:</p> <p>6 x 4cm Dark Blue (Colour No 20 D 45) Light Blue (Colour No 20 E 51) Dark Blue (Colour No 20 D 45) Horizontal bands.</p> <p>AAC personnel in 16 Air Asslt Bde wear DZ flashes designated for their unit. The major AAC units in 16 Air Asslt Bde are.</p> <p>3 Regt AAC 4 Regt AAC 9 Regt AAC</p>

		<p>National and formation badges:</p> <p>As ordered.</p>
	Rank Badges	<p>Camouflaged rank slides will normally be worn.</p> <p>When permitted plain olive green or light khaki rank slides may be worn with embroidered insignia and the AAC title embroidered in black..</p>
	Trousers	To conform to local conditions.
	Accoutrements	<p>When permitted the AAC Stable Belt may be worn:</p> <p>Dark (Oxford) Blue (Colour No 20 D 45)</p> <p>Light (Cambridge) Blue (Colour No 20 E 51)</p> <p>Dark Blue (Colour No 20 D 45)</p> <p>Horizontal stripes with slide adjuster and white metal union clasp. The female clasp shows an embossed/die struck laurel wreath surmounted by The Crown. The male clasp shows the embossed/die struck AAC Eagle facing left.</p>
	Footwear	Footwear as appropriate to the task from the range of issued items.

NO 10 DRESS

Serial (a)	Main Features (b)	Description (c)
	Headdress	<p>The AAC Light Blue Beret.</p> <p>Officer pattern: from approved outfitters (also worn by AAC WO1)</p> <p>OR Pattern: with dark blue badge backing (2^{1/4} x 2 inches) (CF 8405-99-974-2401 series)</p> <p>Cap badge detail:</p> <p>A laurel wreath, surmounted by The Crown and within the wreath, an Eagle facing left.</p>

		<p>Officer pattern: Embroidered in silver wire on a dark blue felt backing (1 ⁸/₁₀ x 1 ⁶/₁₀ inches).</p> <p>OR Pattern: Anodised silver (CB 8455-99-974-1053)</p>
	<p>Tunic</p> <p>Collar Badge</p> <p>Special to Arm Badge</p> <p>Tunic Buttons</p>	<p>Male Officer Jacket:</p> <p>Canadian pattern in dark blue superfine/refine cloth, body lined dark blue quilted silk, sleeves lined white silk.</p> <p>Stand collar 2 ins high in Cambridge blue superfine/refine cloth (Strachens 401272) trimmed with ½ inch wide gold lace at the top and front edges, and with 4mm gold russia braid at the bottom edge. Front edges to be square cut at 90 degrees to upper and lower edges to reveal waistcoat collar. Front opening fastened with 1¾ inch loop of gold russia braid.</p> <p>Jacket trimmed on front and bottom edges with 15mm gold russia braid. Front corners of jacket not rounded and Vee opening from base of collar fastening to approx 6 ins wide at bottom of jacket.</p> <p>Cuffs of Cambridge blue cloth as for collar, to be 2 ins deep with point extending to 6 ins from bottom of sleeve. Top edge of cuffs trimmed 15mm gold russia braid. Vent 2¼ ins deep with two AAC 30 ligne mounted mess kit buttons and false buttonholes on each cuff.</p> <p>Shoulder straps of dark blue twisted silk cord sewn on to jacket at sleeve head and fastened at neck end by a single AAC 30 ligne mounted mess kit button. 5/8 inch gold embroidered badges of rank (5 INNIS DG pattern).</p> <p>One internal pocket with inside vertical jetted opening on each side of the jacket.</p> <p>Female Officer Jacket:</p> <p>Dark Blue Superfine body, lined with dark blue polyester.</p> <p>Ninety degrees stand collar, one and a half inch high, faced with Cambridge Blue superfine, trimmed with</p>

		<p>half inch gold lace on the top and front edge.</p> <p>4mm gold Russia trim around base of collar, 15mm gold Staff Lace down fronts and around bottom of jacket.</p> <p>Rifle cuffs in Cambridge Blue superfine, two inch peaking at six inches, edged with 15mm gold Staff Lace.</p> <p>Dark Blue triple twisted silk shoulder cords sewn into shoulder seam, fastening by 30 Ligne mounted AAC button.</p> <p>Rank insignia 7/10" gold stars and crowns, embroidered tops to AAC pattern mounted on shoulder cords.</p> <p>Male Officers Vest:</p> <p>1902 pattern in Cambridge blue superfine/refine cloth, with one and a half inch stand collar rounded at front corners. The curve of the rounding to start at 1" above the lower edge and to be complete at 1" horizontally along the top edge gold russia braid around top and down front edges of collar, extending down centre front seam and along bottom edges of waistcoat as far as side seams. Collar fastened at back with two hooks and eyes. Two jetted pockets at front with opening approx 3 ins from bottom of waistcoat. An adjustable strap of Cambridge blue silk with 2 prong nickel plated buckle fitted across back panel.</p> <p>Two zip fasteners. One to open completely down the left side, and one approx 6 ins deep at the back of the neck.</p> <p>Male Officer Shirt: White cotton or linen shirt without collar.</p> <p>Female Officers' Taffeta Style Dress:</p> <p>Windsor Blue polyester based taffeta. Neckline trimmed with 3mm gold Russia. Sleeve Insert in AAC Petrol Blue satin backed dupion, satin side.</p> <p>Buttons: 7 button cuff, 18 Ligne Petrol Blue covered.</p> <p>Button Loops in Windsor Blue. Windsor Blue taffeta</p>
--	--	--

		<p>edged epaulettes with 3mm gold Russia. Rank insignia 3/8" gold stars and crowns, embroidered tops to AAC pattern.</p> <p>OR Jacket: 1939 pattern jacket in dark blue cloth with Cambridge blue roll collar and dark blue pointed cuffs. The jacket has no shoulder straps or buttons.</p> <p>OR Vest: A vest without a collar in Cambridge blue cloth fastened to the front with 4 small, flat AAC Eagle embossed 22 ligne gilt buttons. Two pockets</p> <p>Male OR: Inward facing AAC eagle embroidered in gold and silver wire on Cambridge blue backing worn on the lapels.</p> <p>OR Shirt/blouse: A soft white cotton shirt/blouse with a Marcella pattern front, mother of pearl buttons shown and a turned down collar of sufficient height to show above the collar of the jacket. The shirt is worn with a black bow tie.</p> <p>Miniaturised Army Flying Badges, Aircrewman Badges qualification badges are worn according to entitlement. Badges worn on the lapels of AAC WOs and SNCOS Mess jackets have a light blue backing.</p>
	Rank Badges	<p>Officers: 5/8 inch gold embroidered rank insignia (5 INNIS DG pattern).</p> <p>OR: Rank badges are to be the miniaturised version embroidered in gold, silver and coloured silks on Cambridge blue backing.</p> <p>The AAC SM and RSMs wear the Royal Arms in full size.</p>
	Trousers	<p>Male Officers: Dark blue overalls with 1⁷/₈ inches scarlet stripe down the outside sideseam.</p> <p>Male OR: Blue barathea with 1⁷/₈ inch scarlet stripe. Male OR may wear No 1 Dress Trousers if issued.</p> <p>Female OR: A Line ankle length skirt in black</p>

		woollen material.
	Accoutrements	Medals: Court mounted miniatures.
	Sword	Not worn with No 10 Dress
	Footwear	<p>Male Officers: Wellington boots with boxed spurs.</p> <p>Female Officers/WO/SNCO: Black leather Court Shoes.</p> <p>Male WO/SNCO: George boots.</p> <p>boots.</p> <p>Male Officers/WO/SNCO: Dark blue/black socks</p> <p>Female Officers/WO/SNCO: Seamless black tights</p>

NO 11 DRESS

Serial (a)	Main Features (b)	Description (c)
	Headdress	<p>The AAC Light Blue Beret.</p> <p>Officer pattern: from approved outfitters (also worn by AAC WO1)</p> <p>OR Pattern: with dark blue badge backing (2 ¹/₄ x 2 inches) (CF 8405-99-974-2401 series)</p> <p>Cap badge detail:</p> <p>A laurel wreath, surmounted by The Crown and within the wreath, an Eagle facing left.</p> <p>Officer pattern: Embroidered in silver wire on a dark blue felt backing (1 ⁸/₁₀ x 1 ⁶/₁₀ inches).</p> <p>OR Pattern: Anodised silver (CB 8455-99-974-1053)</p>
	Tunic Collar Badge	Male Officers:

	Special to Arm Badge Tunic Buttons	<p>Tunic: 1902 pattern white satin drill, with stand up collar 2 inches high. Front opening fastened with two hooks and eyes.</p> <p>No braid or piping on jacket and no Cambridge blue cloth on collar or cuffs</p> <p>Collar badges are worn inwards facing with the centre 2 inches from the collar opening.</p> <p>Shoulder straps, rank badges and buttons are as for NO 10 Dress.</p> <p>A vest is not worn. The jacket is worn with a soft white shirt without a collar.</p> <p>Female Officers: In No 11 Dress the Jacket is not worn.</p>
	Trousers	<p>Male Officers: Dark blue overalls with 1⁷/₈ inches scarlet stripe down the outside sideseam.</p> <p>Male OR: Blue barathea with 1⁷/₈ inch scarlet stripe. Male OR may wear No 1 Dress Trousers if issued.</p> <p>Female OR: A Line ankle length skirt in black woollen material.</p>
	Rank Badges	<p>Officers: 5/8 inch gold embroidered rank insignia (5 INNIS DG pattern).</p> <p>OR: Rank badges are to be the miniaturised versions embroidered in gold, silver and coloured silks on Cambridge blue backing.</p> <p>The AAC SM and RSMs wear the Royal Arms in full size.</p>
	Accoutrements	Male Officer overalls are worn with an unpleated Cummerbund in Cambridge Blue art silk or rayon 6" wide.
	Sword	Not worn in No 11 Dress.
	Footwear	<p>Male Officers: Wellington boots with boxed spurs.</p> <p>Female Officers/WO/SNCO: Black leather Court</p>

		<p>Shoes.</p> <p>Male WO/SNCO: George boots. boots.</p> <p>Male Officers/WO/SNCO: Dark blue/black socks</p> <p>Female Officers/WO/SNCO: Seamless black tights (optional).</p>
	Gloves	Not normally worn with No 11 Dress.

NOS 13/14 DRESS

Serial (a)	Main Features (b)	Description (c)
		<i>Include regt pullover, as well as JHW, and lanyard, shirt and tie.</i>
	Headdress	<p>The AAC Light Blue Beret.</p> <p>Officer pattern: from approved outfitters (also worn by AAC WO1)</p> <p>OR Pattern: with dark blue badge backing (2 ¹/₄ x 2 inches) (CF 8405-99-974-2401 series)</p> <p>Cap badge detail:</p> <p>A laurel wreath, surmounted by The Crown and within the wreath, an Eagle facing left.</p> <p>Officer pattern: Embroidered in silver wire on a dark blue felt backing (1 ⁸/₁₀ x 1 ⁶/₁₀ inches).</p> <p>OR Pattern: Anodised silver (CB 8455-99-974-1053)</p>
	<p>Tunic</p> <p>Collar Badge</p> <p>Special to Arm Badge</p> <p>Tunic Buttons</p>	<p>All ranks: Jersey Heavy Wool.</p> <p>Shirt:</p> <p>Current pattern for Officers:</p> <p>Male Officers: Shade No 1 Fawn.</p> <p>Female Officers/WO1: Long sleeve women's cream shirt.</p>

		<p>OR: Shirt No 2 Dress (as issued).</p> <p>Tie:</p> <p>Officers: Knitted light khaki silk .</p> <p>OR: Khaki braid (as issued)</p> <p>Special to Arm Badges:</p> <p>The Army Flying Badge worn on the left breast by entitled personnel on No 14 Dress.</p> <p>The Aviation Aircrewman Badge worn on the left breast by entitled personnel on No 14 Dress.</p> <p>The AAC Eagle Badge worn by AAC WO and SNCO in No 13 Dress.</p> <p>Worn by WO on the right forearm, inward facing, below the rank badge. Worn by AAC SNCO on the upper arm, inwards facing, above the rank badge.</p> <p>Qualification badges may be worn against entitlement.</p>
	Trousers	<p>Male Officers: Service Dress Trousers or Trousers Lightweight.</p> <p>Female Officers: Service Dress Skirt or Trousers Lightweight.</p> <p>Male OR: No 2 Dress Trousers or Trousers Lightweight.</p> <p>Female OR: No 2 Dress Skirt or Trousers Lightweight.</p>
	Rank Badges	<p>Officers: rank insignia embroidered onto Olive green or Light Khaki slides with AAC title embroidered in black thread.</p> <p>WO: Brown leather wrist strap with appropriate rank/appointment badge.</p> <p>OR: Khaki worsted.</p>
	Accoutrements	
	Sword	Not normally worn in No 13 and No 14 Dress.

	Footwear	<p>Boots and shoes:</p> <p>Male Officers: Issued black boots or Brown Oxford shoes.</p> <p>Female Officers: Issued black boots, brown gibson or court shoes.</p> <p>OR: Black boots or shoes as issued and appropriate.</p> <p>Hosiery:</p> <p>Officers: Fawn Male OR: Black</p> <p>Female Officers and OR: Tan tights or socks as appropriate to the form of dress</p>
	Gloves	<p>Officers: Brown leather.</p> <p>ORs: Issued pattern</p>

Notes

- 1. Include Side Cap under Headdress (if any).*
- 2. Where item is worn by all ranks show it as such in clm (b), in place of separate Officer and OR detail.*

SPECIAL RECONNAISSANCE REGIMENT



Serial (a)	Main Features (b)	Description (c)
1.	Cap Badge	Argus helmet in front of the SF sword with motto scroll 'Reconnaissance' underneath, all placed on a black shield
2.	Collar Badge	bimetal collar badge (with gold helmet and scroll and silver dagger)
3.	Facing Colour (Dress)	
4.	Tunic Buttons	silver buttons with SRR capbadge crest
5.	TRF	NA
6.	Lanyard	NA
7.	Stable Belt	Silver locket and union buckle plate with similar design to cap badge without the shield
8.	Headdress	Beret in all orders of dress – emerald grey
9.	Special Arm Badge	NA
	Special Distinction	

Serial (a)	Main Features (b)	Description (c)
	Brief Details of Uniform under Orders of Dress	
10.	No 1 and No 3 Dress	Not worn.
11.	No 2 Dress	Standard issue No 2 Dress jacket and trousers worn with beret for all ranks. Silver buttons. Silver badges or rank for officers and silver on pompadour blue chevrons and qualification badges (as for SAS)
	Belt.	Officers: Standard Sam Browne belt for officers.

Shoes

ORs Black plastic waistbelt with silver metal buckle plate with similar design to cap badge without the shield

Officers – plain brown shoes

ORs – Black shoes or boots

ROYAL ARMY CHAPLAINS' DEPARTMENT

DRESS REGULATIONS

Serial	Main Features	Description
(a)	(b)	(c)
1.	Cap Badge	<p><u>Christian Chaplains.</u> Upon a wreath of laurel and oak a Maltese Cross. In the centre a quatrefoil voided with a circle inscribed with the motto: "In this sign conquer". The whole ensigned with the Crown.</p> <p><u>Jewish Chaplains.</u> Upon a wreath of a laurel and oak a Star of David. In the centre of the Star, a circle containing a quatrefoil voided. The whole ensigned with the Crown.</p> <p><u>Christian and Jewish Chaplains.</u> Royal Army Chaplains' Department (RACHD). Gilding metal and nickel silver. Gilt, silver-plated and blue enamel finish, two pronged.</p> <p><u>Additional Information.</u> End item use, No 1 dress.</p> <p><u>Christian and Jewish Chaplains.</u> RACHD. Aluminium. Anodised black finish, two pronged.</p> <p><u>Additional Information.</u> End item use, No 2 dress.</p> <p><u>Christian and Jewish Chaplains.</u> Gold wire embroidered RACHD badge on dark blue cut out backing.</p> <p><u>Additional Information.</u> End item use, No 5, No 8, No 13 and No 14 Dress.</p>
2.	Collar Badge	<p><u>Christian and Jewish Chaplains.</u> Badge, Organisation, Collar, RACHD. Gilding metal. Gilt and silver-plated. Blue enamel finish, two pronged.</p> <p><u>Additional Information.</u> End item use, No 1 No 10 and No 11 Dress.</p>

RACHD

Christian and Jewish Chaplains. Badge,
Organisational, Collar, RACHD. Metal, black finish.

Christian Chaplains. Collar. Cross, small. RACHD,
black embroidered cotton cross on sand or green cloth
background, depending on theatre.
Size Range: Two.

Additional Information. End item use, worn on all
collars of No 5 and No 8 Dress.

Christian Chaplains. Collar Cross, small, RACHD.
Gilding metal. Clutch or pin fasteners. Brass, Silver-
plated finish.
Size Range: Two.

Additional Information. End item use, worn on shirt
collar, No 13 and No 14 Dress.

3. Facing Colour (Dress)

Purple (Hainsworth 202)

4. Tunic Buttons

No 1 Dress - Anodised die stamped gilt button with
RACHD badge.

No 2 Dress - Domed black buttons with RACHD
badge.

5. TRF



6. Lanyard

NA

7. Stable Belt

Colour. Approved RACHD purple and black .Two
black and one purple centre stripe 2½" adjustable
webbing, side fastening on left with two black leather
covered buckles and black leather straps.

8. Special Arm Badge
Special Distinction

NA

Serial

Main Features

Description

(a)

(b)

(c)

9. **Brief Details of Uniform under
Orders of Dress**

RACHD

10. **No 1 and No 3 Dress** Occasions when Worn. No 1 and No 3 Dress will normally NOT be worn by Chaplains below Class 1, except those holding special appointments for whom No 1 or No 3 Dress is specifically authorised by the Chaplain-General.
- Note. On certain ceremonial occasions, when all ranks are required to parade in No 1 or No 3 Dress, temporary issues on loan may be made, through channels, to officers, including the attached Chaplain.
11. **Headdress** Head Dress. Cap Forage, Black Doeskin (Hainsworth 113) with two welts, bottom band bevel purple (Hainsworth 202). A3 peak with Regimental Cap Badge. The A3 peak of black patent leather should droop at an angle of about 45° and to be 2" deep in the centre. The distance from the join of the peak with the band to the stitching at the top front centre will be approximately 4" and will be stiffened so that it provides a straight backing behind the cap badge.
- Show Officers and ORs separately for each and every item below as appropriate Officers*
- There is a black patent leather chinstrap with squared ends fastened by die stamped RACHD gilt buttons, 22 ligne, which are sunk into the bottom seam of the purple band bevel.
- Chaplains below Field Rank wear a plain patent leather peak. The peak will be embroidered with plain gold thread for Chaplains of Field Rank, male 5/8 of an inch; female 3/8 of an inch.
- Class 1 chaplains and the Deputy Chaplain-General will have one row of gold oak leaf embroidery, Chaplain-General two rows of gold oak leaf embroidery.
- Class 2 Chaplains and below wear the approved No 1 RACHD Badge. Gilding metal and nickel silver. Gilt, silver-plated and blue enamel finish.

Chaplains Class 1 and the Deputy Chaplain-General wear the General Staff Badge, Royal Crest in gold and silver wire on dark blue cloth on all caps. The badge is 2¼ inches high.

The Chaplain-General wears the General Officers' cap badge with sword and baton within a wreath.

Note. Chaplains Class 1 Chaplains Class 1, Deputy Chaplain-General and Chaplain-General, are NOT removed from the RACHD list).

12. Tunic
Collar Badge
Special Arm Badge (*if any*)
Tunic Buttons

The material for No 1 Dress Temperate Ceremonial is Midnight Dress (Abimelech Hainsworth WS512) barathea.

The material for No 3 Dress Warm Weather Ceremonial is White Terylene cotton worsted.

The jacket is to be single breasted cut as a lounge coat with side bodies, panel back and 6 inch side vents. It is to have a step collar depth of opening about 3 inches and is to be fully lined with an inside pocket.

The two breast pockets are to have centre pleats and the three point flaps with buttons, 30 ligne, gilt die stamped, (corners secured with snap fasteners); the pleats are approximately 1½ inches wide. The pockets are approximately 6½ inches wide and 7 inches deep from the top edge of the flap.

The two hip pockets, patch type with a three point flap without buttons (corners secured with snap fasteners). The patch is approximately 7¼ inches wide at the mouth, approximately 9½ inches wide at the bottom and approximately 10 inches deep measured from the top of the flap. The top of the hip flap is to run in line with the bottom button. The front is to have four buttons, 30 ligne, gilt die stamped.

The jacket will have one George dart and two front darts to match the pleats on the pockets.

The sleeves are cut for a drop-in-cuff, which is made open and fitted with two holes and buttons, 30 ligne, gilt die stamped. The cuff is blunt pointed and measures 6 inches in depth at the point and 2½ inches at the narrowest part.

Blue detachable barathea epaulettes, to match jacket, with screw buttons and badges of rank are normally worn, but gold braid shoulder boards are worn in Ceremonial Dress. There are no belt hooks.

Note. Sizes are for a man 5 foot 10 inches in height and should be adjusted accordingly.

Collar Badges. Gilt and silver-plated with blue enamel finish are worn.

Gorget. Class 1 and above wear gorget patches in lieu of collar badges. The gorgettes are 4½ inches long and 1¼ inches wide in purple (Hainsworth 202) with a line of black plaited silk embroidery through the centre and a 22 ligne RACHD black button below.

The Chaplain General wears gorgettes 4½ inches long and 1¼ inches wide, a line of gold leaf embroidery through the centre with two acorns above and below.

Note. These are worn in lieu of collar badges.

13. Rank Badges

Class 1. Chaplains Class 1 or above wear shoulder straps edged with ½ inch staff pattern gold lace fastened at the point with small RACHD buttons, 22 ligne, and bullion badges of rank.

Class 2 and below. 5/8 of an inch anodised metal Bath Stars are to be worn. Crown on purple cushion.

RACHD

14. Trousers/Skirt
- Trousers. Midnight Dress (Hainsworth WS512), barathea to match jacket and without turn ups, with raised purple stripe running the length of the outside seam. The width of the stripe is as follows:
- Chaplain General 2½ inches wide.
 - Deputy Chaplain General and Chaplains 1st Class 1¾ inches wide.
 - Chaplains 2nd 3rd and 4th Class 1 inch wide.
- Skirt. Midnight Dress (Hainsworth WS512), barathea of the same shade as jacket.
- The skirt should be of three panels, 2 back 1 front. It is slightly A Line; the width at the bottom is to be no more than 2 inches wider than the width at the hips. The zip, approximately 8 inches long at the back, should not show. There should be two darts at the back and two at front.
- The inverted pleat at the front should measure no less than 6 inches of material, adjusted accordingly and be 14 inches long for the average length of skirt. Spratt's head by hand at top of pleat 1 inch waist band.
- The skirt is not to be shorter than the bottom of the knee and is to be fully lined.
- Note. Sizes are based on a lady 5 foot 5 inches in height and should be adjusted accordingly.
15. Accoutrements
- Sash. Ceremonial: Infantry pattern crimson with tassels hanging to the left.
- Non-Ceremonial. Crossbelt as for No 2 Dress.
- Shirt. Soft white collarless shirt with white buttons and double cuffs.
- Clerical Collar. Full clerical collar.
- Stock. Plain black veststock.
16. Sword
Including scabbard & sword knot
- NA
17. Footwear
Including spurs
- Male. Black Socks
- Female. Natural tan tights or stockings.

Male. George Boots (Black) Unboxed

Female. Black Shoes (Oxford)

18. Gloves
Gloves white cotton with three rows of stitching on the back.

Serial **Main Features**
(a) **(b)**
19. **No 2 and No 4 Dress**

Description
(c)
Occasions when Worn. As instructed.

20. Headdress

Cap, No 2 Service Dress, Khaki (Abimelech Hainsworth WS501) barathea with two welts

The distance from the join of the A 3 peak with the band to the stitching at the top front centre will be approximately 4" and will be stiffened so that it provides a straight backing behind the cap badge. The A3 khaki peak will be 2" deep in the centre.

Black polished leather chinstrap with squared ends and small RACHD black buttons, 22 ligne, are to be sunk into the bottom seam of the band bevel.

Chaplains Class 1 wear the General Staff Badge on all caps. The bottom band bevel is to be purple (Hainsworth 202). Black RACHD buttons, 22 ligne, are to be sunk into the bottom seam of the purple band bevel.

Note. (Chaplains Class 1 are NOT removed from the RACHD list).

21. Tunic

The material for No 2 Dress is Khaki (Abimelech Hainsworth WS501) barathea.

The material for No 4 Dress is Terylene, stone coloured (Hainsworth Fawn No 4 Panama WS702).

RACHD

The No 2 Service Dress is to be of standard pattern with four black RACHD front buttons, 40 ligne and is to be fully lined in khaki silk or satin, with inside pocket.

The jacket is single breasted, cut as a lounge coat to the waist, with back seam fitted at the waist. Single back vent. It is to have a step collar depth of opening about 3 inches.

The two cross patched top breast pockets are approximately $6\frac{1}{2}$ inches wide and $7\frac{1}{2}$ deep to the top of the flap, box pleat in the centre $2\frac{1}{4}$ inches wide, not sewn down, three pointed flap, with button hole, $6\frac{1}{2}$ inches wide and 2 inches deep (corners secured with snap fasteners) and medium, 30 ligne, black RACHD buttons.

Two double bellows pockets below the waist at the sides, $9\frac{1}{4}$ wide at the top and $10\frac{1}{2}$ at the bottom, 8 inches deep to the top of the pocket and fastened at the top with a flap which has a button hole to cover pockets $3\frac{1}{2}$ inches deep and $10\frac{3}{4}$ inches wide (corners secured with snap fasteners) and medium, 30 ligne, RACHD buttons. The depth will vary slightly according to the height and build of the wearer.

The sleeves are to have pointed Infantry cuffs $2\frac{1}{2}$ " rising to 6" at point. No buttons on cuff.

Epaulettes with rounded ends are to be sewn into the top of the sleeve and fastened with medium, 30 ligne, black RACHD button.

The bottom of the jacket will be level with the first knuckle from the tip of the thumb when standing to attention.

There are no shoulder titles and no belt hooks.

RACHD

Collar Badges. Black metal collar badges of approved Departmental pattern are worn.

Medal Ribbons. Entitled medal ribbons are to be worn in accordance with current regulations.

Note. Class 1 and above wear gorget patches in lieu of collar badges. The gorgettes are 4½ inches long and 1¼ inches wide in purple (Hainsworth 202) with a line of black plaited silk embroidery through the centre and a 22 ligne RACHD black button below.

22. Rank Badges
- The Chaplain General wears gorgettes 4½ inches long and 1¼ inches wide, a line of gold leaf embroidery through the centre with two acorns above and below. ¾ of an inch anodised black metal Bath Stars are to be worn. Crown on purple cushion, single acorn to point towards the sleeve head

23. Stable Belt
- Colour. Approved department purple and black. Two black and one purple centre stripe 2½" adjustable webbing, side fastening on left with two black leather covered buckles and black leather straps.

24. Trousers/ Skirt
- Trousers. Khaki barathea of the same material and shade as jacket, plain without turnups. Standard pattern, hollowed over instep. Cut with tops straight all round. Made to be worn with belt or braces. Three belt loops, 2¾ inch, to accommodate stable belt. Zip fly, French bearer. The front trouser pleats are to face inward. There are to be two side pockets and one hip pocket

Skirt. Khaki barathea of the same shade as jacket, three panels, 2 back 1 front. The skirt is slightly A Line; the width at the bottom is to be no more than 2 inches wider than the width at the hips.

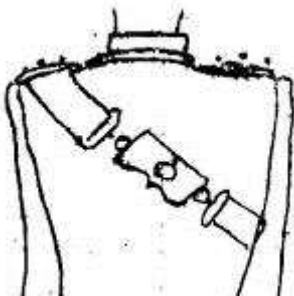
The 8 inch zip, approximate length, at the back should not show. There should be two darts at the back and

one in front. The inverted pleat at the front should measure no less than 6 inches of material, 14 inches long for the average length of skirt. Spratt's head by hand at top of pleat, 1 inch waist band.

The skirt is not to be shorter than the bottom of the knee and is to be fully lined with satin or silk of similar colour to the skirt.

The above sizes are for a lady of approximately 5 ft 5 inches and will require to be adjusted accordingly.

25. Accoutrements



Crossbelt. The crossbelt is black patent leather 2 3/8 inches wide with a pouch. The pouch is connected to the belt with swivel silver plated connections. The belt passes through the swivel connectors and loops behind itself being secured with 2 studs each side positioned to allow adjustment,

The open pouch is 6 1/4 inches wide at the front and 4 7/8 wide at the back, at its maximum it is 6 inches in length front to back from the centre point and approximately 5 5/8 at the top of the rounded end at the side. The pouch is sewn directly onto the larger piece of leather and is 2 1/4 inches high and approximately 5 5/8 wide at the top. All the ends of the pouch are gently curved.

When the pouch is closed it measures approximately 3 inches deep at the front, measuring to the centre, slightly V point, on the front flap.


The flap is embellished with a silver, hallmarked, RACHD Badge, 1 3/4 high by 1 1/4 inches wide. The badge will be two pronged placed centrally on the flap of the pouch and secured with screw nuts.

The pouch flap will be fastened with a leather fastening, sewn to the back of the flap, the stitching hidden by the pouch badge. This fastening will go over a silver plated raised pillar stud, 1/4 of an inch high, placed centrally on the bottom of the pouch. The end of the leather fastening is held in place by a loop sewn

onto the rear wall of the pouch.

The pillar stud is positioned in line with the centre of the badge on the front flap and points downwards. It should be obscured by the overhanging front flap when it is closed.

When worn the pouch badge should be central to the back.



A silver plated Cross Patteé, 2 inches square, the arms being slightly concave and touching at the outer corners. This cross is worn on the front of the belt. Each of the four arms has a stamped or engraved line running $\frac{1}{8}$ of an inch inside the inner margin of the arms of the cross and squared off where the arm joins the centre of the cross leaving a gap of $\frac{1}{2}$ an inch between the squared off portion of the opposing arms.



The 2 x 2 Cross Patteé, is to be positioned centrally on the belt so that it is worn just on the top button of the tunic, the outer top and bottom corners of the silver plated Cross Patteé, are to lie on the front seam of the tunic just below the bottom V of the step collar, when worn.

The Cross Patteé is to be two pronged clutch and fixed to the belt with a silver plated pin. A leather rectangle is positioned behind the belt under the pin, with a black cord loop attached, sewn in, the loop should face downward and fix over second button on the tunic to secure the crossbelt.

The crossbelt is worn over the left shoulder by both male and female chaplains.

Occasions when worn. The crossbelt is normally worn only on formal occasions

Clerical Collar. Full clerical collar and plain black veststock.

Shirt. Soft khaki collarless shirt with double cuffs.

27. Footwear Shade No 1 Fawn.
Male. Black Socks
Female. Natural tan tights or stockings.
28. Gloves Shoes. Black (OXFORD).
Black leather gloves with three rows of stitching on the back and one button at cuff.
29. Coat The “British Warm” may be worn by Chaplains (optional).
30. **No 5 and No 8 Dress (Warm Weather and Temperate)** Occasions when Worn. Operations, exercise or field training and in barracks (normal working dress)
31. Headdress Dark blue beret with gold and silver embroidered RACHD Badge on RACHD purple backing.
32. Rank Badges Entitled rank slides are to be worn on chest epaulette. Olive green or DPM cloth embroidered rank insignia, white with brown centre surrounded by department purple and the title: RACHD in purple embroidered on bottom of slide.

ACF slides to have ‘ACF’ in addition below the RACHD title.
33. Tunic Note. On operations chaplains are to wear the appropriate DPM issued slides.
Jacket DPM field and jacket DPM, combat lightweight.
34. Stable Belt Note. The jacket DPM lightweight is to be worn tucked into the trousers and worn with sleeves down. In summer shirt sleeve order sleeves are to be rolled in 3 inch folds so that they are 1 inch above the elbow.
Colour. Approved department purple and Black. Two black and one purple centre stripe 2½" adjustable webbing, side fastening on left with two black leather covered buckles and black leather straps.
35. Accoutrements Note. The regulation web pattern will be worn by chaplains on operations or on exercise.
The Union Emblem is to be worn on the left sleeve 1 inch below the bottom of the shoulder seam.

RACHD

Formation Badges are worn central on the left sleeve
2½ below the bottom of the shoulder seam.

Embroidered black cloth crosses on olive or sand
background, depending on theatre, shall be worn on all
collars.

Smock. When wearing a smock the cloth cross should
be positioned ¼ inch above the nametape central to the
pocket.

A cloth name tape on olive or sand background,
depending on theatre, shall also be worn immediately
above the left hand pocket prefixed by the title
PADRE on all issued jackets and shirts.

When ordered, the Geneva Emblem armband is to be
worn on the left arm.

A cloth cross is to be worn on the front of the helmet
cover and the title PADRE may be sewn on below
(optional).

Note. Clerical collar is NOT worn with this order of
dress.

- | | | |
|-----|----------|---|
| 36. | Trousers | Trousers DPM, combat lightweight. |
| 37. | Footwear | No 5 Dress - Socks warm weather (Fawn)
No 8 Dress - Socks Temperate (Black or green)
No 5 Dress - Boots desert.
No 8 Dress - Boots assault or combat high. |
| 38. | Gloves | Gloves, contact and leather combat. |

Serial	Main Features	Description
(a)	(b)	(c)
39.	No 10 Dress	<u>Occasions when worn.</u> Dining in Army and other Service messes and at military and service dances and entertainments when indicated.
40.	Headdress	No 1 Service Cap as per No 1 Dress.

Note. Class 1 Chaplains wear the No 1 Dress Cap with General Staff Badge.

41. Tunic

Jacket - Male. Style and cut as for the 1939 pattern and should be adjusted according to size.

Material Superfine Black (Abimelech Hainsworth 207), with Superfine purple (Abimelech Hainsworth 202) facings.

The roll collar is to have no join in back.

The matching purple gauntlet cuffs are to be 6 inches deep at the point, 4 inches at the front peaking 6 inches at the back, with two $\frac{3}{4}$ of an inch finished button holes and two small die stamped gilt buttons, 22 ligne, on each cuff, which will unbutton.

The plain shoulder straps of matching material, sewn in at the shoulder, should be parallel, 2 inches wide tapering to 1½ inches at rounded point and fastened at the top by a $\frac{3}{4}$ inch button hole and a, 22 ligne, gilt die stamped RACHD button. Jacket lining is to be of black quilted silk or satin with an inside pocket.

Jacket - Female. Style and cut as for the 1939 pattern and should be adjusted according to size and should be cut with two panels for bust. Jacket lining is to be black quilted silk or satin with an inside pocket.

Material Superfine Black (Abimelech Hainsworth 207), with Superfine purple (Abimelech Hainsworth 202) facings.

The roll collar is to have with no join in the back.

The matching purple gauntlet cuffs are 6 inches deep at the point, 4 inches at the front peaking 6 inches at the back, with two button holes and two small die

RACHD

stamped gilt buttons, 22 ligne, on each cuff.

The front of the female jacket is to hang parallel approximately 5 inches apart, it has a patrol back.

The plain shoulder straps of matching material, sewn in at the shoulder, should be parallel, 2 inches wide tapering to 1½ inches at rounded point and fastened at the top by a ¾ inch button hole and a, 22 ligne, gilt die stamped RACHD button.

Note. Sizes are based on a lady approximately 5 foot 5 inches in height.

The RACHD, gilt Collar Badges, two pronged, are to be placed equidistant from the sides of the purple roll collar and approximately 8 inches below the shoulder seam where it goes under the collar. The position of the Collar Badges will vary according to height and build.

Gilt badges of rank, Bath Star, 5/8 of an inch are to be worn, the blue dot to go towards the sleeve head. Crowns are to have RACHD purple cushions.

Entitled neck decorations and miniatures of orders decorations and medals are to be worn in accordance with entitlement and current regulations.

42. Vest

In the Unified Department an evening style of clerical waistcoat of black silk, or a black double banded veststock of black silk, is worn with this order of dress.

Note. The gap between the outer bands of the double banded veststock should be approximately 2½ inches at the front.

Female Chaplains. Will wear a department approved purple silk cummerbund, 6 inches wide with four pleats with adjustable fastening at the rear.

RACHD

43. Rank Badges

Roman Catholic Chaplains. Will wear a department approved purple silk cummerbund 6 inches wide, no pleats, with adjustable fastening at the rear.
5/8 of an inch anodised metal Bath Stars are to be worn. Blue dot to point towards sleeve head. Crowns are to be on an RACHD purple cushion.

Class 1. Chaplains Class 1 or above wear shoulder straps edged with 1/2 inch staff pattern gold lace fastened at the point with small RACHD gilt buttons, 22 ligne, and bullion badges of rank.

Note. Class 1 chaplains should continue to wear RACHD collar badges as they remain on the RACHD list.

44. Trousers/Skirt

Trousers. Midnight Dress (Hainsworth WS512), barathea, made to be worn with braces.

Plain fronts with a zip, straight side pockets and no hip pocket. Single purple stripes of correct RACHD pattern and colour down outer seams, width as follows:

Chaplain General 2½ inches wide.

Deputy Chaplain-General and Chaplains 1st Class 1¾ inches wide.

Chaplains 2nd 3rd and 4th Class 1 inch wide.

Skirt. Midnight Dress (Hainsworth WS512), barathea
The skirt will have three panels, two panels at the back and one at the front, fully lined. The 8 inch zip, adjusted according to size, at the back is not to show. The skirt is to be split at the back to the back of the knee Stratham by a sprat's head by hand at the top of the split.

Two darts at the front on about 35% angel pointing towards side seams. The length will be one half inch

RACHD

above the shoes. The skirt shall be fully lined in navy silk or satin.

Note. Sizes are based on a lady 5 foot 5 inches in height and should be adjusted accordingly.

45. Shirt/Blouse A soft white collarless shirt/ blouse with double cuffs for use with a clerical collar.

Cufflinks should be gold or gold plated and of plain design.

46. Footwear Male. Black Socks
Female. Natural tan tights or stockings.

Male. George Boots (Black) Unboxed
Female chaplains. Evening shoes (Black) with a modest heel.

Serial (a)	Main Features (b)	Description (c)
47.	No 11 Dress	<u>Occasions when worn.</u> As for RACHD No 10 dress when serving in tropical areas.
48.	Headdress	No 1 Service Cap as per RACHD No 1 Dress.
49.	Tunic	<u>Note.</u> Class 1 Chaplains wear the No 1 hat with General Staff Badge. <u>Jacket.</u> Material is White Drill, 1939 pattern as per RACHD No 10 dress. The lining is white silk or satin. Entitled neck decorations and miniatures of orders decorations and medals are to be worn in accordance with entitlement and current regulations. <u>Note.</u> For Chaplains Class 1 or above the shoulder straps are replaced with shoulder straps edged with ½ inch staff pattern gold lace fastened at the point with small RACHD buttons, 22 ligne, Class 1 chaplains' or above continue to wear RACHD collar badges.
50.	Rank Badges	5/8 inch anodised metal Bath Stars are to be worn, the blue dot is to point towards sleeve head. Crowns are to

RACHD

be on an RACHD purple cushion.

Class 1. Chaplains Class 1 or above wear shoulder straps edged with ½ inch staff pattern gold lace fastened at the point with small RACHD buttons, 22 ligne, and bullion badges of rank.

Note. Class 1 chaplains should continue to wear RACHD collar badges as they remain on the RACHD list.

- | | | |
|-----|----------------|--|
| 51. | Trousers/Skirt | <u>Trousers.</u> As for No 10 Dress - Temperate Mess Dress. |
| 52. | Cummerbund | <u>Skirt.</u> As for No 10 Dress - Temperate Mess Dress. Purple (Hainsworth 202), silk, 4 pleats 6 inches wide, with adjustable fastening at the rear. |
| 53. | Shirt/ Blouse | The shirt or blouse should be plain of soft white cotton with semi-stiff turn down collar attached and double matching cuffs, buttons are to be white. |

Cuff links are to be gold or gold plated of plain design.

Note. As an option Chaplains may wear a clerical collar and black veststock with this order of dress at the discretion of the Senior Chaplain.

- | | | |
|-----|----------|---|
| 54. | Necktie | Double ended black silk bow tie. |
| 55. | Footwear | <u>Male.</u> Black Socks
<u>Female.</u> Natural tan tights or stockings. |

Male. Male chaplains will wear black George Boots, unboxed.

Female. Black evening shoes with a modest heel.

- | | |
|---------------|------------------------------|
| Serial | Main Features |
| (a) | (b) |
| 56. | No 13 and No 14 Dress |

Description

(c)

Occasions when Worn. May be worn both inside barracks at the discretion of the local Commander. Whilst it is not considered suitable for ceremonial occasions, this dress may be worn at Open Days, Army Displays and other formal occasions on which wearing No 2 dress is inappropriate.

-
- | | | |
|-----|-----------|---|
| 57. | Headdress | The Cap, Service Dress, as listed for No 2 Dress, is to |
|-----|-----------|---|

RACHD

	Cap Field Service	be worn except for those Chaplains serving in special formation (e.g. Parachute Regiment when the appropriate beret is permissible.
	Side Cap	A Side Cap may also be worn. It shall comprise of a purple (Hainsworth 202) body, with black (Hainsworth 207) flaps, seams edged in gold piping. The badge is an embroidered gold and silver wire RACHD cap badge on RACHD purple backing. Field Officers' caps have peaks edged in gold piping.
58.	Rank Badges	<p><u>Note.</u> Class 1 Chaplains' to wear the Staff Badge with the Side Cap.</p> <p>¾ of an inch anodised black metal Bath Stars may be worn. Crown on purple cushion, single acorn to point towards the sleeve head. Embroidered badges of rank on slides may also be worn on the shoulder straps.</p> <p>In shirt sleeve order No 14 dress, khaki worsted badges of rank are to be sewn on slides which will fit over the shoulder straps of the shirt, or if preferred, black badges of rank may be fixed directly to the shirt shoulder straps</p>
59.	Stable Belt	<u>Colour.</u> Department approved purple and black. Two black and one purple centre stripe 2½" adjustable webbing, side fastening on left with two black leather covered buckles and black leather straps.
60.	Accoutrements	<p>Silver Crosses are to worn on the collar of the shirt or blouse.</p> <p><u>Note.</u> Chaplains Class 1 wear purple (Hainsworth 202) small gorgettes with a line of black plaited silk embroidery through the centre and a 22 ligne RACHD black button below, on the collar of their shirt or blouse.</p> <p>The Chaplain General wears small gorgettes with a line of gold leaf embroidery through the centre with two acorns above and below on the collar of his or her shirt or blouse.</p>
61.	Trousers/ Skirt	<p>Light weight, as issued, will be worn.</p> <p>Service dress trousers or skirt may be worn at the discretion of the Senior Chaplain.</p>

RACHD

62. Shirt/ Blouse With No 13 Dress a soft khaki shirt or blouse with collar attached, two buttoned with breast pockets and shoulder straps is worn with neck button undone, but sleeves worn at full length and buttoned at the wrist. In No 14 Dress, Shirt Sleeve Order, sleeves are to be rolled in 3 inch folds so that they are 1 inch above the elbow.
Note. A tie or clerical collar never worn with No 13 or No 14 order of dress.
63. Jersey Jersey wool heavy, as issued may be worn with No 13 Dress.

The approved RACHD black jersey with shoulder straps may also be worn with No 13 Dress.

Note. Embroidered badges of rank on black slides or $\frac{3}{4}$ of an inch anodised black metal Bath Stars, single acorn to point towards the sleeve head, may be worn on the shoulder straps. Crown on RACHD purple cushion.
64. Footwear Male. Black Socks
Female. Natural tan tights, stockings or black socks.

Shoes. Shoes Highland Black (Brogue shoes) are to be worn.

ROYAL LOGISTIC CORPS

Serial (a)	Main Features (b)	Description (c)
1	Cap Badge	<p>A gilt eight pointed star forming the background, upon which, in gilt is a laurel wreath. Also in gilt two crossed axes lie above the laurel wreath. Onto the axes is superimposed the Garter bearing the Garter motto, all in gilt, within which is placed centrally a shield bearing the Arms of the Board of Ordnance. Shield sits on a background of scarlet enamel. A gilt Monarchal Crown displaces the uppermost point of the Royal Star. Beneath the garter is a scroll bearing the Corps motto 'We Sustain' in upper case Roman script.</p> <p><u>Officers.</u>¹</p> <p>No.1 Dress and Service Dress Hat. Gold coloured gilt with a scarlet enamel centre and blue enamel garter surround.</p> <p>Beret and Side Cap: Embroidered gold wire with a scarlet centre, coloured crown and blue garter surround on a dark blue background. (3.8cm x 4cm)</p> <p><u>Soldiers.</u></p> <p>No.1 Dress hat (Warrant Officers and Instructors at RMAS). Burnished gold coloured gilt with a shield of silver.</p> <p>Beret: Burnished gold coloured gilt with a shield of silver.</p>
2	Collar Badge	Design as for the Cap Badge with cannons pointing inwards in time of peace, outwards in time of war.

¹ For the purpose of ease, the term Officer is used to describe all substantive Lieutenant Colonels and below, including Warrant Officer Class Ones with permission to wear Officer Pattern clothing.

Serial (a)	Main Features (b)	Description (c)
		<p><u>Officers.</u> Gold coloured gilt with a scarlet enamel centre and blue enamel garter surround.</p> <p><u>Soldiers.</u> Burnished gold coloured gilt with a shield of silver.</p>
3	Facing Colour (Dress)	Dark Blue.
4	Tunic Buttons	<p><u>Officers.and Soldiers</u> The four front buttons of No 1 and No 2 Dress are 40 ligne anodised gold. All other buttons are 30 ligne.</p>
5	TRF	<p>40mm x 40mm. Divided in half diagonally. Blue and gold in colour edged in Khaki. The gold diagonal worn at the bottom and towards the front.</p> <p>Worn on the upper right sleeve 12 cms from the from the shoulder seam. Unlike formation badges; they are not to be replaced or displaced by another units TRF.</p> <p><u>Exceptions:</u></p> <ol style="list-style-type: none"> 1. QOGLR continue to wear the Bde of Gurkha TRF. 2. The RLC Band will continue to wear the Corps of Army Musicians (CAMus) TRF.
6	Lanyard	<p><u>Officers.</u> 10 mm in dark blue and gold silk cord.</p> <p><u>Soldiers.</u> 8 mm in dark blue and gold silk cord.</p>
7	Stable Belt	<p><u>Officers.</u> Top and bottom a gold 5 mm with dark blue separated in the centre by 2 scarlet bands 10 mm wide divided by a dark blue band 3 mm wide. Fastened with tan leather straps.</p>

Serial (a)	Main Features (b)	Description (c)
		<p><u>Soldiers.</u></p> <p>Top and bottom a gold 5 mm with dark blue separated in the centre by scarlet bands 10 mm wide divided by a dark blue band 3 mm wide. Fastened with gold coloured gilt Mazak locket buckle featuring the cap badge in the centre and Royal Logistic Corps embossed around the buckle.</p> <p><u>Scottish Tpt Regt RLC(V)</u> - MacDuff tartan belt with black leather straps</p> <p><u>ARRC Sp Bn RLC</u> - green with 2 x 5 mm horizontal yellow stripes positioned 20 mm from the top and 20mm from the bottom of the belt with black leather straps.</p>
8	Special Arm Badge Special Distinction	<p><u>Officers.</u></p> <p>Ammunition Technical Officer. A flaming black cannon ball. Air Despatch Brevet (if serving in role)</p> <p><u>All Ranks.</u></p> <p>Air Despatcher.e Coloured Monarchal Crown above a circle of gold containing gold upper case Roman letters 'AD'. Blue wings extend horizontally from the centre of the circle. Worn in No. 1 & 2, out of role, in role: 5, 6, 8, 9 10, 11, 12, 13 & 14.</p> <p>Qualified Air Despatche Instructor. Coloured Monarchal Crown above a circle of red containing red upper case Roman letters 'QADI'. Blue wings extend horizontally from the centre of the circle. Worn as above.</p> <p>Diver. Gold embroidered deep-water diving helmet with the letter 'SW' in upper roman case underneath. Number Two Dress only.</p>

Serial (a)	Main Features (b)	Description (c)
		<p>Ocean Watchkeeper. A blue rectangle with a coloured Monarchal Crown above an embroidered anchor in gold.</p> <p>Worn in No 5 & 8 Dress only.</p>
		<p><u>Soldiers.</u></p> <p>Ammunition Technician. A flaming black cannon ball with a red embroidered 'A' in upper case Roman letter.</p> <p>Tank Transporter. Khaki backed rectangle depicting in white embroidered cotton a laden tank transporter.</p> <p>Number One and Two Dress only.</p> <p>Movement Controller. Red backed circle containing a gold coloured embroidered wagon wheel. No 1, 2, & 6 Dress only.</p>

Brief Details of Uniform under Orders of Dress

NO 1 DRESS

Serial (a)	Main Features (b)	Description (c)
9	Headdress	<p><u>Officers.</u></p> <p>Cap peaked forage (Hobson pattern). Dark blue cloth with blue velvet band and scarlet crown welt.</p> <p>Enamelled officer's badge.</p> <p>Plain peak, except for Field officers whose peaks have a plain gold $\frac{3}{4}$ inch passin embroidery on the lower edge.</p> <p><u>Soldiers.</u></p> <p><u>Warrant Officers and Instrs at RMAS and ORs on Ceremonial Duties</u></p> <p>Cap peaked forage. Dark blue cloth with blue velvet band and scarlet crown welt.</p>

Serial (a)	Main Features (b)	Description (c)		
		<p>Cap Badge - burnished gold coloured gilt with a shield of silver. Plain peak.</p> <p><u>Staff Sergeant and below.</u></p> <p>Dark blue beret.</p> <p>Cap Badge - burnished gold coloured gilt with a shield of silver.</p>		
10	Tunic Officer	Article	Male	Female
		Jacket	<ul style="list-style-type: none"> Dark blue barathea patrol jacket with 5 RLC buttons. Stand collar. 2 Breast pockets. 2 hip pockets. Enamelled RLC Officers' collar badges with muzzles pointed inwards in time of peace, outwards in time of war. No whistle lanyard. White linen strip patrol collar showing not more than 1/8th of an inch above the jacket collar. 	As for male but cut to the female form.
		Neckwear	Not worn	Not worn
		Shirt	<ul style="list-style-type: none"> Plain white soft collarless cotton shirt with double cuffs. <p>Gold cufflinks</p>	<ul style="list-style-type: none"> Plain white soft collarless cotton shirt with double cuffs. <p>Gold cufflinks</p>
	Soldier	Article	Male	Female

Serial (a)	Main Features (b)	Description (c)		
		Jacket	<ul style="list-style-type: none"> • Dark blue serge pattern patrol jacket with RLC buttons. • Stand collar. • 2 Breast pockets. • 2 hip pockets. • RLC collar badges with muzzles pointed inwards in time of peace, outwards in time of war. • No whistle lanyard. 	<ul style="list-style-type: none"> • Dark blue serge pattern patrol jacket to female pattern. • Accoutrements as for male.
		Neckwear	Not worn	Not worn
		Shirt	<ul style="list-style-type: none"> • Plain white soft collarless cotton shirt with double cuff . • Gold cufflinks 	<ul style="list-style-type: none"> • Plain white soft collarless cotton shirt with double cuff . • Gold cufflinks
11	Rank Badges	<u>Officers.</u> <ul style="list-style-type: none"> • Stars are to measure $\frac{3}{4}$ of an inch between consecutive points. • Crowns are to be fitted with crimson cushions. • Metal Rank Badges are worn on Gold Tripple Cord Shoulder Boards <u>Warrant Officer.</u> <ul style="list-style-type: none"> • Embroidered in gold on a scarlet backing. These to be worn on the right sleeve. <u>Non Commissioned Officers.</u> <ul style="list-style-type: none"> • Gold lace chevrons mounted on scarlet background. • Worn on the right upper arm. 		
	Specialist Qualifications	As at Ser 8. All are embroidered in gold and backed in a dark blue cloth to match the tunic colour.		

Serial (a)	Main Features (b)	Description (c)		
12	Trousers	Article	Male	Female
	Officer	Netherwear	<ul style="list-style-type: none"> No.10 Dress overalls without pockets. Double scarlet cloth Stripes with welted edges 5/8 inch wide and 1/8 inch apart. 	Dark blue barathea No.2 Dress style skirt.
		Hosiery	Dark blue socks	Black Hosiery
	Soldier	Netherwear	No.10 Dress trousers with pockets. <ul style="list-style-type: none"> Double scarlet cloth Stripes with welted edges 5/8 inch wide and 1/8 inch apart. 	Dark blue serge No.2 Dress style skirt.
		Hosiery	<ul style="list-style-type: none"> Dark blue socks 	Black tights
13	Accoutrements	<u>Officers Belt etc</u> Ceremonial: Belt Sash Scarlet Non-Ceremonial: brown leather Sam Browne (sword frog only worn with sword). <u>Soldiers Belt</u> <ul style="list-style-type: none"> White nylon belt Plain brass buckle and keepers 		
14	Sword <i>Including scabbard & sword knot</i>	<u>Officers</u> Ceremonial: <ul style="list-style-type: none"> Royal Artillery Pattern with 3-bar hilt. Specific RLC embossing on the blade. Steel Scabbard. Gold sword knot (allowed to hang freely in the mounted tradition). Non-Ceremonial		

Serial (a)	Main Features (b)	Description (c)		
		<ul style="list-style-type: none"> Brown leather scabbard. Brown leather sword knot. 		
15	Footwear <i>Including spurs</i>	Officers	Male	Female
		Soldiers	<ul style="list-style-type: none"> Black leather George or Wellington boots. Silver plated swan neck spurs. 	<ul style="list-style-type: none"> Shoes, black, Service Gibson when on parade with soldiers.
			<ul style="list-style-type: none"> Shoes or black boots. SNCOs may wear George boots. 	<ul style="list-style-type: none"> Shoes or black boots. SNCOs may wear George boots.
16	Gloves	White cotton.		

NO 3 DRESS

Serial (a)	Main Features (b)	Description (c)
17	Headdress	<p><u>Officers.</u></p> <p>Cap peaked forage (Hobson pattern). Dark blue cloth with blue velvet band and scarlet crown welt.</p> <p>Enamelled officer's badge.</p> <p>Plain peak, except for Field officers whose peaks have a plain gold $\frac{3}{4}$ inch passin embroidery on the lower edge.</p> <p><u>Soldiers.</u></p> <p><u>Warrant Officers.</u></p> <p>Cap peaked forage. Dark blue cloth with blue velvet band and scarlet crown welt.</p> <p>Cap Badge - burnished gold coloured gilt with a shield of silver.</p> <p>Plain peak.</p> <p><u>Staff Sergeant and below.</u></p>

Serial (a)	Main Features (b)	Description (c)		
		Dark blue beret. Cap Badge - burnished gold coloured gilt with a shield of silver.		
18	Tunic Officer	Article	Male	Female
		Jacket	<ul style="list-style-type: none"> • Plain white terylene cotton patrol jacket with 5 RLC buttons. • Stand collar. • 2 Breast pockets. • 2 hip pockets. • Enamelled RLC Officers' collar badges with muzzles pointed inwards in time of peace, outwards in time of war. • No whistle lanyard. • White linen strip patrol collar showing not more than 1/8th of an inch above the jacket collar. 	<ul style="list-style-type: none"> • As for male less breast pockets and cut to female form • Enamelled RLC Officers' collar badges with muzzles pointed inwards in time of peace, outwards in time of war.
		Neckwear	Not worn	Not worn
		Shirt	<ul style="list-style-type: none"> • Plain white soft collarless cotton shirt with double cuff . • Gold cufflinks 	<ul style="list-style-type: none"> • Plain white soft collarless cotton shirt with double cuff . • Gold cufflinks
	Soldier	Article	Male	Female

Serial (a)	Main Features (b)	Description (c)		
		Jacket	<ul style="list-style-type: none"> • Plain white terylene cotton patrol jacket with 5 RLC buttons.. • Stand collar. • 2 Breast pockets. • 2 hip pockets. • RLC collar badges with muzzles pointed inwards in time of peace, outwards in time of war. • No whistle lanyard. 	<ul style="list-style-type: none"> • As for male less breast pockets and cut to female form.
		Neckwear	Not worn	Not worn
		Shirt	<ul style="list-style-type: none"> • Plain white soft collarless cotton shirt with double cuff . • Gold cufflinks 	<ul style="list-style-type: none"> • Plain white soft collarless cotton shirt with double cuff . Gold cufflinks
19	Rank Badges	<u>Officers.</u> <ul style="list-style-type: none"> • Stars are to measure $\frac{3}{4}$ of an inch between consecutive points. • Crowns are to be fitted with crimson cushions. <u>Warrant Officer.</u> <ul style="list-style-type: none"> • Embroidered in gold on a white backing. These to be worn on the right sleeve. <u>Non Commissioned Officers.</u> <ul style="list-style-type: none"> • Gold lace chevrons mounted on white background. • Worn on the right upper arm. 		
	Specialist Qualifications	As at Ser 8. All are embroidered in gold and backed in a white cloth to match the tunic colour.		

Serial (a)	Main Features (b)	Description (c)		
20	Trousers Officer	Article	Male	Female
		Netherwear	<ul style="list-style-type: none"> Dark blue lightweight terylene overalls. Double scarlet cloth Stripes with welted edges 5/8 inch wide and 1/8 inch apart.	Dark blue lightweight terylene No.2 Dress style skirt.
		Hosiery	<ul style="list-style-type: none"> Dark blue socks 	Black Hosiery
	Soldier	Article	Male	Female
		Netherwear	<ul style="list-style-type: none"> Dark blue lightweight terylene trousers with pockets. Double scarlet cloth Stripes with welted edges 5/8 inch wide and 1/8 inch apart.	Dark blue lightweight terylene No.2 Dress style skirt.
		Hosiery	<ul style="list-style-type: none"> Dark blue socks 	Black Hosiery
21	Accoutrements	<u>Officers Belt</u> etc Ceremonial: Belt Sash Scarlet Non-Ceremonial: brown leather Sam Browne (sword frog only worn with sword). <u>Soldiers Belt</u> <ul style="list-style-type: none"> White nylon belt Plain brass buckle and keepers. 		
22	Sword <i>Including scabbard & sword knot</i>	<u>Officers</u> Ceremonial: <ul style="list-style-type: none"> Royal Artillery Pattern with 3-bar hilt. Specific RLC embossing on the blade. 		

Serial (a)	Main Features (b)	Description (c)		
		<ul style="list-style-type: none"> • Steel Scabbard. • Gold sword knot (allowed to hang freely in the mounted tradition). <p>Non-Ceremonial</p> <ul style="list-style-type: none"> • Brown leather scabbard. • Brown leather sword knot. 		
23	Footwear <i>Including spurs</i>	Officers	Male	Female
		Soldiers	<ul style="list-style-type: none"> • Black leather George or Wellington boots. • Silver plated swan neck spurs. 	<ul style="list-style-type: none"> • Shoes, black, Service Gibson when on parade with soldiers. • Shoes, Black, court for informal occasions.
			<ul style="list-style-type: none"> • Black boots or shoes. • SNCOs may wear George boots. 	<ul style="list-style-type: none"> • Shoes, servicewoman, black, leather, DMS
24	Gloves	White cotton.		

NO 2 DRESS

Serial (a)	Main Features (b)	Description (c)
---------------	----------------------	--------------------

Serial (a)	Main Features (b)	Description (c)		
25	Headdress	<p><u>Officers.</u></p> <p>Ceremonial</p> <p>Cap peaked forage (Hobson pattern). Dark blue cloth with blue velvet band and scarlet crown welt.</p> <p>Enamelled officer's badge.</p> <p>Plain peak, except for Field officers whose peaks have a plain gold ¾ inch passin embroidery on the lower edge.</p> <p>Non Ceremonial</p> <p>Cap peaked service (Hobson pattern).</p> <p>Khaki.</p> <p><u>Side Hat.</u> The side hat has a patterned body and flaps of dark blue velvet (Rubans 102), peak of dark blue velvet, tip of scarlet, piped throughout in gold. 2 gold buttons (22 ligne) RLC</p> <p>The wire embroidered cap badge (as for beret) is worn on the left side. The peak is piped in gold for those of field rank and above.</p> <p><u>Soldiers.</u></p> <p><u>Warrant Officers and Instrs at RMAS and all ORs on Ceremonial Duties</u></p> <p>Cap peaked forage. Dark blue cloth with blue velvet band and scarlet crown welt.</p> <p>Cap Badge - burnished gold coloured gilt with a shield of silver.</p> <p>Plain peak.</p> <p><u>Staff Sergeant and below.</u></p> <p>Dark blue beret.</p> <p>Cap Badge - burnished gold coloured gilt with a shield of silver.</p>		
26	Tunic Officer	Article	Male	Female
		Jacket	<ul style="list-style-type: none"> Standard issued jacket with 4 RLC buttons and no waist 	<ul style="list-style-type: none"> Standard issued jacket with 4 RLC buttons and no waist

Serial (a)	Main Features (b)	Description (c)		
			hooks. <ul style="list-style-type: none"> • 2 Breast pockets. • 2 hip pockets. • Enamelled RLC Officers' collar badges above the step of the collar, with muzzles pointed inwards in time of peace, outwards in time of war. • Officers gilt badges of rank. • WO1: Embroidered badge of rank worn on both arms at the point of the cuff. • Officer pattern blue and gold lanyard worn on the left shoulder. 	hooks. <ul style="list-style-type: none"> • 2 hip pockets. • Enamelled RLC Officers' collar badges above the step of the collar, with muzzles pointed inwards in time of peace, outwards in time of war. • Officers gilt badges of rank. • WO1: Embroidered badge of rank worn on both arms at the point of the cuff. • Female officer pattern blue and gold lanyard worn on the left shoulder.
		Neckwear	<ul style="list-style-type: none"> • Corps pattern silk tie. 	<ul style="list-style-type: none"> • Corps pattern silk tie.
		Shirt	<ul style="list-style-type: none"> • RLC Officers shirt (light beige). 	<ul style="list-style-type: none"> • RLC Officers shirt (light beige).
	Soldier	Article	Male	Female

Serial (a)	Main Features (b)	Description (c)		
		Jacket	<ul style="list-style-type: none"> • Khaki standard issued jacket • RLC gilt buttons. • RLC gilt collar badges with muzzles pointed inwards in time of peace, outwards in time of war. • RLC soldiers lanyard worn on the left shoulder. 	<ul style="list-style-type: none"> • Khaki standard issued jacket • RLC gilt buttons. • RLC gilt collar badges with muzzles pointed inwards in time of peace, outwards in time of war. • RLC soldiers lanyard worn on the left shoulder.
		Neckwear	<ul style="list-style-type: none"> • Issued knitted khaki tie 	<ul style="list-style-type: none"> • Issued knitted khaki tie
		Shirt	<ul style="list-style-type: none"> • Issued No.2 dress shirt. 	<ul style="list-style-type: none"> • Issued No.2 dress shirt.
27	Rank Badges	<u>Officers.</u> <ul style="list-style-type: none"> • Stars are to measure $\frac{3}{4}$ of an inch between consecutive points. • Crowns are to be fitted with crimson cushions. 		
		<u>Warrant Officer.</u> <ul style="list-style-type: none"> • Embroidered khaki badges. • Worn on both forearms. <u>Non Commissioned Officers.</u> <ul style="list-style-type: none"> • Embroidered khaki badges. • Worn on the right upper arm. 		
	Specialist Qualifications	As at Ser 8. All are embroidered and backed in khaki cloth to match the tunic colour.		
28	Trousers	Article	Male	Female

Serial (a)	Main Features (b)	Description (c)		
	Officer	Netherwear	<ul style="list-style-type: none"> • Khaki barathea of the same shade as the jacket. • No turn ups • Two side pockets and one hip pocket • 5 Belt loops with 3½" belt clearance 	<ul style="list-style-type: none"> • Khaki Barathea skirt of the same shade as the jacket. • Skirt length to be 2" below the knee
		Hosiery	<ul style="list-style-type: none"> • Khaki socks 	Seamless hosiery: Natural Tan Brown Haze
	Soldier	Article	Male	Female
		Netherwear	<ul style="list-style-type: none"> • Khaki barathea of the same shade as the jacket. • No turn ups • Two side pockets and one hip pocket • 5 Belt loops with 3½" belt clearance 	<ul style="list-style-type: none"> • Khaki Barathea skirt of the same shade as the jacket. • Skirt length to be 2" below the knee
		Hosiery	<ul style="list-style-type: none"> • Issue sock GS 	Seamless hosiery: Natural Tan Brown Haze

Serial (a)	Main Features (b)	Description (c)		
29	Accoutrements	<u>Officers Belt etc</u> Ceremonial: Brown leather Sam Browne (sword frog only worn with sword). <u>Soldiers Belt</u> Ceremonial: <ul style="list-style-type: none"> • White nylon belt • Plain brass buckle and keepers Non Ceremonial: <ul style="list-style-type: none"> • Issue green belt. <u>Medals</u> <ul style="list-style-type: none"> • Court Mounted. • Worn on the left breast. • Ribbons attached above left breast pocket. 		
30	Sword <i>Including scabbard & sword knot</i>	<u>Officers</u> Ceremonial: <ul style="list-style-type: none"> • Royal Artillery Pattern with 3-bar hilt. • Specific RLC embossing on the blade. • Brown leather scabbard. • Brown leather sword knot. 		
31	Footwear <i>Including spurs</i>	Article	Male	Female
		Officers	<ul style="list-style-type: none"> • Brown leather shoes 	Ceremonial: <ul style="list-style-type: none"> • Brown leather Gibson Shoes

Serial (a)	Main Features (b)	Description (c)		
		Soldiers	<ul style="list-style-type: none"> Black shoes (highly polished). 	<ul style="list-style-type: none"> Shoes, servicewoman, black, leather, DMS.
32	Gloves	Officers	<ul style="list-style-type: none"> Brown leather 	<ul style="list-style-type: none"> Brown leather
		Soldiers	Ceremonial <ul style="list-style-type: none"> Black leather (when ordered) White cotton (when ordered) 	Ceremonial <ul style="list-style-type: none"> Black leather (when ordered) White cotton (when ordered)

NO 10 DRESS²


Serial (a)	Main Features (b)	Description (c)
33	Headdress	<p><u>Officers.</u></p> <p>Cap peaked forage (Hobson pattern). Dark blue cloth with blue velvet band and scarlet crown welt.</p> <p>Enamelled officer's badge.</p> <p>Plain peak, except for Field officers whose peaks have a plain gold $\frac{3}{4}$ inch passin embroidery on the lower edge.</p> <p>Side Hat. The side hat has a patterned body and flaps of dark blue velvet (Rubans 102), peak of dark blue velvet, tip of scarlet, piped throughout in gold. 2 gold buttons (22 ligne) RLC</p> <p>The wire embroidered cap badge (as for beret) is worn on the left side. The peak is piped in gold for those of field rank and above.</p> <p><u>Soldiers.</u></p>

² A change to female Mess Dress has recently been approved by the ADC - for the purposes of this return the new pattern is used as the old pattern will be phased out over time.

Serial (a)	Main Features (b)	Description (c)		
		<p><u>Warrant Officers.</u></p> <p>Cap peaked forage. Dark blue cloth with blue velvet band and scarlet crown welt.</p> <p>Cap Badge - burnished gold coloured gilt with a shield of silver.</p> <p>Plain peak.</p> <p><u>Staff Sergeant and below.</u></p> <p>Dark blue beret.</p> <p>Cap Badge - burnished gold coloured gilt with a shield of silver.</p>		
34	Tunic Officer	Article	Male	Female
		Jacket	<ul style="list-style-type: none"> Dark blue doeskin with dark blue velvet collar and dark blue velvet pointed cuffs. Officers: Gold triple cord shoulder boards with embroidered badges of rank in silver wire with screw buttons, worn with a left-hand twist on the right and vice versa. WO1: Plain gold triple cord shoulder boards with screw buttons, worn with a left-hand twist on the right and vice versa. Rank badge of gold wire 2/3 normal size to be worn on a scarlet background on the right forearm at the 	<ul style="list-style-type: none"> Dark blue doeskin with dark blue velvet collar and dark blue velvet pointed cuffs. Officers: Gold triple cord shoulder boards with embroidered badges of rank in silver wire with screw buttons, worn with a left-hand twist on the right and vice versa. WO1: Plain gold triple cord shoulder boards with screw buttons, worn with a left-hand twist on the right and vice versa. Rank badge of gold wire 2/3 normal size to be worn on a scarlet background on the right forearm at the

Serial (a)	Main Features (b)	Description (c)		
			point of the cuff. • Dark blue silk quilted lining with wallet pocket. • Collar to be rounded at the front and secured with a gold chain of 8 links.	point of the cuff. • Dark blue silk quilted lining with wallet pocket • Collar to be rounded at the front and secured with a gold chain of 8 links.
		Vest	• Dark blue doeskin to Match jacket with stand collar of dark blue velvet and shallow v to front. • 2 working ticket pockets edged in gold lace.	• Dark blue doeskin to Match jacket with stand collar of dark blue velvet and shallow v to front. • 2 working ticket pockets edged in gold lace.
		Shirt	• Plain white soft cotton shirt with double cuff and 'grandad' collar. • Gold cufflinks	• Plain white soft cotton shirt with double cuff and 'grandad' collar. • Gold cufflinks
	Soldier	Article	Male	Female

Serial (a)	Main Features (b)	Description (c)		
		Jacket	<ul style="list-style-type: none"> • Dark blue doeskin with dark blue velvet stand collar and dark blue velvet pointed cuffs. • Fixed gold double cord shoulder straps with RLC button at the neck. • Dark blue satin lining with wallet pocket. White satin sleeve lining. • Collar to be rounded at the front, fastening with Belcher pattern gold chain of 8 links. • Gold cufflinks. 	<ul style="list-style-type: none"> • Dark blue doeskin with dark blue velvet stand collar and dark blue velvet pointed cuffs. • Fixed gold double cord shoulder straps with RLC button at the neck. • Dark blue satin lining with wallet pocket. White satin sleeve lining. • Collar to be rounded at the front, fastening with Belcher pattern gold chain of 8 links • Gold cufflinks.
		Shirt	<ul style="list-style-type: none"> • Plain white soft cotton shirt with double cuff and 'grandad' collar. • Gold cufflinks 	<ul style="list-style-type: none"> • Plain white soft cotton shirt with double cuff and 'grandad' collar. • Gold cufflinks
35	Badges	<u>Rank Badges</u> <u>Officers.</u> All embroidered silver wire. Stars are to measure $\frac{3}{4}$ of an inch between consecutive points. <u>Warrant Officer.</u> Embroidered in gold on a scarlet backing. These to be worn on the right sleeve. 2/3 size. <u>Non Commissioned Officers.</u> Gold lace chevrons mounted on scarlet background.		

Serial (a)	Main Features (b)	Description (c)		
		<p>Worn on the right upper arm. 2/3 size.</p> <p><u>Other Badges</u> QOGLR officers and SNCOs wear a single embroidered kukri on the arm as show below</p> 		
	Specialist Qualifications	As at Ser 8. All are embroidered in gold and backed in a dark blue cloth to match the tunic colour.		
36	Trousers Officer	Article	Male	Female
		Netherwear	<ul style="list-style-type: none"> Dark blue overalls without pockets. Double scarlet cloth <p>Stripes with welted edges 5/8 inch wide and 1/8 inch apart.</p>	<ul style="list-style-type: none"> Full length dark blue barathea skirt. One piece front and two piece back. Vent opening at the back to commence from the back of the knee and to overlap approx 5 cms. A straight cut waistband measuring 5 cm at the front and graduating to 5.5 cm at the front darts and to 7 cm at the rear. Skirt to close with a 20 cm zip at the rear.
		Hosiery	<ul style="list-style-type: none"> Dark blue socks 	<ul style="list-style-type: none"> Black tights
		Article	Male	Female

Serial (a)	Main Features (b)	Description (c)		
	Soldier	Netherwear	<ul style="list-style-type: none"> • Dark blue barathea trousers with pockets. • Double scarlet cloth <p>Stripes with welted edges 5/8 inch wide and 1/8 inch apart.</p>	<ul style="list-style-type: none"> • Full length dark blue barathea skirt. • One piece front and two piece back. • Vent opening at the back to commence from the back of the knee and to overlap approx 5 cms. • A straight cut waistband measuring 5 cm at the front and graduating to 5.5 cm at the front darts and to 7 cm at the rear. • Skirt to close with a 20 cm zip at the rear.
		Hosiery	<ul style="list-style-type: none"> • Dark blue socks 	<ul style="list-style-type: none"> • Black tights
37	Accoutrements		<ul style="list-style-type: none"> • LE Officers may wear a pocket watch and chain. • All SNCOs may wear a pocket watch and chain. 	<ul style="list-style-type: none"> • LE Officers may wear a pocket watch and chain. • All SNCOs may wear a pocket watch and chain.
38	Sword <i>Including scabbard & sword knot</i>	Not carried in No. 10 dress.		
39	Footwear <i>Including spurs</i>	Officers	Male	Female
			<ul style="list-style-type: none"> • Black leather George or Wellington boots. • Silver plated swan neck spurs 	<ul style="list-style-type: none"> • Shoes, Black, court for informal occasions.
		Soldiers	<ul style="list-style-type: none"> • Highly polished George boots. 	<ul style="list-style-type: none"> • Shoes, servicewoman, black, leather, DMS

Serial (a)	Main Features (b)	Description (c)
40	Gloves	<ul style="list-style-type: none"> Not worn in No. 10 dress.

NO 11 DRESS

Serial (a)	Main Features (b)	Description (c)
41	Headdress	<p><u>Officers.</u></p> <p>Cap peaked forage (Hobson pattern). Dark blue cloth with blue velvet band and scarlet crown welt.</p> <p>Enamelled officer's badge.</p> <p>Plain peak, except for Field officers whose peaks have a plain gold $\frac{3}{4}$ inch passin embroidery on the lower edge.</p> <p>Side Hat. The side hat has a patterned body and flaps of dark blue velvet (Rubans 102), peak of dark blue velvet, tip of scarlet, piped throughout in gold. 2 gold buttons (22 ligne) RLC</p> <p>The wire embroidered cap badge (as for beret) is worn on the left side. The peak is piped in gold for those of field rank and above.</p> <p><u>Soldiers.</u></p> <p><u>Warrant Officers.</u></p> <p>Cap peaked forage. Dark blue cloth with blue velvet band and scarlet crown welt.</p> <p>Cap Badge - burnished gold coloured gilt with a shield of silver.</p> <p>Plain peak.</p> <p><u>Staff Sergeant and below.</u></p> <p>Dark blue beret.</p> <p>Cap Badge - burnished gold coloured gilt with a shield of silver.</p>

42	Tunic Officer	Article Jacket	Male	Female
			<ul style="list-style-type: none"> No.10 Dress pattern jacket of white cotton drill. Clipped at neck (no link used as with No 10 Dress) Officers: Gold triple cord shoulder boards with embroidered badges of rank in silverwire with screw buttons, worn with a left-hand twist on the right and vice versa. <p>WO1: Plain gold triple cord shoulder boards with screw buttons, worn with a left-hand twist on the right and vice versa.</p> <p>Rank badge of gold wire 2/3 normal size to be worn on a scarlet background on the right forearm at the point of the cuff.</p> <ul style="list-style-type: none"> RLC buttons. One inside breast pocket. Enamelled RLC collar badges to be worn at the throat. <p>Cannons pointing inward in time of peace, outward in time of war.</p>	<ul style="list-style-type: none"> No.10 Dress pattern jacket of white cotton drill. Clipped at neck (no link as with No 10 Dress) Officers: Gold triple cord shoulder boards with embroidered badges of rank in silver wire with screw buttons, worn with a left-hand twist on the right and vice versa. <p>WO1: Plain gold triple cord shoulder boards with screw buttons, worn with a left-hand twist on the right and vice versa.</p> <p>Rank badge of gold wire 2/3 normal size to be worn on a scarlet background on the right forearm at the point of the cuff.</p> <ul style="list-style-type: none"> RLC buttons. One inside breast pocket. Enamelled RLC collar badges to be worn at the throat. <p>Cannons pointing inward in time of peace, outward in time of war.</p>
		Shirt	<ul style="list-style-type: none"> Plain white soft cotton shirt with 	<ul style="list-style-type: none"> Plain white soft cotton shirt with

			double cuff and 'grandad' collar. • Gold cufflinks	double cuff and 'grandad' collar. • Gold cufflinks
	Cummerbund		• RLC cummerbund..	• RLC cummerbund..
	Soldier	Article	Male	Female
		Jacket	<ul style="list-style-type: none"> No.10 Dress pattern jacket of white cotton drill. Fixed gold double Cord shoulder straps with RLC button at the neck. Collar to be rounded at the front, fastening with a clasp(no links) Gilt collar badges as worn on No 2 Dress. 	<ul style="list-style-type: none"> No.10 Dress pattern jacket of white cotton drill. Fixed gold double Cord shoulder straps with RLC button at the neck. Collar to be rounded at the front, fastening with a clasp (no links) Gilt collar badges as worn on No 2 Dress.
	Cummerbund		• RLC cummerbund.	• RLC cummerbund.
		Shirt	<ul style="list-style-type: none"> Plain white soft cotton shirt with double cuff and 'grandad' collar. Gold cufflinks 	<ul style="list-style-type: none"> Plain white soft cotton shirt with double cuff and 'grandad' collar. Gold cufflinks
43	Rank Badges	<u>Officers.</u> <ul style="list-style-type: none"> All embroidered silver wire. Stars are to measure $\frac{3}{4}$ of an inch between consecutive points. <u>Warrant Officer.</u> <ul style="list-style-type: none"> Embroidered in gold on a scarlet backing. These to be worn on the right sleeve. $\frac{2}{3}$ size. <u>Non Commissioned Officers.</u>		

	Specialist Qualifications	<ul style="list-style-type: none"> • Gold lace chevrons mounted on scarlet background. • Worn on the right upper arm. • 2/3 size. 		
		As at Ser 8. All are embroidered in gold and backed in a dark blue cloth to match the tunic colour.		
44	Trousers Officer	Article	Male	Female
		Netherwear	<ul style="list-style-type: none"> • No. 10 dress pattern overalls in lightweight material. 	<ul style="list-style-type: none"> • No. 10 dress pattern skirt in lightweight material.
		Article	Male	Female
		Hosiery	<ul style="list-style-type: none"> • Dark blue socks 	<ul style="list-style-type: none"> • Black tights
	Soldier			
		Netherwear	<ul style="list-style-type: none"> • No. 10 dress pattern overalls in lightweight material. 	<ul style="list-style-type: none"> • No. 10 dress pattern skirt in lightweight material.
		Hosiery	<ul style="list-style-type: none"> • Dark blue socks 	<ul style="list-style-type: none"> • Black tights
45	Accoutrements		<ul style="list-style-type: none"> • LE Officers may wear a pocket watch and chain. • All SNCOs may wear a pocket watch and chain. 	<ul style="list-style-type: none"> • LE Officers may wear a pocket watch and chain. • All SNCOs may wear a pocket watch and chain.
46	Sword <i>Including scabbard & sword knot</i>	<ul style="list-style-type: none"> • Not carried in No. 11 dress. 		
47	Footwear <i>Including spurs</i>	Officers	Male	Female
			<ul style="list-style-type: none"> • Black leather George or Wellington boots. • Silver plated swan neck spurs. 	<ul style="list-style-type: none"> • Shoes, black, Service Gibson when on parade with soldiers.
		Soldiers	<ul style="list-style-type: none"> • Highly polished George boots. 	<ul style="list-style-type: none"> • Shoes, servicewoman, black, leather, DMS
48	Gloves	<ul style="list-style-type: none"> • Not worn in No. 11 dress. 		

NO 13 DRESS

Serial (a)	Main Features (b)	Description (c)		
49	Headdress	<u>Officers.</u> <ul style="list-style-type: none"> Cap peaked forage (Hobson pattern). Khaki <p>Side Hat. Optional</p> <u>Soldiers.</u> Beret.		
50	Tunic	Article	Male	Female
	Officer	JHW	• As issued	• As issued
	Soldier	JHW	• As issued	• As issued
	Officer	Shirt	<ul style="list-style-type: none"> RLC Officers shirt (light beige). RLC silk tie to be Worn. <p>Shirt GS (olive green) is to be worn with Trousers Lightweight</p>	<ul style="list-style-type: none"> RLC Officers shirt (light beige). RLC silk tie to be Worn. <p>Shirt GS (olive green) is to be worn with Trousers Lightweight</p>
	Soldier		<ul style="list-style-type: none"> No.2 Dress shirt as issued. 	<ul style="list-style-type: none"> No.2 Dress shirt as issued. No.2 Dress tie as issued.
51	Rank Badges	<u>Officers.</u> <ul style="list-style-type: none"> Beige/Olive Green rank slides(depending on shirt) Embroidered RLC in dark blue. <u>Warrant Officer.</u> <ul style="list-style-type: none"> As issued on right forearm. <u>Non Commissioned Officers.</u>		

Serial (a)	Main Features (b)	Description (c)		
		<ul style="list-style-type: none"> As issued. Worn on the right upper arm. 		
	Specialist Qualifications	As at Ser 8. As issued in Khaki.		
52	Trousers Officer	Article	Male	Female
		Netherwear	<ul style="list-style-type: none"> No. 2 Service Dress Trousers Trousers Lightweight may be worn in lieu of No 2 Dress trousers 	<ul style="list-style-type: none"> No. 2 Service Dress Skirt Trousers Lightweight may be worn in lieu of No 2 Dress Skirt
	Soldier	Hosiery	<ul style="list-style-type: none"> Khaki socks 	Seamless hosiery: Natural Tan Brown Haze
		Netherwear	<ul style="list-style-type: none"> No. 2 Dress trousers 	<ul style="list-style-type: none"> No. 2 Dress trousers
		Article	Male	Female
		Hosiery	<ul style="list-style-type: none"> Socks GS 	Seamless hosiery: Natural Tan Brown Haze
53	Accoutrements Officer		<ul style="list-style-type: none"> RLC Pattern side fastening stable belt Not to be worn over JHW 	<ul style="list-style-type: none"> RLC Female pattern side fastening stable belt Not to be worn over JHW
	Soldier		<ul style="list-style-type: none"> RLC Pattern front fastening stable belt RLC shoulder titles worn on JHW. 	<ul style="list-style-type: none"> RLC Female pattern front fastening stable belt. RLC shoulder titles Worn on JHW
54	Sword <i>Including scabbard & sword knot</i>	<ul style="list-style-type: none"> Not carried in No. 13 dress. 		

55	Footwear <i>Including spurs</i>	Article Officers	Male • Brown leather shoes	Female Ceremonial: • Brown leather Gibson shoe.
		Soldiers	• BCH (highly polished).	• Shoes, servicewoman, black, leather, DMS.
60	Gloves	• Not worn in No. 13 dress.		

NO 14 DRESS

Serial (a)	Main Features (b)	Description (c)		
61	Headdress	<u>Officers.</u> • Cap peaked forage (Hobson pattern). • Khaki Side Hat. Optional <u>Soldiers.</u> • Beret.		
62	Tunic Officer	Shirt	• Not worn	
	Soldier		• RLC Officers shirt (light beige). • Sleeves rolled to the elbow	• RLC Officers shirt (light beige). • Sleeves rolled to the elbow
			• No.2 Dress shirt as issued. • Sleeves rolled to the elbow.	• No.2 Dress shirt as issued. • Sleeves rolled to the elbow.

63	Rank Badges	<u>Officers.</u> <ul style="list-style-type: none"> • Beige rank slides. • Embroidered RLC in dark blue. <u>Warrant Officer.</u> <ul style="list-style-type: none"> • Brown leather Wristlet. • Gilt rank insignia. <u>Non Commissioned Officers.</u> <ul style="list-style-type: none"> • As issued. • Worn on the right upper arm. 		
	Specialist Qualifications	As at Ser 8. As issued in Khaki.		
64	Trousers Officer	Article	Male	Female
		Netherwear	• No. 2 Service Dress trousers	• No. 2 Service Dress skirt
		Hosiery	• Khaki socks	Seamless hosiery: Natural Tan Brown Haze
	Soldier	Netherwear	• No. 2 Dress trousers	• No. 2 Dress trousers/skirt
		Hosiery	• Socks GS	Seamless hosiery: Natural Tan Brown Haze
65	Accoutrements Officer		• RLC Pattern side fastening stable belt	• RLC Female pattern side fastening stable belt
	Soldier		• RLC Pattern front fastening stable belt	• RLC Female pattern front fastening stable belt
66	Sword <i>Including scabbard & sword knot</i>	Not carried in No. 13 dress.		

67	Footwear <i>Including spurs</i>	Article	Male	Female
		Officers	<ul style="list-style-type: none"> Brown leather shoes 	Ceremonial: <ul style="list-style-type: none"> Brown leather Gibson shoe.
		Soldiers	<ul style="list-style-type: none"> BCH (highly polished). 	<ul style="list-style-type: none"> Shoes, servicewoman, black, leather, DMS.
68	Gloves	<ul style="list-style-type: none"> Not worn in No. 14 dress. 		

BAND OF THE ROYAL LOGISITIC CORPS

FULL DRESS

Serial (a)	Main Features (b)	Description (c)
1.	OFFICERS Headress	<p>Helmet: Universal pattern covered with blue cloth, with gilt metal fittings, as per 1934 Dress Regulations, Para 739; pointed front peak, with metal edging; a convex bar of gilt metal down centre of rear of helmet; squared back peak with narrow edging of patent leather or similar; on either side a rose boss with hook for curb-chain chinstrap (which extends from the nearside boss); ball ornament with its leaf cup screwed into metal cross-piece mounting which bears a rear hook (the alternative occasional fastening-point for free end of chin-chain); chinstrap of gilt curb-chain backed with patent leather and lined with black velvet.</p> <p>Helmet Plate: A crowned star plate generally as per 1934 Dress Regulations Para 740 (but with St. Edward's Crown), bearing crossed axes superimposed on the face, the centre bearing the devices of the Royal Logistic Corps.</p>
2.	Tunic - officers	Blue cloth, with blue velvet collar and cuffs. The collar (not less than 2 nor more than 2½ in. high) ornamented with ¾ in. gold Staff pattern lace (No. 2 in 1900 Dress Regns.) along the top and ends, and gold round cord ¼ in. thick at the bottom, with an officer pattern collar badge of

Serial (a)	Main Features (b)	Description (c)
		<p>the RLC fixed with its centre 2 in. from each end of collar; the cuffs pointed, 2½ in. deep at the point and 1¾ in. deep at the back, and edged with gold round cord ⁵/₁₆ in. thick closely traced each side with ³/₁₆ in. gold Russia braid, the whole forming an Austrian knot at the point, the entire ornamentation extending to 8½ in. over all from the bottom of the sleeve. The cuff-knot on the left sleeve to be the mirror-image of that on the right sleeve. Eight gilt metal (or similar) RLC buttons of tunic size down the front, which invariably fastens (in the male fashion) with the buttonholes on wearer's left. Two similar buttons at the waist at the back (their centres normally not significantly more than approx. 4 in. apart), each located at the intersection of the waist-seam with the upper back-seams. Two slightly diverging pleats extend downwards from the waist-seam buttons to the bottom of the skirt (where they are normally approximately 5½ in. apart). A three-pointed slash (or flap), with a button (as described above) at each point, is located on the skirt just beyond each pleat, with the points extending inwards towards the pleat. The inward edge and the top and bottom edges of each slash are trimmed with gold round cord ⁵/₁₆ in. thick. For skirts 12 in. deep, the slash will be 9½ in. high (including the cord trimming) and proportionally shorter for a shorter skirt. For longer skirts the slash will remain no higher than 9½ in. On the skirt the gap below the slash will be approx. double the gap above it. A vertical closing seam (a false vent), edged with blue cloth of a shade to match the velvet facings, is located midway between the two pleats. In addition, the tunic-fronts are also edged with similar blue cloth, the edging continuing round the very slightly rounded corners and along the entire lower edge of the skirt, all such edging showing not more than ³/₁₆ in. wide. The skirt lined with black silk or similar. A gilt belt-hook in waist-seam on each side. Universal pattern shoulder-cords of triple gold round cord, twisted, lined with blue cloth and fastened at the top with a small RLC button (with screw fastening). The cords are supplied in pairs (i.e. a</p>

Serial (a)	Main Features (b)	Description (c)
		mirror-image design). Badges of rank of standard size in silver embroidery.
3.	Overalls	Blue cloth, with twin scarlet cloth stripes (each $\frac{3}{4}$ in. wide with welted edges) set $\frac{1}{8}$ in. apart down each side-seam, and with black leather foot-straps.
4.	Boots and spurs	Wellingtons (or George boots) with plain nickel-plated box-spurs of the standard swan-neck pattern
5.	Sword and Scabbard.	RLC Officer's pattern (the hilt having a three-bar guard), with nickel-plated scabbard. Sword knot. Gold and crimson cord with matching acorn and runner
6.	Waistbelt and Sword slings	Red morocco leather waistbelt $1\frac{1}{2}$ in. wide (faced with gold lace of RASC/RAOC pattern [No. 74 in 1900 Dress Regulations] with central red silk train or stripe $\frac{1}{8}$ in. wide) with rectangular matt gilt waistbelt plate of slightly convex cross-section in both directions (<i>bombé</i>) mounted with the RLC device in white metal. Sword slings of red morocco leather 1 in. wide, faced with gold lace to accord with that on the belt, the red stripe being $\frac{1}{16}$ in. wide ; gilt billet studs and squared gilt wire buckles slightly rounded at the corners. A hook on the eye of the front sling dee for hooking-up the sword. A running carriage at the top of the rear sling permits it to be moved along the belt (to be positioned between the waist buttons at back of tunic).
7.	Shoulder belt and Pouch	Black patent leather (or plastic) pouch (of collapsible pattern) approx. $6\frac{3}{4}$ in. long and $3\frac{3}{4}$ in. deep with gilt dees etc. for the belt and gilt fastening stud. Flap bears on centre of its outward face the Royal Cypher surmounted by the Crown all in gilt metal. Shoulder-belt of red morocco leather faced (except at edges) with gold lace 2 in. wide of RASC/RAOC pattern (see Para. 8 above) with central red silk train or stripe $\frac{1}{4}$ in. wide and bearing ornate gilt metal buckle, tip and slide of Corps pattern.
8.	Gloves	White cotton (or leather).
9.	BANDMASTER Helmet	As for officer.

10.	Tunic	As for Officer (See Para 3 above) except for rank insignia. None is worn on the shoulder-cords: instead, a Bandmaster's badge (in gold embroidery on blue cloth backing) is worn on right forearm above the Austrian knot, with the WO1's badge of rank (in gold embroidery on blue cloth backing), above the Bandmaster's badge.
11.	Other items	As for officers
12.	BAND SERGEANT MAJOR (WARRANT OFFICER CLASS 2) Helmet	Universal Pattern blue cloth, with simple gilt/gilding metal/brass fittings, basically much as for Officer (see Para 1 above) in design but with rounded front and back peaks, both edged with black plastic and without the convex gilt bar down the back. Chin-chain lined with black leather (no velvet). Helmet Plate: Design as for officer, the star plate in gilt/gilding metal or similar.
13.	Tunic	Blue cloth, with blue velvet collar and cuffs. The collar not less than 1¾ in. and not more than 2 in. high edged with ½ in. gold "bias & stand" (Universal NCOs' pattern) lace along the top and ends, and trimmed with 3/16 in. gold Russia braid along the bottom, with metal collar badges of the RLC fixed with their centres 2 in. from each end of the collar; the cuffs pointed (with concave sides to the point), 3 ½ in. deep (excluding edging) at the point and 1½ in. deep at the back, and edged with gold round cord forming a trefoil at the point, the entire ornamentation extending to 6½ in. from the bottom of the sleeve. The outer end of the cord terminates in a downward curl adjoining the cuff vent which extends 4½ in. up the rear seam of the sleeve. The cuff-knot on the left sleeve is the mirror-image of that on the right sleeve. One medium size RLC button is set with its centre 2¼ inches above bottom of sleeve with a second similar button with its centre 1¼ inches above the first button. Nine gilt/brass/anodised RLC buttons of tunic size down the front, the lowest two not less than 1¾ in. clear apart from edge to edge. The front invariably fastens (in the male fashion) with the buttonholes on wearer's left.

		<p>The skirt unlined (or lined with black cotton or similar fabric). In respect of the back, the arrangement of pleats, skirt-slashes, cord trimming, buttons and blue cloth edging to the false vent is exactly as described for officers in Para. 3 above. The front edges of the tunic are edged with similar blue cloth, all of a shade to match the velvet collar (all edging to be approx. $\frac{3}{16}$ in. wide throughout). The edging stops at the lower corners of the skirt (the corners being cut perfectly square) and does not extend along lower edge. A brass belt-hook in waist-seam on each side. In lieu of shoulder-strap on each shoulder there is a closed loop of gold round cord fastened to a medium-size RLC button adjoining the collar.</p> <p>Badges of rank and appointment. On the right sleeve, placed above the ornamental trimming of the cuff, a Musician's badge (in gold embroidery on blue cloth backing) below a WO 2's rank-badge (also in gold embroidery on blue cloth backing).</p>
14.	Overalls	Blue cloth, with twin scarlet cloth stripes (each $\frac{3}{4}$ in. wide with welted edges) set $\frac{1}{8}$ in. apart down each side seam, and with black leather foot-straps.
15.	Boots and Spurs	Black patent leather George boots with plain white metal swan-neck box-spurs of standard pattern.
16.	Sword	<p>Sword, Warrant Officer, as issued, with nickel-plated scabbard. Alternatively, the RLC pattern sword with three-bar hilt is permitted if available.</p> <p>Sword knot. White buff leather or matt plastic strap and acorn.</p>
17.	Waistbelt and Sword slings	Heavy, solid, white matt plastic (to resemble whitened buff leather) fully $1\frac{1}{2}$ in. wide with gilt/gilding metal/brass snake-clasp. A large metal ring interrupts the belt at wearer's left side, retaining a sword-hook. Extending down from the ring is the short (front) sling, approx. 12 in. long. The long (rear) sling is attached around the belt (free to slide) and extends approx. 25 in. All metal furniture, including hook and adjustment-buckle, to be of brass or

		similar to match the clasp.
18.	Shoulder belt and Pouch	<i>(As appropriate, if ordered to be worn).</i> Black plastic pouch (pattern as for Household Cavalry R & F or a flatter version of the same pouch) with brass furniture. (The flap may be plain or a Corps device in metal may be adopted). Shoulder belt of heavy white matt plastic (to resemble whitened buff leather), or a substitute of similar appearance, 2¼ in. wide with plain gilt/gilding metal/brass furniture including buckle (single-prong, rectangular), tip and slide.
19.	Gloves	White cotton. (For certain specific duties white gauntlets or fingerless mitts may be worn in lieu).
20.	DRUM MAJOR Uniform, Sword and Accoutrements	Exactly as for Warrant Officer Class 2 (see paras. 14 - 16 and 18 - 22 above) but with the following different or additional features:-
21.	Badge of appointment.	In lieu of the insignia described at para.17, the tunic bears on right forearm ½ in. above the ornamental trimming on the cuff, four full width (approx. 6 in. across) chevrons (point up) of lace similar to that on the collar with drum (in gold wire embroidery etc.) above, all on blue cloth backing. The chevrons may be located just ½ in. clear above the top of the cuff ornament or alternatively, when plain chevrons are involved, inserted so that the lowest two chevrons lie behind the top of the cuff knot. No rank insignia are worn on the upper arm.
22.	Drum Major's Embroidered Shoulder belt	(also known as the DM's Sash), Staff (also known as the Mace), (and optional Cane, if adopted). All of customary patterns, the embroidered belt of material to match the Corps facings (blue velvet or blue cloth) edged with gold lace (of Staff or RASC/RAOC or similar patterns with red train or stripe), trimmed with gold fringe at end, fitted with two token drumsticks and embellished with Royal Cypher and Crown, RLC insignia and title-scrolls etc. etc. in wire embroidery. To accommodate the sash, the Drum Major wears no shoulder belt and pouch.
23.	Gauntlets	White. These may (optionally) be worn when the full-length Staff (Mace) is carried; otherwise, or with the

		shorter Cane (if adopted), ordinary short white gloves are worn
24.	STAFF SERGEANT and SERGEANT Helmet and Helmet Plate.	As for WO 2
25.	Tunic	As for WO 2 except for the gold lace/braid trimming. Collar edged all round with gold Russia braid $\frac{3}{16}$ in. wide. Cuffs of same height as in Para 16 and similarly trimmed but with gold Russia braid $\frac{3}{16}$ in. wide. The skirt-slashes (or flaps) are trimmed with gold Russia braid $\frac{3}{16}$ in. wide in lieu of gold round cord. The cord loops on the shoulders are as for WO2
26.	Badges of rank and appointment (Band only).	<p>Worn on right upper arm, all on blue cloth backing, as follows (all chevrons point down, extending approx. 6 in. from side to side):</p> <p><u>Staff Sergeant</u>: Three chevrons of $\frac{1}{2}$ in. gold Bias & Stand lace, with the Musician's badge in gold embroidery above, and the gold-embroidered Crown above that.</p> <p><u>Sergeant</u>: As for Staff Sergeant, but without the Staff Sergeant's crown.</p>
27.	Overalls, Boots & Spurs, Gloves and Accoutrements	all as prescribed for WO2
28.	JNCOs, MUSICIANS and PRIVATES Uniform and Accoutrements	In all respects as prescribed for Staff Sergeant and Sergeant above except as detailed below:
29.	Tunic	In lieu of gold lace/cord/braid trimming, the collar is edged all round with cavalry yellow worsted braid $\frac{3}{16}$ in. wide; and the cuffs and skirt slashes are trimmed with cavalry yellow worsted square cord approx. $\frac{3}{16}$ in. thick; the loops on the shoulders are made of the same cord.
30.	Badges of rank and appointment (Band only)	<u>Corporal</u> : As for Sergeant (see Para. 31 above) but with two chevrons.

		<p><u>Lance Corporal</u>: As for Corporal, but with one chevron.</p> <p><u>Musician</u>: Musician's badge in gold embroidery (without chevrons).</p>
31.	Good Conduct Badges	<i>as appropriate (if ordered to be worn)</i> . Full width (i.e. approx. 6 in. across) chevrons (point up) of ½ in. gold Bias & Stand lace on blue cloth backing, worn on left forearm, the lower edge ½ in. above the top of the cuff ornamentation.
32.	Badges of rank and appointment (Corps of Drums only).	As for Band except that the Drum badge, in gold wire and coloured embroidery on blue cloth, will be worn by drummers in place of the Musician's badge. For Drum Major above.
33.	Dress Cords	<i>(if ordered to be worn)</i> may be worn only by drummers in the Corps of Drums. They match the cords fitted to the bugles. Royal pattern cords are used for both purposes i.e. red blue and yellow including the tassels. Dress Cords are not worn by the Drum Major nor the bass drummer.
34.	Drummers' aprons	Leg aprons for side (and tenor) drums were normally of whitened buff leather (with brass buckles to the three fastening-straps) but a version in suitable synthetic material or an equivalent made of appropriately coloured cloth are permitted. For the bass drum a synthetic animal skin is generally substituted for the whitened buff apron.
35.	Drum carriages	These will generally (and invariably in the case of the Corps of drums) be made of white matt plastic to match the waist belt or of whitened buff leather or a suitable substitute of similar appearance with gilt/gilding metal/brass furniture (i.e. buckle and ring etc.)
36.	Flute/fife case	These will be of the same materials (white plastic with brass furniture etc.) as the waist belt on which it is worn.
37.	Music pouch	This may be worn, when required, in place of the black ammunition pouch on the shoulder belt, in which case it is normally made of the same materials as the latter and is approx 7 in. high x 8 ½ in. wide x 2 in. thick; the flap has a scalloped shape to the lower edge and may be fitted with a Corps device in metal. Alternatively the simpler style of pouch with loop for attachment to the waist belt may be

		used. This is made of the same materials as the belt and has a plain flap.
38.	Cloaks	To be blue RHA pattern. Double breasted for officers and WO1s with normal rank insignia in gold wire embroidery, single breasted for remainder with rank insignia in yellow worsted (braid chevrons and machine-embroidered crowns as appropriate) to be worn on the right forearm (the chevrons normal way up).
39.	Capes	Dark blue cloth of length to cover the knuckles, fastened at the neck with hooks and eyes and with three RLC buttons of medium size down the front. For officer and WO1 the cape will be lined (the lining to match that of the cloak).

ROYAL ARMY MEDICAL CORPS

Serial (a)	Main Features (b)	Description (c)
1	Cap Badge	<p>The Rod of Aesculapius in gold with a Serpent entwined in silver, surrounded by a wreath of Laurels in gold and surmounted by a crown in gold. Below is a scroll inscribed 'In Arduis Fidelis' in silver.</p> <p>Officers: Guilded.</p> <p>Other Ranks: Anodised.</p> <p><u>Beret Cap Badge</u></p> <p>Officers: Wire embroidered.</p> <p>Other Ranks: Anodised on a Dull Cherry Ovoid cap badge backing. WO1s may wear officers Cap Badges.</p>
2	Cap Badge Backing (Other Ranks Only)	A backing of Dull Cherry flannel is worn behind the beret Cap Badge. Ovoid in shape measuring 2.5 (vertical) x 1.5 (horizontal) inches. Sewn onto the beret 5/8 inch from the base.
3	Collar Badge	<p>As per Cap Badge, worn in pairs with serpents facing inwards. WO1s may wear officers Collar Badges.</p> <p>Officers: Guilded.</p> <p>Other Ranks: Anodised.</p>
4	Facing Colour (Dress)	Dull Cherry
5	Tunic Buttons	Gold Anodised, RAMC
6	TRF	Measured 6 cm x 6 cm woven in three 2 cm strips which are coloured Dull Cherry at the top, Blue in the middle and Old Gold at the bottom.
7	Lanyard	<p>Dull Cherry with a loop at each end (Shade 8876).</p> <p>Worn by Lt Col and below only. Worn on the right shoulder and tucked into the right breast pocket.</p>
8	Trade Bands	RAMC Dull Cherry worsted tubular braid bands are worn on the right sleeve by all Class 1 and 2 tradesmen below the rank of Sgt on No 2 Dress. Class 1 wear two bands and Class 2 wear one band. The first band is to be 165mm (6 ½ inches) from the bottom of the jacket sleeve with the second band 13mm (½ inch) above the first.
9	Stable Belt (Optional)	Measured width of 3 inches webbing woven in three 1 inch strips running the length of the belt. The strips

Serial (a)	Main Features (b)	Description (c)
		colours are Dull Cherry at the top, Blue in the middle and Old Gold at the bottom. Fastened by a central chrome locket bearing the RAMC badge in the centre with <i>Royal Army Medical Corps</i> around the outside.
10	Regimental Jersey (Optional)	Maroon; lightly ribbed; V neck; maroon epaulettes; RAMC 20mm (30 ligne) epaulette buttons; elbow and shoulder patches maroon; no side vents. Worn by Officers, Warrant Officers and recruiters only. Gorget patches are not worn with the jersey.
11	Side Hat / Cap, Field Service. (Optional)	Dull Cherry body with dark blue peak and dull cherry tip; dark blue flaps; two mounted gilt buttons.
12	Special Arm Badge	The Geneva Red Cross Emblem armband, worn on the left arm when ordered.

NO 1 DRESS - TEMPERATE CEREMONIAL UNIFORM

Serial (a)	Main Features (b)	Description (c)
13	Headdress	<p>Officers</p> <p>Cap, Forage, Peaked (black patent leather), Naval Doeskin (Hainsworth 112) blue cloth and 2 welts in dull cherry coloured cloth (Hainsworth 201) with 15 mm (22 ligne) gilt finished mounted buttons. Guild cap badge.</p> <p>Other Ranks</p> <p>As officers but with anodised Cap Badge.</p>
14	Tunic (All Ranks)	<p><u>Jacket</u></p> <p>Standard Patrol pattern for male and females barathea (Hainsworth 512) midnight blue material. Dull Cherry piping on epaulettes.</p> <p><u>Collar badges</u></p> <p>Males: To be positioned to the centre of the collar badge from the collar.</p> <p>Females: To be worn on the step of the collar.</p> <p>Gorget patches</p> <p>These are worn by Colonels and above in place of</p>

Serial (a)	Main Features (b)	Description (c)
		collar badges. Buttons Anodised RAMC Buttons, 5 x 25mm (40 ligne) on the jacket, 2 x 20mm (30 ligne) on the epaulettes. <u>Aiguillette No 1</u> Worn by appointment (if entitled). <u>Royal Cyphers</u> Worn where entitled.
15	Shirt / Blouse (All Ranks)	Male and female: Collarless with double cuffs, plain gold links or Regt links to be worn.
16	Rank Badges	<u>Officers</u> Non Ceremonial: Detachable cloth shoulder strap, gilt and enamelled. Ceremonial: Silver plated gilt and enamel on shoulder cords. <u>Other Ranks</u> Gold braid with Dull Cherry backing on right sleeve only
17	Trousers (All Ranks)	Barathea, dark midnight blue (Hainsworth 512) material with 4.4 cm (1 ¾ inch) wide dull cherry stripe outside of leg (Hainsworth 201). Same as No 10 Dress.
18	Skirt (All Ranks)	Barathea, dark midnight blue (Hainsworth 512) material, fully lined with front centre pleat (side zip).
19	Hosiery	<u>Officers</u> Male: Dark blue socks Females: Tights/stockings black seamless. <u>Other Ranks</u> Male: Sock blue polyester. Female: Tights/stockings, natural tan shade.
20	Accoutrements	<u>Officers</u> Ceremonial: Maroon Sash with tassels on left side. Non-Ceremonial: Belt, brown leather, Sam Browne. Handbags As issued.

Serial (a)	Main Features (b)	Description (c)
		<u>Other Ranks</u> Belt Belt white woven plastic (WO1s may wear Belt, brown leather, Sam Browne). Appointment/Qualification Badges As entitled. Handbags As issued.
21	Sword	<u>Officers</u> Ceremonial: Sword worn with silver-plated scabbard and gold sword knot. Non-Ceremonial: Standard Infantry Pattern Sword with brown leather scabbard and sword knot. Belt, brown leather Sam Browne. <u>Other Ranks</u> WO1s may wear Infantry pattern Sword with Belt, brown leather, Sam Browne.
22	Footwear	<u>Officers</u> Male: George boots unboxed (Spurs may be worn by male Colonels and above). Females: Shoes black, Court. <u>Other Ranks</u> Male: Black boots (George boots or Drill (Ammo) boots are optional). Female: Shoes service black (Shoes Court are optional).
23	Gloves	<u>Officers</u> Ceremonial: White cotton with three rows of stitching on back. Non Ceremonial: Plain brown leather, unlined with one button. <u>Other Ranks</u> Ceremonial: White through loan pool. Non Ceremonial: WO1s only: Plain brown leather, unlined with one

Serial (a)	Main Features (b)	Description (c)
		button. Female: Black leather.
24	Medals	As entitled. Court mounted at private expense.

NO 2 DRESS - SERVICE DRESS (TEMPERATE PARADE UNIFORM)

Serial (a)	Main Features (b)	Description (c)
25	Headdress	<u>Officers</u> As No 1 Dress. Or Cap, Khaki, Peaked, chin strap of polished brown leather secured by two 15 mm (22 ligne) anodised gilt finished buttons. <u>Other Ranks</u> As No 1 Dress (WO1s may wear the Cap, Khaki, Peaked).
26	Tunic	<u>Officers</u> <u>Jacket</u> Standard pattern Khaki Barathea (Hainsworth 501) material with pointed cuffs. <u>Collar badges</u> Silver and gilt metal (Two pronged) worn above the step of the collar. Gorget patches These are worn by Colonels and above in place of collar badges. Buttons Anodised RAMC Buttons, 4 x 25mm (40 ligne) on the jacket, 6 x 20mm (30 ligne) on the pockets and epaulettes. <u>Lanyard</u> As entitled. <u>Aiguillette No 1</u> Worn by appointment (if entitled). <u>Royal Cyphers</u>

Serial (a)	Main Features (b)	Description (c)
		<p>Worn where entitled.</p> <p><u>Other Ranks</u></p> <p><u>Jacket</u></p> <p>No 2 Dress material (WO1s may wear officer pattern).</p> <p><u>Collar badges</u></p> <p>Anodised (single pronged) worn above the step of the collar.</p> <p><u>Buttons</u></p> <p>Anodised RAMC Buttons, 8 x 25mm (30 ligne) on the jacket.</p> <p><u>Lanyard</u></p> <p>Worn by all ranks.</p> <p><u>Trade Bands</u></p> <p>As entitled.</p>
27	Shirt	<p><u>Officers</u></p> <p>Shirt No 2 Dress, Shade No 1 Fawn.</p> <p><u>Other Ranks</u></p> <p>Shirt No 2 Dress (WO1s may wear Officers pattern shirt).</p>
28	Tie	<p><u>Officers</u></p> <p>Woollen braid of light khaki shade.</p> <p><u>Other Ranks</u></p> <p>Tie, khaki.</p>
29	Rank Badges	<p><u>Officers</u></p> <p>Cloth shoulder strap, anodised aluminium.</p> <p><u>Other Ranks</u></p> <p>As entitled - khaki embroidered white (Worn on both arms).</p>
30	Trousers	<p><u>Officers</u></p> <p>Standard pattern Khaki Barathea (Hainsworth 501) material.</p> <p><u>Other ranks</u></p> <p>No 2 Dress material (WO1s may wear officer pattern).</p>

Serial (a)	Main Features (b)	Description (c)
31	Skirt	<u>Officers</u> Khaki Barathea material (Hainsworth 501) with front centre pleat. <u>Other Ranks</u> No 2 Dress material.
32	Hosiery	<u>Officers</u> Male: Socks, Khaki. Female: Tights/stockings natural tan shade. <u>Other Ranks</u> Male: Socks, black. Female: As officers.
33	Accoutrements	<u>Officers</u> Belt, brown leather, Sam Browne. <u>Other Ranks</u> <u>Belt</u> Belt, working green (WO1s may wear the Belt, brown leather, Sam Browne). Appointment/Qualification Badges As entitled. Handbags As issued.
34	Sword (All Ranks)	As No 1 Dress.
35	Footwear	<u>Officers</u> Male: Brown leather, Oxford pattern shoes. Females: Brown leather Court/Service Shoes. <u>Other Ranks</u> Male: Combat Assault Boot (CAB) (Drill (Ammo) boots is optional). WO1s may wear Brown leather, Oxford pattern shoes. Female: Shoes service black.
36	Gloves	<u>Officers</u> Plain brown leather, unlined with one button.

Serial (a)	Main Features (b)	Description (c)
		<u>Other Ranks</u> Male: Gloves leather Cbt 95. White cotton (WO2s only). WO1s may wear Plain brown leather, unlined with one button. Female: Black leather.
37	Medals	As entitled. Court mounted at private expense.

NO 3 DRESS (OFFICERS ONLY) - WARM WEATHER CEREMONIAL UNIFORM

Serial (a)	Main Features (b)	Description (c)
38	Headdress	As No 1 Dress.
39	Tunic	<u>Jacket</u> No 3 Dress White Terylene cotton patrol pattern. <u>Collar badges</u> Silver and gilt metal (Two pronged) worn parallel to the line of the jacket front buttons. Gorget patches Attached with a spring clip, these are worn by Colonels and above in place of collar badges. Buttons Anodised RAMC Buttons, 4 x 25mm (40 ligne) on the jacket, 6 x 20mm (30 ligne) on the pockets and epaulettes. <u>Royal Cyphers</u> Worn where entitled.
40	Trousers	Male: No 3 Dress White Terylene cotton worsted material.
41	Skirt	No 3 Dress White Terylene cotton.
42	Hosiery	Male: Socks, Dark blue. Female: Tights/stockings black seamless.
43	Accoutrements	Handbags As issued.
44	Sword	Ceremonial: Sword worn with silver-plated scabbard and gold sword knot.

45	Footwear	Male: George Boots unboxed (Spurs may be worn by male Colonels and above). Females: Shoes Black Court.
----	----------	---

NO 4 DRESS (OFFICERS ONLY) - WARM WEATHER UNIFORM (SERVICE DRESS PATTERN) - OFFICERS ONLY.

Serial (a)	Main Features (b)	Description (c)
46	Headdress	As No 2 Dress.
47	Tunic	<p><u>Jacket</u> No 4 Dress Terylene stone coloured wool (Hainsworth Panama 702). <u>Collar badges</u> Silver and gilt metal (Two pronged). Gorget patches These are worn by Colonels and above in place of collar badges. Attached by a spring clip or velcro. Buttons Anodised RAMC Buttons, 4 x 25mm (40 ligne) on the jacket, 6 x 20mm (30 ligne) on the pockets and epaulettes. <u>Lanyard</u> As entitled. <u>Royal Cyphers</u> Worn where entitled.</p>
48	Shirt	As No 2 Dress.
49	Tie	As No 2 Dress.
50	Rank Badges	Metal stars bath/crown.
51	Trousers	Male: No 4 Dress Terylene stone coloured wool (Shade No. 8083).
52	Skirt	No 6 Dress Lightweight version of No 2 Dress.
53	Hosiery	Male: Socks, Khaki. Female: Tights/stockings, natural tan shade.
54	Accoutrements	<p>Belt Brown leather Sam Browne (Only worn when a sword is carried).</p>

Serial (a)	Main Features (b)	Description (c)
		Handbags As issued. Cane Ratten, carried as appropriate.
55	Sword	Standard Infantry Pattern Sword with brown leather scabbard and sword knot.
56	Footwear	Male: Brown leather Oxford pattern shoes. Females: Parade Shoes.
57	Medals	As entitled. Medal ribbons attached with press stud fastening. Court mounted at private expense.

NO 5 DRESS - DESERT COMBAT UNIFORM

Serial (a)	Main Features (b)	Description (c)
58	Headdress (All Ranks)	Hat Desert Combat. Or Beret. Or Helmet, combat MK 6, with desert cover when ordered.
59	Jacket (All Ranks)	Standard No 5 Dress Jacket, Desert Combat.
60	Rank Badges (All Ranks)	Issued dessert combat rank slide worn on chest epaulette (Rank slides emblazoned with RAMC in Dull Cherry can be purchased by all ranks at private expense as an optional item of dress for wear whilst in barracks only).
61	Trousers (All Ranks)	Standard No 5 Dress Trousers, Desert Combat
62	Hosiery (All Ranks)	Socks, warm weather.
63	Accoutrements (All Ranks)	<u>Belt</u> Belt working green. Appointment/Qualification/Other Badges The Union Emblem is to be worn on the left upper sleeve. Formation badges are worn when available.

Serial (a)	Main Features (b)	Description (c)
		When ordered the Geneva Emblem armband is to be worn on the left arm.
64	Footwear (All Ranks)	<u>Officers</u> Boots, dessert. When not issued, CAB may be worn. <u>Other Ranks</u> As officers.

NO 6 DRESS - WARM WEATHER PARADE UNIFORM (BUSH JACKET PATTERN)

Serial (a)	Main Features (b)	Description (c)
65	Headdress (All Ranks)	As No 2 Dress (with COs authority TA officers may wear the Cap, khaki, Peaked).
66	Tunic (All Ranks)	<u>Jacket</u> Bush, No 6 Dress, Standard issue stone colour (Shade No. 8190). To be worn outside the trousers and open at the neck. Gorget patches These are worn by Colonels and above in place of collar badges. Attached by a spring clip or velcro. Buttons Anodised RAMC Buttons, 20mm (30 ligne). <u>Lanyard</u> As entitled. <u>Royal Cyphers</u> Worn where entitled.
67	Shirt	<u>Officers</u> Shirt No 2 Dress, Shade No 1 Fawn Male. At COs discretion. <u>Other Ranks</u> Shirt No 2 Dress (at COs discretion).
68	Tie	<u>Officers</u> Woollen braid of light khaki shade. At COs discretion. <u>Other Ranks</u>

Serial (a)	Main Features (b)	Description (c)
		Braided, light khaki. At COs discretion.
69	Rank Badges	<u>Officers</u> Anodised Metal. <u>Other Ranks</u> Khaki embroidered white cotton chevrons appropriate to rank worn on right arm only (Warrant Officers worn on both sleeves).
70	Trousers (All Ranks)	No 6 Dress, Standard issue stone colour (Shade No. 8190).
71	Dress (All Ranks)	Female: No 6 Dress, lightweight version of No 2 Dress.
72	Hosiery	<u>Officers</u> Male: Socks, Fawn. Female: Tights/stockings, natural tan shade. <u>Other Ranks</u> Male: Socks, Green or Fawn. Female: Tights/stockings, natural tan shade.
73	Accoutrements	<u>Officers</u> <u>Belt</u> Cloth or Brown leather, Sam Browne. Handbags As issued. Cane Ratten, carried as appropriate. <u>Other Ranks</u> <u>Belt</u> Cloth (WO1s may wear Belt, brown leather, Sam Browne. Handbags As issued. Shoulder Titles As issued.
74	Sword	<u>Officers</u> As required.

75	Footwear (All Ranks)	As No 2 Dress.
76	Medals	As entitled. Medal ribbons attached with press stud fastening. Court mounted at private expense.

NO 7 DRESS - WARM WEATHER BARRACK DRESS

Serial (a)	Main Features (b)	Description (c)
77	Headdress	<u>Officers</u> Cap, Khaki, Peaked (as No 2 Dress). <u>Other Ranks</u> Beret (WO1s may wear the Cap, Khaki, Peaked).
78	Shirt (All Ranks)	Male: No 7 Dress, Stone coloured. Worn open at the neck.
79	Rank Badges	<u>Officers</u> Embroidered on self coloured slides. <u>Other Ranks</u> Warrant Officers wear a dark tan leather wrist strap on right forearm. Other Ranks white tape chevrons are sewn on right arm
80	Trousers (All Ranks)	Male: No 7 Dress, Standard Stone coloured. Female: Slacks, No7 Dress, may be worn by other ranks.
81	Dress (All Ranks)	No 7 Dress, Cotton Stone coloured.
82	Hosiery (All Ranks)	Male: Socks, warm weather. Female: Tights/stockings, natural tan shade (where the CO decrees that sandals may be worn then stockings/tight do not have to be worn).
83	Accoutrements (All Ranks)	<u>Belt</u> Belt, Green working or Stable belt. <u>Handbags</u> As issued.

84	Footwear	<p><u>Officers</u> Male: Brown leather Oxford pattern shoes. Females: Issued Service Shoes.</p> <p><u>Other Ranks</u> Male: CAB (Chukka boots may be worn with the COs permission). Female: Plain black/brown shoes or issued tropical sandals.</p>
85	Gloves	<p><u>Officers</u> Plain brown leather unlined with one button.</p> <p><u>Other Ranks</u> Male: Gloves, leather CS 95 (WO2 may wear Gloves, White cotton). WO1s only may wear Plain brown leather unlined with one button. Female: Black leather.</p>

NO 8 DRESS - COMBAT SOLDIER 1995 UNIFORM (CS 95)

Serial (a)	Main Features (b)	Description (c)
86	Headdress (All Ranks)	Beret. Or Helmet, combat MK 6, with DPM cover when ordered.
87	Jacket (All Ranks)	Jacket DPM Combat Lightweight, Combat Soldier 1995 (CS 95). Worn tucked in or out of the trousers.
88	Vest (All Ranks)	Vest, olive green.
89	Shirt (All Ranks)	Shirt Mans, Field (Norwegian for winter order).
90	Fleece (All Ranks)	Liner, DPM, Thermal (as required).
91	Smock (All Ranks)	Jacket Field DPM Windproof, CS 95. Worn as required.
92	Rank Badges (All Ranks)	As entitled - DPM rank slides on chest epaulette (Rank slides emblazoned with RAMC in Dull Cherry can be

Serial (a)	Main Features (b)	Description (c)
		purchased by all ranks at private expense as an optional item of dress for wear whilst in barracks only).
93	Trousers (All Ranks)	Trousers DPM, Combat Lightweight, CS 95.
94	Accoutrements (All Ranks)	<u>Belt</u> Belt, working green or Stable belt. <u>Appointment/Qualification/Other Badges</u> The Union Emblem is to be worn on the left upper sleeve. Formation badges are also worn when available. When ordered the Geneva Emblem armband is to be worn on the left arm.
95	Footwear (All Ranks)	CAB
96	Gloves (All Ranks)	Gloves, contact and leather black, combat.
97	Waterproofs (All Ranks)	Liner and over trousers DPM, MVP.

NO 9 DRESS - TROPICAL COMBAT UNIFORM (OBSOLESCENT ON WASTE-OUT)

NO 10 DRESS - TEMPERATE MESS DRESS

(Optional Dress for WOs/SNCOs)

Serial (a)	Main Features (b)	Description (c)
98	Headdress (All Ranks)	Male: As No 1 Dress or Side Cap.
99	Jacket	<u>Officers</u> <u>Jacket</u> Male: Jacket, dark blue Naval Doeskin (Hainsworth 112) 1939 pattern. Female: Jacket, dark blue Naval Doeskin (Hainsworth 112) with facings. Both: Lined in medical maroon, satin quilted. Gauntlet cuffs are to be Dull Cherry (Hainsworth 201) 4 inches at the front peaking at 6 inches at the back. The

Serial (a)	Main Features (b)	Description (c)
		<p>epaulettes are Dull Cherry Doeskin (Hainsworth 201), parallel 2 inch wide tapering to 1 ½ inches at rounded point and fastened by 15mm (22 ligne) mounted anodised Corps buttons. The buttonhole is to be ¾ inch.</p> <p>Collar badges</p> <p>Silver and gilt metal (Two pronged) worn by Lt Col and below only.</p> <p>Buttons</p> <p>Anodised RAMC Buttons, 4 x 20mm (40 ligne) on the jacket with 4 sham buttonholes down the front. Worn by Lt Col and below only.</p> <p><u>Aiguillette No 1</u></p> <p>Worn by appointment (if entitled).</p> <p><u>Royal Cyphers</u></p> <p>Worn where entitled.</p> <p><u>Other Ranks</u></p> <p><u>Jacket</u></p> <p>Jacket, Barathea, dark blue (Hainsworth 112) 1939 pattern with Dull Cheery facings (Hainsworth 307) and lined in medical maroon, satin quilted. Females only. Gauntlet cuffs are to be Dull Cherry (Hainsworth 307) 4 inches at the front peaking at 6 inches at the back. WO1s only may wear officers pattern jacket.</p> <p>Collar badges (As No 2 Dress)</p> <p>Male: Located at the midway point of the roll collar.</p> <p>Female: Located centrally on the dull cherry lapel (medical maroon melton (Hainsworth 307) mounted ½ inch from the top of the badge to the top edge of the lapel.</p>
100	Shirt (All Ranks)	Male: Shirt, white marcella pattern. The shirt is to be soft white with semi-stiff turn down collar with double matching cuffs. Buttons are to be plain white.
101	Tie	<p><u>Officers</u></p> <p>Male: Black barathea (tie your own) bow tie, worn over the collar wings.</p>

Serial (a)	Main Features (b)	Description (c)
		<u>Other Ranks</u> Male: Small (ready tied) black, bow tie.
102	Rank Badges	<u>Officers</u> 5/8 inch gilt and enamel badges according to rank inserted into plain dull cherry epaulette. For Colonels and above are silver wire embroidered. of size 5/8 however, females may wear size 3/8 if necessary. <u>Other Ranks</u> Male: Reduced size (2/3 normal) Gold Braid with Dull Cherry backing. Female: Reduced size (2/3 normal) gold woven on navy (on the dress a woven badge is worn).
103	Vest	<u>Officers</u> Male: Vest, Dull Cherry (Hainsworth 201) 1939 pattern, no collar, lined in medical maroon satin cream. Fastened with 4 x 15 mm (22 Ligne) mounted RAMC buttons, ¾ inch buttonhole. <u>Other ranks</u> Male: Vest, Dull Cherry (medical maroon melton Hainsworth 307) 1939 pattern, no collar, lined in medical maroon and cream lining. Fastened with 4 x 15 mm (22 ligne) anodised (½ inch) RAMC buttons, ¾ inch buttonhole.
104	Trousers	<u>Officers</u> Male: No 10 Dress, Barathea, midnight blue material with a 4.4 cm (1 ¾ inch) wide dull cherry stripe (Hainsworth 201) on the outside of the leg. <u>Other Ranks</u> Male: No 10 Dress, Barathea, midnight blue material (Hainsworth 512) with a 4.4 cm (1 ¾ inch) wide dull cherry stripe (Hainsworth 307) on the outside of the leg.
105	Cummerbund (All Ranks)	Female: 4 pleated navy satin backed crêpe. Fastened with four 12 mm (18 ligne) navy covered buttons and loops.

Serial (a)	Main Features (b)	Description (c)
106	Dress (All Ranks)	Female: Navy satin backed crêpe. A round neck with 3 cm satin band. Sleeves are to be long with two 3 cm wide satin bands, separated by 3 cm at the cuff. The Rank gold embroidery 3/8th is worn on the epaulettes of the dress. The epaulettes are sewn.
107	Hosiery (All Ranks)	Male: Socks, Dark blue. Female: Black tights.
108	Accoutrements (All Ranks)	<u>Braces</u> For male trousers. <u>Appointment/Qualification Badges</u> As entitled, Gold braid with Navy backing. <u>Handbags</u> Black or dark blue evening bag, plain design.
109	Footwear	<u>Officers</u> Male: George boots, unboxed (boxed for spurs for Colonels and above). Females: Black or dark blue evening shoes. <u>Other Ranks</u> Male: Shoes leather black or George boots, unboxed. Females: Black or dark blue evening shoes.
110	Medals (All Ranks)	As entitled, miniature medals to be worn which may be court mounted. Females to wear on jacket (directly below the collar badges) not on the dress.
111	Jewellery (Optional) (All Ranks)	Male: Watch, dress, placed in left waistcoat pocket and secured to top waistcoat button Female: Pearl stud earrings. Single or double short pearl necklace and a watch



Male Officer No 10 Dress



Female Officer No 10 Dress



SNCO No 10 Dress

NO 11 DRESS - WARM WEATHER MESS DRESS

(Optional Dress for WOs/SNCOs)

Serial (a)	Main Features (b)	Description (c)
112	Headdress (All Ranks)	As No 10 Dress.
113	Jacket	<u>Officers</u> <u>Jacket</u> Male: White satin drill jacket 1939 pattern with roll collar and pointed gauntlet cuff 6 x 4 inches behind. Epaulettes each fastened by one 20 mm (30 ligne) anodised Corps button. No front buttons or piping. Collar badges Silver and gilt metal (Two pronged) worn by Lt Col and below only. Buttons

Serial (a)	Main Features (b)	Description (c)
		<p>Anodised RAMC Buttons, 4 x 20mm (40 ligne) on the jacket with 4 sham buttonholes down the front. Worn by Lt Col and below only.</p> <p><u>Aiguillette No 1</u> Worn by appointment (if entitled).</p> <p><u>Royal Cyphers</u> Worn where entitled.</p> <p><u>Other Ranks</u> <u>Jacket</u> As officers. Collar badges (As No 2 Dress) WO1s may wear officers' pattern.</p>
114	Shirt (All Ranks)	Male: Shirt, white marcella pattern. The shirt is to be soft white with semi-stiff turn down collar with double matching cuffs. Buttons are to be plain white.
115	Tie (All Ranks)	As No 10 Dress.
116	Rank Badges	<p><u>Officers</u> As No 10 Dress.</p> <p><u>Other Ranks</u> Male: Reduced size (2/3 normal) Gold Braid with Dull Cherry backing. Female: Reduced size (2/3 normal) gold woven on navy, worn on left breast above medals.</p>
117	Trousers (All Ranks)	As No 10 Dress.
118	Cummerbund (All Ranks)	<p>Male: Dull Cherry, no pleats, 4 inches wide, fastened with a buckle at the back.</p> <p>Female: As No 10 Dress.</p>
119	Dress (All Ranks)	Female: Navy satin backed crêpe. A round neck with 3 cm satin band. Sleeves are to be long with two 3 cm wide satin bands, separated by 3 cm at the cuff.
120	Hosiery (All Ranks)	As No 10 Dress.
121	Accoutrements (All Ranks)	As No 10 Dress

122	Footwear (All Ranks)	As No 10 Dress.
123	Medals (All Ranks)	As entitled, miniature medals to be worn which may be court mounted.
124	Jewellery (Optional) (All Ranks)	Female: Pearl stud earrings. Single or double short pearl necklace and a watch

NO 12 DRESS - PROTECTIVE CLOTHING

Serial (a)	Main Features (b)	Description (c)
125	Headdress (All Ranks)	Beret.
126	Overalls (All Ranks)	As issued.
127	Rank Badges	<u>Officers</u> As entitled. Rank badges, worsted worn on the epaulette. <u>Other Ranks</u> As entitled. Rank badges, worsted worn on the right sleeve.
128	Footwear (All Ranks)	CAB

NO 13/14 DRESS

No 13 - Temperate Barrack Dress.

No 14 - Shirt Sleeve Order.

Serial (a)	Main Features (b)	Description (c)
129	Headdress	<u>Officers</u> As No 1 Dress. Or Cap, Khaki, Peaked, chin strap of polished brown leather secured by two 15 mm (22 ligne) anodised gilt finished buttons.

Serial (a)	Main Features (b)	Description (c)
		<p>Or Beret</p> <p><u>Other Ranks</u> As No 1 Dress.</p> <p>Or Beret (WO1s may wear the Cap, Khaki, Peaked).</p>
130	Shirt	<p><u>Officers</u> Shirt No 2 Dress, Shade No 1 Fawn, open at the neck.</p> <p><u>Other Ranks</u> Shirt No 2 Dress, open at the neck (WO1s may wear Officers pattern shirt).</p>
131	Tie (All Ranks)	Only worn with Jersey Wool Maroon.
132	Jersey HW	<p><u>Officers</u> Jersey, green, Heavy Wool (Jersey Wool Maroon may be worn when wearing Service Dress Trousers / Skirt).</p> <p><u>Other Ranks</u> Jersey, green, Heavy Wool (WOs may wear the Jersey Wool Maroon when wearing Service Dress Trousers / Skirt).</p>
133	Rank Badges	<p><u>Officers</u> Silver plated gilt and enamel on shoulder cords / cloth rank slides</p> <p><u>Other Ranks</u> Khaki embroidered cotton, to be worn on the right arm.</p>
134	Trousers	<p><u>Officers</u> Lightweigh / No 2 (Service) Dress.</p> <p><u>Other ranks</u> Lightweight (WOs may wear No 2 Dress trousers).</p>
135	Skirt	<p><u>Officers</u> Female: Barrack Dress / No 2 (Service) Dress.</p>

Serial (a)	Main Features (b)	Description (c)
		<u>Other Ranks</u> Female: Barrack Dress (WOs may wear No 2 Dress skirt).
136	Hosiery	<u>Officers</u> Male: Socks, Fawn. Female: Tights/stockings natural tan (Skirt only). <u>Other Ranks</u> Male: Socks, black (WO1s may wear officers socks when wearing shoes brown. Female: As officers.
137	Accoutrements	<u>Officers</u> <u>Belt</u> Stable Belt (not to be worn on top of Jersey). Appointment/Qualification Badges As entitled. Handbags As issued. Cane Ratten cane may be carried. Gorget patches 2 inch with spring and worn by Colonels and above. <u>Royal Cyphers</u> Worn where entitled, 1 ¼ inch gilt metal. <u>Other Ranks</u> <u>Belt</u> Belt, green working or Stable belt (not to be worn on top of Jersey). Appointment/Qualification Badges As entitled. Handbags As issued. Shoulder Titles As issued.
138	Footwear	<u>Officers</u> Male: Brown leather Oxford pattern shoes. Females: Brown leather Court/Service Shoes.

Serial (a)	Main Features (b)	Description (c)
		<u>Other Ranks</u> Male: CAB (Drill (Ammo) boots are optional). WO1s may wear Brown leather Oxford pattern shoes. Female: Shoes service black (with skirt).
139	Gloves	<u>Officers</u> Plain brown leather, unlined with one button (only when wearing Combat Jacket/Smock). <u>Other Ranks</u> As issued (only when wearing Combat Jacket/Smock).
140	Jewellery (Optional) (All Ranks)	Female: One set of gold stud or sleeper earrings.

Greater detail including dress specifics and peculiarities can be obtained from Dress Regulations for the RAMC 2005 dated 4 Oct 04.

AUTHORISED DRESS FOR THE ROYAL ELECTRICAL AND MECHANICAL ENGINEERS

Ser	Order of Dress/Item	Description	Remarks
1.	Cap Badge	Upon a flash of lightening, a horse forcene with a coronet of 4 fleur-de-lys around its neck, a chain attached to the back of the coronet and falling down its near side to a globe on which the horse is standing on its near hind leg. Above the horse, a scroll inscribed 'R.E.M.E', surmounted by a crown. The horse, coronet, chain and globe are in silver plate, with the remainder in gilt.	
2.	No. 1 Dress Forage Cap	Officers: cap forage peaked. The colour of the cap is dark blue cloth with scarlet band and welts (for field officers, peaks of black plastic will be embroidered with plain gold thread). Buttons are Anodised Aluminium (AA) gold finish. Cap badge as at serial 1, fitted centrally and vertically, so that the outer top corners of the scroll are on the headband seam. ORs: Issued No 1 Dress Cap. Cap badge is issued metal REME cap badge.	Beret if serving with a unit forming part of air assault, or commando formations or with Army Aviation Units.

Ser	Order of Dress/Item	Description	Remarks
3.	Uniform	<p>Male officers: jacket: dark blue barathea material, patrol pattern. Netherwear: overalls, dark blue barathea. Striping in scarlet, 1 ¾" wide.</p> <p>Female officers: jacket; dark blue barathea material. Skirt: dark blue barathea material.</p> <p>OR: Issued No 1 Dress patrol jacket and trousers or skirt. Dark blue barathea (Specification number: 5/78409). Trousers have striping in scarlet, 1 ¾" wide.</p>	<p>Ceremonial dress is cords with ceremonial rank badges, crimson sash belt, white gloves, insignia of orders, decorations, medals and ribbons, sword and aiguillettes. Non-Ceremonial dress is blue shoulder boards, Sam Browne belt, no medals or decorations.</p>
4.	Buttons	Upon a flash of lightening a horse forcene with a coronet of 4 fleur-de-lys round its neck a chain attached to the back of the coronet and falling down its near side, standing on its near hind leg, the whole surmounted by a crown. Half-domed and struck. AA gold.	Crested buttons for all forms of official dress are service-supplied.
5.	Shirt	<p>Male: a soft white shirt, without collar, and with a double cuff is to be worn. A shirt with a stiff separate collarband, which fits inside the jacket neckband, may also be worn.</p> <p>Female: shirt, women's white with collar (long sleeve). Tie: dark blue.</p>	
6.	Collar Badges	Design as for cap badge with the exception that the scroll bearing the letters 'R.E.M.E' is omitted. Worn in pairs upright with the horses facing inwards. The centre of each badge is to be 2" from the centre of the collar opening.	

Ser	Order of Dress/Item	Description	Remarks
7.	Rank Badges	Officers: anodised gilt and enamel. OR: Gold badges & chevrons on red backing.	
8.	Belt	Officers: issued Sam Browne belt polished with dark tan shoe polish. ORs: white courlene plastic belt with Union Locket and a REME anodised metal other ranks capbadge fastened to the centre of the plate.	
9.	Sword	Officers: infantry pattern, brown leather scabbard and sword knot. Officers of field rank and above are to leave the sword knot hanging loose. Officers below field rank are to wear the sword knot wrapped tightly 3 times around the pommel with the end of the knot tucked under.	Ceremonial wear is with metal scabbard.
10.	Gloves	Officers: brown leather gloves. ORs: issued white gloves.	Ceremonial wear is white gloves for officers.
11.	Footwear	Male officers: George Boots (boxed for adjutants and field officers, who wear spurs). Boxed Mess Wellingtons can be worn as an alternative. Female officers: shoes black service (Gibson). Black court shoes when not on parade with troops. Male OR: black ammunition boots. Female OR: shoes black service (Gibson).	

Ser	Order of Dress/Item	Description	Remarks
12.	Socks	<p>Male officers: black or dark blue socks.</p> <p>Female officers: black seamless 15 denier tights/stockings.</p> <p>Male OR: black (issue) socks.</p> <p>Female OR: black seamless 15 denier tights/stockings.</p>	
13.	<p>Service Dress (No. 2)</p> <p>Forage Cap</p>	<p>As Serial 2 above.</p> <p>WO1s may wear khaki SD hat.</p>	<p>Officers can wear a cap, SD Khaki peaked, if not on parade with, or accompanied by, soldiers wearing forage caps. A Side Hat may be worn on informal occasions.</p>

Ser	Order of Dress/Item	Description	Remarks
14.	Service Dress Tunic and Trousers	<p>Male officer's jacket: standard pattern. Drab khaki barathea. Trousers: khaki drab barathea, matching the jacket.</p> <p>Female officers: jacket and skirt. Specification number UK/SC/5230A (covering both the jacket and skirt). The description is as given for No 1 dress with the exception that the main material is khaki barathea. The 3 front buttons are to be regimental pattern 40 ligne.</p> <p>OR: issued No 2 dress. WO1s may wear officer pattern Service Dress at their own expense.</p>	<p>No embellishments to be worn except:</p> <ol style="list-style-type: none"> 1. Badges of rank. 2. Medals or medal ribbons. 3. Collar badges. 4. Qualification badges. 5. Aiguillettes. <p>Officers serving with other Arms and Services at Regimental Duty may adopt one item of regimental dress, e.g. Trews or Kilt (with black brogues), Lanyard, or regimental head-dress with REME capbadge.</p>
15.	Collar Badges	Design as for cap badge with the exception that the scroll bearing the letters 'R.E.M.E' is omitted. Worn in pairs upright with the horses facing inwards.	

Ser	Order of Dress/Item	Description	Remarks
16.	Tunic Buttons	Officers: 4 large (40 ligne) and 6 medium (30 ligne). OR: 8 medium (30 ligne).	
17.	Lanyard	No lanyards worn.	
18.	Medals	Court mounted.	
19.	Sword	Infantry pattern, brown leather scabbard and sword knot.	The sword knot to be wrapped tightly 3 times around the pommel with the end of the knot tucked under.
20.	Belt	As 8 above.	
21.	Gloves	Officers and WO1s: brown leather gloves (only worn with Sam Brown). ORs: white gloves on parade.	
22.	Rank Badges	Officers: anodised gilt and enamel. OR: Khaki worsted.	
23.	Tie	Officers: Corps pattern two-tone light khaki silk knitted tie. ORs: Issued khaki tie. WO1s may wear officer pattern tie at their own expense.	
24.	Shirt	Male officers: Issued fawn shirt or, the approved 'Uniformal' style REME shirt. Female officers: shirt, women's cream (long sleeve). ORs: issued fawn shirt. WO1s may purchase and wear officer pattern shirts.	

Ser	Order of Dress/Item	Description	Remarks
25.	Footwear	<p>Male officers: brown leather shoes with plain sewn toecaps polished with dark tan shoe polish.</p> <p>Female officers: shoes brown service (Gibson). Brown court shoes when not on parade with troops.</p> <p>Male OR: boots combat high (or black shoes if issued). WO1s may wear officer pattern brown shoes if appropriate, provided at the individual's expense.</p> <p>Female OR: shoes black service (Gibson).</p>	
26.	Socks	<p>Male officers: light tan socks.</p> <p>Female officers: natural tan seamless 15 denier tights/stockings.</p> <p>Male OR: black (issue) socks.</p> <p>Female OR: natural tan seamless 15 denier tights/stockings.</p>	
27.	Combat/ Training Dress (No. 8) Beret	<p>Dark blue. The small bow at the back is to have its ends sewn in.</p> <p>In accordance with Army Dress Regulations, the following coloured berets are to be worn: light blue for those serving with Army Air Corps units, green for those serving with Commando Forces, maroon for those serving with Parachute units.</p>	<p>Officers are to wear berets in number 8 dress and when participating in field trg, unless such training requires helmets or combat</p>

Ser	Order of Dress/Item	Description	Remarks
			hats to be worn.
28.	Badge	<p>Officers: design as for cap badge: embroidered gold wire crown, scroll and flash. Silver wire horse and globe with detail picked out in black. Detail of crown: silver wire pearls and ermine base, crimson cushion, jewels (ruby, emerald, sapphire, emerald, ruby). Badge to be positioned ½" above the headband.</p> <p>OR: silver and gilt metal badge. Badge to be positioned ½" above the headband. WO1s may wear officer pattern at their own expense.</p>	
29.	Badge Backing	Officers: backing cut to the shape of the badge in dark blue felt, to change to green with RM beret, maroon with PARA beret and black rectangular with AAC beret.	
30.	Uniform	As issued.	
31.	Stable Belt	<p>The webbing of the REME stable belt is to be 2 ½" wide for males, with 2 pairs of adjacent gold and scarlet stripes, each 3/16" wide on a dark blue background. The gold stripe in each pair is to be uppermost. The distance between pairs of stripes is to be ½". The distance between the edges of the belt and the outside of each pair of stripes is to be 5/8". The stable belt has a regimental Mazak fastening described below. The female stable belt is scaled down to 80% of these measurements.</p>	The REME stable belt can be worn with No 8 dress, at the discretion of the local commander, but not during field training or on operations.
32.	Buckle for Stable Belt	The REME stable belt is to be fastened by an interlocking buckle of polished nickel silver alloy. The buckle is to consist of 2 hollow-struck castings. The left-hand piece is to comprise a 2 3/8" diameter disc with an outside lip 3/16" thick and with an inner circle 1 3/8" diameter to accommodate the latch. The front of the disc is to be recessed about 1/32" leaving 2 concentric rims about 3/8" apart slightly chamfered on their adjacent faces. The upper portion of the circular space between the concentric rims is to carry the Corps motto	

Ser	Order of Dress/Item	Description	Remarks
		(Arte et Marte). The right hand piece is to comprise a latch with the REME badge, less the REME scroll, embossed on the convex face of the 1 3/8" diameter disc, which is to be a snug fit in the centre of the left hand piece. Integral with each separate piece, there is to be a stirrup attachment to accommodate the webbing. The terms left hand and right hand refer to the hands of the wearer and not the viewer. A metal adjusting slide is to be incorporated in the right hand side of the belt. The slide is to be nickel plated brass or the normal 3-bar round strip construction.	
33.	Formation Badges, Badges of Appointment, Employment, Qualification, Skill-at-Arms and TRFs.	<p>The regulations governing the wearing of formation, appointment, employment, qualification and skill-at-arms badges as well as Tactical Recognition Flashes (TRFs) are in JSP336. Pamphlet 15, section 3.</p> <p>Any NCO who is entitled to wear an employment badge and a badge of qualification is to wear the latter above the employment badge. There is to be a 1/2" space between these badges.</p> <p>REME TRFs: blue, gold and scarlet in vertical bars, each 17mm by 17mm, with an olive green edging. To be worn on the upper right arm, below any Para/SAS qualification badge and with the centre of the badge 12cm below the shoulder seam of the No 8 dress lightweight jacket and windproof jacket.</p>	
34.	Rank/Regt Slides.	<p>Officers: DPM rank slides with 'REME' beneath the badges of rank.</p> <p>OR: Issued DPM rank slides or purchased slides with embroidered 'REME' .</p>	
35.	Mess Dress (No. 10)	Male officers: No 1 Dress Forage Cap when travelling outside the Mess.	The REME Side Hat may be worn.

Ser	Order of Dress/Item	Description	Remarks
	Hat	Female officers: no hat worn. OR: issued No 1 Dress hat if required by local unit custom.	
36.	Uniform	<p>Male officers: Jacket: dark blue superfine doeskin cloth with roll collar. The width of the lapels at the widest part is to be 3" but may be varied by ¼" to suit the officer's build and are to be rolled to within 5" of the points of the jacket. The bottom of the lapel is to be in line with the second vest button from the top. The points of the jacket are to follow the usual line of the cut of the waist, and are not to be accentuated by being cut on a radius to bring the points too low. They are to be a ¼" to ¾" lower than the points of the vest. Cuffs of dark blue superfine doeskin cloth are pointed with the points being 6" deep and 2 ½" behind with a 1" slit at the seam. Shoulder straps of self material are to be 1 ½" at the base and sewn in at the sleeve head and are to taper to rounded points measuring 1". They are secured with REME regimental crested anodised 30 ligne buttons. No button at front and no braid or piping. Scarlet lining. Netherwear: as per No 1 dress.</p> <p>Female officers: jacket: indigo 112 naval doeskin or 51 superfine, lined with scarlet polyester satin. Fronts to hang parallel with no cutaway. Three 22 ligne flat mounted Corps buttons each side to be spaced between 1" - 2" from jacket edge dependant on wearer's size. Collar: half stand collar, 1 ½" to 1 ¾" high, faced with 101 scarlet doeskin or 50 superfine. Lapel faced with 101 scarlet doeskin or 50 superfine, with collar badges mounted 2 ¼" from the top of the lapel. Rifle cuffs in 112 Naval Doeskin or 51 superfine, 2 ¾" wide, peaking at 6", no stitching to show. Epaulettes: 112 naval doeskin or 51 superfine suitably stiffened, parallel 1 ½" wide with round ends. Fastened by 22 ligne domed anodised Corps buttons with buttonholes.</p>	No 10 dress may be worn by Warrant Officers and Sergeants as an optional item of dress which is provided at the individual's expense.

Ser	Order of Dress/Item	Description	Remarks
		<p>Male OR: jacket: design as per male officer, material is indigo superfine (2376). Mess vest (Waistcoat) design as per male officer, material is scarlet superfine (1292/6344).</p> <p>Netherwear: patrols: as per No 1 dress.</p> <p>Female OR: jacket as per female officer, but with no epaulettes.</p>	
37.	Dress	<p>Females: Taffeta dress: Windsor blue shot with black acetate polyester mix taffeta S&TD/4/94. Neckline: boat shaped, plain. Sleeve: long two part sleeve with no inserted pleat, with two pleats approximately 3 cm dependant on shoulder size. 7 buttons, 18 ligne, scarlet moiré taffeta covered spaced 15 mm apart, starting 10 mm from bottom of sleeve. Button loops: Windsor blue. Epaulettes: officers only, scarlet moiré taffeta with badges of rank. Cummerbund: scarlet moiré taffeta. 5 equidistant downward facing pleats, 5 buttons on right end, 18 ligne covered in Windsor blue, with 5 scarlet moiré loops on the left end in register with the buttons. Hem length: between 1 ¾" and 1 ½" from floor.</p>	
38.	Collar Badges	<p>Design as for cap badge with the exception that the scroll bearing the letters 'R.E.M.E' is omitted.</p> <p>Worn in pairs upright with the horses facing inwards.</p> <p>Male officers: gold embroidered collar badges, are to be worn facing inwards on the lapels. They are to be worn halfway between the points of the jacket and the centre of the collar at the back, and are to appear vertical when the jacket is worn.</p> <p>Female Officers: collar badges are the same as for male officers, but they have a red backing. They are mounted centrally on each lapel, 2 ¼" from the top.</p>	WO1s may wear officers' embroidered collar badges at their own expense.

Ser	Order of Dress/Item	Description	Remarks
		<p>Male OR: silver and gilt metal collar badges.</p> <p>Female OR: Collar badges are the same as for male ORs, but mounted as for female officers.</p>	
39.	Shirt	<p>Male officers: A white Marcella soft-fronted shirt with an attached or detachable turned down collar. The shirt is to have 3/8" diameter pearl buttons at 3 ¼" intervals and a double cuff. The collar is to be a cut-away shape with points approximately 2 3/8" in length.</p> <p>OR: soft fronted white shirt of plain design with soft, turn-down collar (Marcella shirt is normally worn)..</p>	Plain gold or gilt cuff-links are to be worn.
40.	Tie	Males: a plain black barathea-like silk bow tie.	
41.	Vest	Males: scarlet superfine cloth, open in front and without collar. Fastened with four 22-ligne flat gilt buttons with mounted silver REME crests.	
42.	Rank Badges	<p>Male officers: 5/8" long in gold embroidery on shoulder strap.</p> <p>Female officers: Jacket: 5/8" long in gold embroidery on shoulder strap. Dress: 3/8" gold embroidered.</p> <p>Male OR: gold on scarlet. On right sleeve, point of chevrons 10 ½" from shoulder, Warrant Officer rank badge to be 6 ½" from sleeve bottom.</p> <p>Female OR: jacket: gold embroidered on right sleeve, point of chevrons 10 ½" from</p>	

Ser	Order of Dress/Item	Description	Remarks
		shoulder, Warrant Officers 6 ½" from sleeve bottom. Dress: embroidered miniature on left breast (optional).	
43.	Appointment or skill-at-arms badges	OR: gold on dark blue.	
44.	Medals	<p>Miniature, court-mounted.</p> <p>Male: there is to be a ½" gap between the top of the left collar badge and the bottom of the medals.</p> <p>Female: there is to be a ½" gap between the top of the medals and the bottom of the left collar badge.</p>	The cost of court mounting is to be borne by the officer/soldier.
45.	Footwear	<p>Male officers: Mess Wellingtons or George boots, boxed for spurs, which are worn by field officers and adjutants (spurs are to be removed for dancing).</p> <p>Female officers: black court shoes, with black seamless 15 denier tights/stockings.</p> <p>Male OR: George boots or black shoes with dark blue socks.</p> <p>Female OR: black court shoes with black seamless 15 denier tights/stockings.</p>	

Ser	Order of Dress/Item	Description	Remarks
46.	Barrack Dress (No. 13) Cap Field Service (Side Hat)	Scarlet body piped yellow. Dark blue tip and peak. Dark blue flaps piped gold. Embroidered badge and 2 regimental buttons. Cap badge backing to be in red.	Either No 2 (Service Dress) hat, side hat or berets may be worn in accordance with local customs at the discretion of units commanders, providing there is uniformity within units.
47.	SD Cap	Male officers: khaki barathea, dark brown leather chinstrap. Small (20 ligne) Regimental buttons, mounted, Regimental cap badge. Cap badge as at serial 1, fitted centrally and vertically, so that the outer top corners of the scroll are on the headband seam. Female officers: construction as for No 1 dress forage cap. Material as for male officer. ORs: as issued.	
48.	Stable Belt	As at serial 33.	
49.	Lanyard	No lanyards worn.	
50.	Pullover	Jersey Heavy Wool (JHW).	REME stable belts should not be worn outside the jersey heavy wool, except

Ser	Order of Dress/Item	Description	Remarks
			when REME personnel attached to other Arms or Services are required to comply with local orders on the wearing of belts.
51.	Shoulder Titles	‘REME’ in fawn embroidery on the rank slides.	
52.	Rank Badges	Officers: fawn embroidered on green slide. OR: Khaki worsted.	Officers slide colour to match JHW or shirt sleeve order.
53.	Shirt	Officers: Issued fawn shirt or, the approved 'Uniformal' style REME shirt. OR: issued khaki shirt.	
54.	Tie	Officers: ties are not normally worn. OR: no ties worn.	Officers may wear the REME two-tone khaki silk tie at CO's discretion.
55.	Shoes	Male officers: brown leather shoes with plain sewn toecaps, polished with dark tan shoe polish. Female officers: brown leather shoes (Gibson), or court shoes (when not on parade with soldiers). Male OR: issued boots combat high or black shoes (if issued). WO1s may wear officer	

Ser	Order of Dress/Item	Description	Remarks
		<p>pattern brown shoes if appropriate, provided at the individual's expense.</p> <p>Female OR: black leather shoes (Gibson).</p>	
56.	Socks/tights	<p>Male officers: dark khaki socks.</p> <p>Female officers: natural tan seamless 15 denier tights/stockings.</p> <p>Male OR: issued black socks.</p> <p>Female OR: natural tan seamless 15 denier tights/stockings.</p>	
57.	Officers' Cane	Officers are not required to carry canes.	

BAND OF THE CORPS OF ROYAL ELECTRICAL AND MECHANICAL ENGINEERS

DIRECTOR OF MUSIC AND BANDMASTER (WO1)

1. **Helmet.** Universal pattern blue cloth, with gilt metal fittings, pointed front peak, with metal edging; back peak edged with patent leather; on either side a rose boss with attachment for curb-chain chinstrap; spike in metal cross-piece mounting; the chin chain on patent leather backing lined with black velvet. A convex bar of gilt metal, $\frac{1}{4}$ in wide down the centre of the back and to the bottom of the back peak.
2. **Helmet Plate.** An 8 pointed star surmounted by a crown; on the star a laurel wreath; within the laurel wreath a garter inscribed "HONI SOIT QUI MAL Y PENSE". Within the garter the REME badge mounted in centre; a silver scroll on the bottom of the wreath inscribed "Royal Electrical and Mechanical Engineers".
3. **Tunic.** Blue cloth, with scarlet cloth collar, cuffs and piping. The collar not less than 2 inches and not more than $2\frac{1}{2}$ inches high, cut square in front, fastened with two hooks and eyes and ornamented with $\frac{3}{4}$ inch gold Staff pattern lace along the top and fronts, and gold cord at the bottom. A very narrow edging of scarlet cloth to show (2mm wide) outside the lace. Collar badges in gold/silver embroidery. The cuffs pointed, 2 inches deep at the back and 3 inches at the point, edged with round cord traced both sides with Russia braid, forming an Austrian knot extending to 9 inches from the bottom of the cuff. Eight large gilt buttons down the front. The skirt closed behind, with a three-pointed slash (edged with gold cord, traced inside and out with Russia braid) on each side; two buttons at the waist behind (with centres 3 inches apart) and three on each slash. Front and skirts (including their lower edges and the closed vent at the back) edged with scarlet cloth piping $\frac{3}{16}$ inch wide. Gilt/brass belt-hook in waist-seam at each side. Twisted round gold shoulder-cords of Royal Engineers pattern (see Dress Regulations, Plate 27) lined with blue cloth, fastened at the top by a small button with screw attachment. Badges of rank in silver embroidery for officer, in gold embroidery on scarlet cloth, with Musician's badge to match, for WO1.
4. **Trouser.** Blue cloth overalls (with foot-straps) with a scarlet stripe $1\frac{7}{8}$ th inches wide down each seam.
5. **Shoulder-Belt.** Scarlet Morocco leather, 2 inches wide, trimmed with two stripes of $\frac{3}{4}$ inch gold Staff pattern lace, with scarlet leather to show between; gilt brass buckle, tip and slide as for Royal Artillery but with REME badge (in place of the Grenade) mounted on the tip.
6. **Pouch**
 - a. **Director of Music.** Red leather box with gilt suspension-loops. Flap faced with scarlet cloth and embroidered with the Crops badge in gold beneath a Queen's Crown, surrounded by oak-leaf sprays bearing scrolls inscribed "ARTE ET MARTE".
 - b. **WO1.** Black leather, with the REME Badge in gilt/brass.

7. **Waist Belt.** Scarlet Morocco leather, 1¾ inches wide, trimmed with two stripes of ½ inch gold Staff pattern lace, with scarlet leather to show between; matching sword-slings trimmed with two rows of ¼ inch naval lace, and fitted with gilt wire billet buckles. Circular gilt waist clasp, the outer circlet with raised bay-leaf motif, the centre mounted with REME badge, the belt-loops of rococo pattern.
8. **Boots.** George or Wellington. Swan-necked nickel-plated spurs (Director of Music only).
9. **Sword and Scabbard.** Infantry pattern with nickel-plated scabbard.
10. **Sword Knot.** Gold cord with gold acorn.
11. **Gloves.** White, wrist.

BAND SERGEANT MAJOR (WARRANT OFFICER CLASS 2)

12. **Helmet.** Universal Pattern blue cloth, with gilt fittings, generally as for Officers (see para. 1 above) but with rounded front and back peaks, both edged with black plastic.
13. **Helmet Plate.** Universal Pattern gilt/brass crowned star plate bearing a circlet, surrounded by a laurel-wreath and inscribed with Royal Electrical and Mechanical Engineers; within the circlet, the REME Badge.
14. **Tunic.** Blue cloth, with scarlet cloth collar, cuffs and piping. The collar edged all round with gold cord, traced inside with Russia braid, with metal badges fixed with their officer pattern centres 2 inches from the ends of the collar; the cuffs pointed, edged with gold cord (without tracing) forming an Austrian knot extending to 8 inches from the bottom of the sleeve. Eight gilt buttons down the front. The skirts closed behind, with a three-pointed slash (piped with scarlet cloth and edged with narrow gold cord) on each side; two buttons at the waist behind (with centres 3 inches apart) and one at each point of the each slash. The front and skirts (including their lower edge and closed vent) edged with scarlet cloth $\frac{3}{16}$ inch wide. A brass belt-hook in waist-seam on each side. Shoulder straps of scarlet cloth, edged, except at the base, with narrow gold cord and fastened with a medium button.
15. **Badges of Rank and Appointment.** Placed immediately above the top of the Austrian knot, a Musician's badge below a WO2's rank-badge, and both badges in gold embroidery on scarlet backing.
16. **Trousers.** Full Dress pattern, of substantial blue cloth without pleats. A scarlet stripe $1\frac{7}{8}$ inches wide down each side-seam.
17. **Boots.** Black, George.
18. **Sword Belt.** Heavy, solid, white matt plastic (to resemble buff leather) 1¾ inches wide. Circular gilt metal clasp, the male part bearing the Royal Crest (Lion on Crown), the female part a circlet inscribed "DIEU ET MON DROIT". Sword-slings to be 1 inch wide and of the same material as the belt, with gilt metal billet studs and square buckles.
19. **Sword and Scabbard.** Sword Infantry Warrant Officer with nickel-plated scabbard.

- 20. **Sword Knot.** White matt plastic strap and acorn.
- 21. **Gloves.** White, wrist.
- 22. **Cross-Belt.** Heavy solid white matt plastic (to resemble buff leather) 1 ¾ inches wide. All fittings gilded; Tip, slide, single prong buckle. White pouch on back embellished with REME badge (height 5cm) in metal.

BANDSMAN (STAFF SERGEANT TO MUSICIAN)

- 23. **Helmet and Helmet Plate.** As for WO2 (See Paras 12 and 13 above).
- 24. **Tunic.** As for WO2 (See Para 14 above) but without Russia tracing inside the cord edging of the collar. Skirt slashes edged with scarlet piping only.
- 25. **Badges of Rank and Appointment.** Worn on right upper arm, on scarlet backing, as follows:
 - a. **Staff Sergeant:** Three chevrons of ½ inch gold Bias and Stand lace, below a Bandsman's lyre badge in gold embroidery, with a gold-embroidered crown above.
 - b. **Sergeant:** As for Staff Sergeant, but without the crown.
 - c. **Corporal:** Two chevrons of ½ inch gold lace, below a Bandsman's lyre badge in gold embroidery.
 - d. **Lance Corporal:** As for Corporal, but with one chevron.
 - e. **Musician:** As for Corporal, but without chevrons.
- 26. **Good Conduct Badges (As appropriate).** Half-inch gold lace, on scarlet backing, worn on left forearm, the lower edge ½ inch above the top of the Austrian knot.
- 27. **Trousers, Boots and Gloves.** As for WO2 (See Paras 16, 17 and 21 above). Fingerless mitts for woodwind.
- 28. **Waistbelt.** Heavy solid white matt plastic (to resemble buff leather) 1 ¾ inches wide. Circular gilt metal clasp (mazak locket) the male part bearing the Regimental crest REME. The female part outer circle inscribed "ARTE ET MARTE".
- 29. **Cross-belt.** As described in Para 22 above.

DRUM MAJOR

- 30. **Helmet and Helmet Plate.** As for WO2 (See Paras 12 and 13 above).
- 31. **Tunic.** As for WO2 (See Para 24 above) with the addition of scarlet wings, edged with ½ inch gold lace and crossed diagonally with five bars of the same lace.
- 32. **Trousers.** As for WO2.
- 33. **Badges of Rank and Appointment.** Worn on scarlet backing as follows.
 - a. **Badge of Rank.** No specific badge worn, unless Staff Sergeant or above.

b. **Badge of Appointment.** A Drum in gold embroidery above an inverted four-bar chevron in gold lace, worn on right forearm.

34. **Sword, Sword-Knot, Scabbard and Sword Belt.** As for Band Sergeant Major (WO2).

35. **Dress Cords.** Infantry pattern as currently worn (Cross-Belt not worn).

36. **Sash (Drum Majors).** As currently worn.

ALL RANKS

37. **Cape.** Dark blue, to be worn when performing outdoors in inclement weather.

38. **Medals.** Medals are to be Court mounted.

NOTES:

These Dress regulations include amendments/recommendations by Regt Col/Band President. See Memo dated 18 Sep 98.

The NSNs for the main body materials are as follows:

- | | |
|---|---------------------|
| a. Blue; Tunic | CA 8305 99 942 7037 |
| b. Blue; Trousers | CA 8305 99 942 5415 |
| c. Scarlet; Collar, Cuffs, Piping, Trousers | CA 8305 99 942 7135 |

ADJUTANT GENERAL'S CORPS

<i>Ser</i>	<i>Order of Dress/Item</i>	<i>Description</i>	<i>Remarks</i>
1	Cap Badge	<p><u>AGC.</u> The AGC badge is described as a lion upon a crown within a crowned laurel wreath in gold, with a silver scroll bearing the motto 'Animo et Fide' ('With Resolution and Fidelity'),</p> <p><u>RMP.</u> The EIIR cipher is charged with the Royal Crown, surrounded by a Fontenoy Laurel Wreath, with 'Royal Military Police' on scroll beneath the cypher. Height 2.9cm, width 3.2cm for Officers' and height 4.2cm, width 4.7cm for ORs.</p> <p><u>ETS.</u> Fluted flambeau of five flames with crown and scroll with ETS superimposed over all in gilt.</p> <p><u>MPGS.</u> The Royal Crest with a scroll beneath inscribed 'Military Provost Guard Service' in gold, all superimposed on</p>	<p>The AGC Regimental badge owes its origins to the Royal Crest badge worn with the Field Service Cap in the 1870s by the Adjutant General's Department. It is worn by the SPS and ETS branches.</p> <p>The Military Police cap badge was introduced in 1908, the cipher and Royal crown changing with each monarch. The Royal prefix was awarded to the Corps of Military Police in 1946. The cap badges was altered to Royal Military Police, or RMP, in 1948 and the badge was changed to the Queen's Crown and EIIR cipher in 1955. The soldiers' badges are made of anodized aluminium. Officers' badges are made of silver, except for the beret badge, which is embroidered in silver wire on a scarlet background.</p> <p>The ETS cap badge was reintroduced in 2006. From the formation of the AGC in 1992, ETS officers wore the AGC (SPS) cap badge. The fluted flambeau of 5 flames is the symbol of learning and was introduced on the formation of an Education Branch in in 1950.</p> <p>The design follows that of the Military Foot Police, raised in 1882 and disbanded in 1926 but with the addition of crossed C19th government keys, a traditional symbol of the custodian representing a function of the</p>

<i>Ser</i>	<i>Order of Dress/Item</i>	<i>Description</i>	<i>Remarks</i>
		crossed keys in silver. <u>MPS.</u> The EIIR cipher topped with a Queen's crown, with a scroll underneath inscribed 'Military Provost Staff Corps' in gold.	MPGS. With Cap forage and Cap khaki peaked the badge is worn with the bottom of the crown in line with the top seam of the cap band.
2	Badges, Rank	a. Officers wear badges of rank on all shoulder chains, cords and shoulder straps except on British Warms. Metal badges are gilt and enamel. Embroidered badges (5/8" gold stars or crowns on a blue backing) are worn with No 10 Dress. Woven sand coloured or olive drab rank slides in branch colours are worn with JHW or appropriate summer dress. b. Warrant Officers & ORs wear badges of rank as shown below.	DROA 95 Pam 1 Chap 3 Sect 1 Mat Regs Vol 3 Pam 15 Sect 2.
3	Badges, Appointment/Qualification/Employment	a. See Mat Regs for all detail. No badge is to be worn by any member of the Corps unless he/she has the authority of his/her CO.	Mat Regs Vol 3 Pam 15 Sect 3.

<i>Ser</i>	<i>Order of Dress/Item</i>	<i>Description</i>	<i>Remarks</i>
		<p>b. In the AGC the only qualification badges to be worn on No 10 Dress are those worn ‘in perpetuity’ (ie once qualified, always qualified) ie Army Flying Badge, Parachute (or Parachute with wings or SAS badge), Commando Badge, Army 100 and TA 50.</p> <p>c. The only badges of employment or appointment authorised for wear by AGC officers or soldiers are the Snr RSM’s Badge by the Corps RSM and ProSS, and those worn by RMP (ie ‘MP’ and ‘SIB’). TRFs are covered below.</p>	
4	Badges, Collar	Lions are to face inwards on AGC and ALS badges.	

NO 1 DRESS

<i>Ser</i>	<i>Order of Dress/Item</i>	<i>Description</i>	<i>Remarks</i>
5	Headress/Badge, Cap	<p><u>Officers.</u> Cap, forage peaked in approved branch design and Corps colours.</p> <p><u>SPS and ETS:</u> Dark blue cloth with scarlet</p>	See Part 10 of these Regulations for details of allowances for No 1 Dress for officers in specific appointments. All officers of RMP are authorised to wear No 1 Dress and a grant is available.

<i>Ser</i>	<i>Order of Dress/Item</i>	<i>Description</i>	<i>Remarks</i>
		<p>band and welts with 22 ligne Regimental buttons;</p> <p><u>PRO (RMP)</u>, Scarlet cloth with blue band.</p> <p><u>PRO (MPGS)</u>. Not worn</p> <p><u>ALS</u>. Dark blue with scarlet band. 1cm dark blue band in the centre of the scarlet band. Welts dark blue.</p> <p>Peak embroidered for field officers appropriate to rank.</p> <p><u>WO1</u>. Officers' pattern cap forage peaked may be worn at personal expense.</p> <p><u>WO2s - ORs</u>. Issued Regimental pattern:</p> <ul style="list-style-type: none"> • RMP - Scarlet cap, blue band, welt around the crown. • SPS - Blue cap, scarlet band, welt around the crown. • MPS - Blue cap, blue band, scarlet piping around the crown and band. • AGC Regimental badge, metal, (SPS) or branch badge (RMP, MPS). • AGC Regimental or branch 22 ligne 	<p>RMPs are generally known as 'Redcaps' because they wear red-topped peaked caps or scarlet berets. Throughout WW2 and prior to the introduction of the scarlet beret in 1972, RMP NCOs wore the Khaki Dress Cap with a detachable red top.</p> <p><u>Only</u> Pro Branch (RMP) is issued with No 1 Dress. WOs and SNCOs of other branches are authorised to wear, and will be issued with, No 1 Dress for appropriate occasions ORs may wear No 1 Dress on loan for appropriate occasions (eg weddings) with authority from CO and RHQ.</p>

<i>Ser</i>	<i>Order of Dress/Item</i>	<i>Description</i>	<i>Remarks</i>														
		gold anodized buttons.															
6	Jacket	<p>a. Male. Dark blue barathea, Army standard patrol pattern with stand collar and shoulder straps. A stiff white patrol collar is worn when ordered, meeting or overlapping at the front, showing 1/8” above the jacket collar. A lanyard is not worn except pistol lanyard for RMP as ordered.</p> <p>b. Female. Dark blue barathea, standard female pattern with high collar. A lanyard is not worn except pistol lanyard for RMP as ordered. RMP females wear shoulder straps with scarlet piping. SPS female WOs and other ranks do not wear shoulder straps.</p>	<p>A guide to female jacket lengths:</p> <table><thead><tr><th><u>Height(ft/ins)</u></th><th><u>Jacket Length(ins)</u></th></tr></thead><tbody><tr><td>5-0</td><td>23</td></tr><tr><td>5-2 to 5-4</td><td>24</td></tr><tr><td>5-6</td><td>26</td></tr><tr><td>5-8</td><td>27</td></tr><tr><td>5-10</td><td>28</td></tr><tr><td>6-0</td><td>29</td></tr></tbody></table> <p>For guidance only; jacket to be tailored to the individual.</p>	<u>Height(ft/ins)</u>	<u>Jacket Length(ins)</u>	5-0	23	5-2 to 5-4	24	5-6	26	5-8	27	5-10	28	6-0	29
<u>Height(ft/ins)</u>	<u>Jacket Length(ins)</u>																
5-0	23																
5-2 to 5-4	24																
5-6	26																
5-8	27																
5-10	28																
6-0	29																
7	Overalls/Skirt	<p>a. Male. Dark blue barathea 1939 pattern overalls with 1 3/4” scarlet stripe on outside seam, black leather strap under instep.</p> <p>b. Female. Dark blue barathea standard female pattern skirt, fully lined with front centre pleat.</p>	<p>Guide to female hemline lengths:</p> <table><thead><tr><th><u>Height (ft/ins)</u></th><th><u>Skirt Length (ins)</u></th></tr></thead><tbody><tr><td>5-0</td><td>23</td></tr><tr><td>5-2 to 5-4</td><td>24.5</td></tr><tr><td>5-6</td><td>26</td></tr><tr><td>5-8</td><td>27</td></tr></tbody></table>	<u>Height (ft/ins)</u>	<u>Skirt Length (ins)</u>	5-0	23	5-2 to 5-4	24.5	5-6	26	5-8	27				
<u>Height (ft/ins)</u>	<u>Skirt Length (ins)</u>																
5-0	23																
5-2 to 5-4	24.5																
5-6	26																
5-8	27																

<i>Ser</i>	<i>Order of Dress/Item</i>	<i>Description</i>	<i>Remarks</i>
			<p>5-10 28</p> <p>6-0 29</p> <p>For guidance only; skirt to be tailored to the individual.</p>
8	Buttons	AGC Regimental (SPS) or branch (RMP, MPS, ETS, ALS) gold anodised buttons, 40 ligne (1”) on the front of the jacket, 30 ligne (3/4”) on pockets and shoulder straps.	
9	Collar Badges	<p>a. SPS wear metal AGC Regimental badges; Pro (RMP and MPS), ETS and ALS wear branch badges.</p> <p><u>b. Male.</u> Positioned on stand collar 2” from centre of badge to collar fastening.</p> <p><u>c. Female.</u> Worn on step of the collar 5/8” from the bottom and 1/4” from the outside edge, parallel to the line of the jacket front buttons.</p> <p><u>d. RMP (Male).</u> Officers wear silver RMP badges (height 2.9cm, width 3.2cm) and ORs wear gold anodized RMP badges (height 4.2cm, width 4.7cm). All worn on the stand collar 26mm from the centre of the badge to the collar fastening. All are</p>	Lion heads on SPS and ALS badges face inwards.

<i>Ser</i>	<i>Order of Dress/Item</i>	<i>Description</i>	<i>Remarks</i>
		<p>clutch & pin.</p> <p>e. <u>RMP (Female)</u>. Officers wear silver RMP badges worn on the step of the collar 19mm from the bottom and 6mm from the outside edge, parallel to the line of the jacket front buttons.</p>	
10	Rank Badges	<p><u>Officers</u>. a. <u>Non-ceremonial</u>. Aluminium gilt and enamel. Dimensions:</p> <ul style="list-style-type: none"> • Crown 9/10” by 9/10” • Star 9/10” between opposite points <p>b. <u>Ceremonial</u>. Silver and gilt enamel worn on a detachable shoulder cord. Dimensions as above.</p> <p><u>WOs & Other Ranks</u>. Gold on Scarlet:</p> <p><u>WO1</u>. Royal Arms on right forearm, lower edge of the badge 6 ½” from bottom of sleeve.</p> <p><u>WO2</u>. Crown in laurel wreath denoting SQMS; CSM will wear crown without laurel wreath, same position as a.</p> <p><u>SSgt - Sgt</u>. Crown and three bar chevrons/three bar chevrons worn upper</p>	

<i>Ser</i>	<i>Order of Dress/Item</i>	<i>Description</i>	<i>Remarks</i>
		<p>right arm, point down, lowest point 10 ½” from top of sleeve.</p> <p><u>Cpl.</u> Two bar chevron lowest point 9” from top of sleeve.</p> <p><u>LCpl.</u> One bar chevron, the lowest point of the chevron 9” from top of sleeve.</p>	
11	Shirt	<p>a. Male. White, collarless, double cuffs.</p> <p>b. Female. Issue white shirt woman’s long sleeved.</p>	Male officers wear white strip collars, 1/8” showing above the jacket collar.
12	Tie	Female only. Navy blue worsted yarn tie.	
13	Parade Belt	<p>a. <u>Non-ceremonial.</u> Standard infantry pattern belt, shoulder, Sam Browne for officers and WO1s. WO2 & below - Issue belt waist web or Regimental white plastic matt/white buff with AGC, RMP or MPS Regimental buckle. On less formal occasions other than parades, a belt blue cloth may be worn.</p> <p>b. <u>Ceremonial.</u> For officers and WO1s - crimson silk waist sash, tassels worn on the left side. For WO2 and below - Regimental white plastic matt/white buff with AGC,</p>	<p>a. <u>Sam Browne.</u> 2 ¼” wide, 1 ¼” wide brace. Stitching fine with not less than 8 stitches to the inch.</p> <p>b. <u>Frog.</u> Universal sword frog with double buckles.</p> <p>c. <u>When Worn.</u> Worn on all occasions when sword and medals are ordered to be worn and at ceremonial parades, civil ceremonies, on orderly officer duties and other occasions as ordered.</p>

<i>Ser</i>	<i>Order of Dress/Item</i>	<i>Description</i>	<i>Remarks</i>
		RMP or MPS Regimental buckle c. <u>Informal</u> . A cloth belt may be worn on informal occasions.	
14	Crossbelt (RMP only)	Officers Crossbelt worn by RMP Colonels and above. Banded on crimson Moroccan leather gold lace. The rear pouch has a silver RMP badge, height 2.9cm, width 3.2cm in the centre.	Not at public expense. As worn by officers of Mounted Military Police (MMP) and later, the RMP Mounted Troop, before their disbandment in 1994.
15	Sword/Sword Frog	a. <u>Non-ceremonial</u> . Standard infantry pattern (L4A1) with brown leather scabbard (L9A1) and knot. Sword frog universal with double buckles. b. <u>Ceremonial</u> . Chrome plated scabbard, sling of gold universal lace on crimson leather (RMP, MPS, ETS) or dark blue leather (SPS, ALS), gold embroidered strap and acorn No 3.	a. Knot to be worn close coiled by officers below field rank, except adjutants, and fixed to the sword to hang on the side away from the body. b. Sword may be worn with Nos 1, 2, 3 and 6 Dress. c. Swords and scabbards for female officers may be shortened by up to 3”.
16	Whistle (RMP only)	a. <u>Male</u> . Left jacket breast pocket, chain through button hole, retained by hook in top of button hole. Whistles are chrome plated and made by ‘J Hudson & Co’, Birmingham. The chain is 35.5cm long. b. <u>Female</u> . Side pocket, chain passing	Only worn by ORs. The gold-plated and engraved whistle and chain known together as the ‘Provost Marshal’s Whistle and Chain’ together with a commemorative certificate to the best recruit on the RMP Jnr NCOs Cse and RMP TA Recruit Cse (paid from Regimental funds). The MMP and MFP were issued with whistles in 1885, a tradition which continues to this day.

<i>Ser</i>	<i>Order of Dress/Item</i>	<i>Description</i>	<i>Remarks</i>
		through top button hole.	
17	PM Arm Band	<p><u>HQ PM(A).</u> Scarlet and blue horizontal bands, 9.5cm in height and 45cm in length, with gold ‘PM’ letters, 2cm in height, in the centre.</p> <p><u>Div PM.</u> Scarlet horizontal bands, 9.5cm in height and 45cm in length, with black ‘PM’ letters, 2cm in height, in the centre.</p>	Not at public expense. Worn by RMP Colonels and above in Provost Staff appointments on the upper right arm when on duty. In the British Expeditionary Force (BEF) France 1914-18, staff officers wore armbands which identified their level of command and function. Thus you could identify an approaching Lt Col with red tabs on his collar and a RED band on his right arm as the chief of staff of an infantry division etc. On 1 Jun 1940 , the decision was made that all officers of the Provost Service would wear identifying brassards. Officers who held provost appointments such as Assistant Provost Marshal (APM) and Deputy Assistant Provost Marshal (DAPM) continued to wear brassards similar to that of PM’s of command hqs.
18	Arm Band (RMP only)	Scarlet arm band with letters ‘MP’ embroidered in black to be worn on right upper arm when on duty.	Worn by officers on parade with soldiers. When performing military police duties these brassards are worn on the upper right arm. This brassard was initially dark blue with red lettering, but this changed to black on red lettering during 1940. These brassards have now evolved to the modern day scarlet brassard with black ‘MP’ lettering and in Combat Dress are now represented by the ‘MP’ TRF.
19	Gloves	<p>a. <u>Non-ceremonial.</u> Plain brown leather, one button or press stud.</p> <p>b. Ceremonial. White wash leather or white cotton.</p>	
20	Footwear/Spurs	a. <u>Male.</u> Wellington/George Boots. Box	Neck of spurs maximum length 1 ¼”, minimum 1”, sides of neck flat.

<i>Ser</i>	<i>Order of Dress/Item</i>	<i>Description</i>	<i>Remarks</i>
		<p>spurs are worn by field officers and officers of the RMP.</p> <p>b. <u>Female</u>. Plain black flat shoes on parade with troops or black patent leather court shoes as ordered.</p>	
21	Hosiery	<p>a. <u>Male</u>. Dark blue wool or polyester socks.</p> <p>b. <u>Female</u>. Black tights/stockings (Marks & Spencers, 15 denier, Barely Black, seamless).</p>	
22	Greatcoat	<p>a. <u>Atholl Grey</u>. May be worn by Cols and above with No 1 and No 2 Dress. Provided at public expense for RMP officers on duty in No 1 Dress in London, Edinburgh and Brussels.</p> <p>b. <u>Khaki Greatcoat Universal</u>. May be worn at personal expense. Only worn on parade by officers on public duties.</p> <p>c. <u>British Warm Coat</u>. May be worn at personal expense but not on parade with soldiers.</p> <p>d. <u>Soldiers</u>. Khaki Greatcoat Universal.</p>	

<i>Ser</i>	<i>Order of Dress/Item</i>	<i>Description</i>	<i>Remarks</i>
	Ceremonial Duties (RMP)	Pool item, issued when required for duties. e. RMP WOs and NCOs on ceremonial duties are issued with greatcoats, blue grey (Atholl grey) or capes and boots ammunition.	RMP NCOs wear Foot Guards pattern chevrons on Atholl grey greatcoat.
23	Canes (RMP only)	Officers may carry RMP approved malacca canes or sticks on appropriate occasions.	Officers who have served or are serving in Northern Ireland are authorized to carry Blackthorn sticks.

NO 2 SERVICE DRESS

<i>Ser</i>	<i>Order of Dress/Item</i>	<i>Description</i>	<i>Remarks</i>
24	Headress	a. <u>Ceremonial</u> . As for No 1 Dress. b. <u>Non-Ceremonial</u> . Cap, Khaki peaked (or Cap, Service Dress). Baratheia, khaki piping around top seam (males only), brown leather chin strap 5/8" wide, side buttons AGC Regimental or branch buttons ligne 22, anodised. AGC Regimental or branch badge. See Serial 1 (No 1 Dress). c. Side cap – ETS only. Austrian Pattern Minerva blue (light blue) tip or crown with a navy blue flap. The front of the flap	a. Cap, Khaki peaked is not to be worn when parading with soldiers wearing cap, forage, peaked. b. Cap, Khaki peaked chin strap to be highly polished. c. Side Cap only to be worn on non-ceremonial occasions. May be worn with No 10 Dress.,

<i>Ser</i>	<i>Order of Dress/Item</i>	<i>Description</i>	<i>Remarks</i>
		shows two ETS buttons. The peak, which sits above the flap, is also navy blue and is lined with gold piping for Majors and Lieutenant Colonels. The ETS badge is mounted on a Minerva blue backing on the left side of the tip.	
25	Jacket	<p>a. <u>Male</u>. Khaki barathea, standard infantry sealed pattern. 4 front buttons (40 ligne), 6x30 ligne buttons on pockets and shoulder straps. Buttons of branch pattern.</p> <p>b. <u>Female</u>. Khaki barathea, standard female pattern cut for wear with Sam Browne with pointed sleeve, pocket flaps and top stitching. 3 front buttons (40 ligne), 4x30 ligne buttons on pockets and shoulder straps.</p>	<p>For a guide to female jacket lengths see Serial 1 (No 1 Dress) above.</p> <p>Also worn by WO1s.</p>
26	Trousers/Skirt	<p>a. <u>Male</u>. Khaki barathea, standard infantry sealed pattern without turn-ups, with belt loops.</p> <p>b. <u>Female</u>. Khaki barathea, standard pattern skirt with front centre pleat, with belt loops.</p>	For a guide to female hemline lengths see No 1 Dress above.

27	Collar Badges	Badges as for No 1 Dress.	Positioned above the step of the collar. RMP, ETS and ALS badges are positioned vertically; AGC and MPS badges are positioned with the scroll of the badge parallel to the step of the collar. AGC and ALS badges lions' heads face inwards. Fastening: clutch and pin to enable re-cycling.
28	Buttons	Branch buttons, gold anodised (see No 1 Dress)	
29	Lanyard	<p><u>Officers - Male.</u> Officers' pattern, blue and scarlet, single cord with clip, worn as a loop around the left shoulder, the end fastened to the right side of the button on the left breast pocket.</p> <p><u>Female.</u> Officers' pattern worn as a continuous loop with interlocking loops on the left shoulder and fastened to the shoulder strap with a press stud.</p> <p><u>ORs - Male.</u> Blue and red single cord without a clip, worn as a loop around the left shoulder with the small loop end tucked into the left side of the left breast pocket.</p> <p><u>Female.</u> Worn as a continuous loop with interlocking loops on left shoulder and</p>	Female lanyard is tailored to SCRDE specifications.

		fastened to shoulder strap with press stud.	
30	Medals	Court mounted	Not at public expense.
31	Sword	As for No 1 Dress, non-ceremonial.	
32	Belt, Waist	<u>Officers.</u> Sam Browne as for No 1 Dress.	
33	Parade Belt (OR)	a. <u>WO1.</u> Infantry pattern Sam Browne when officers on parade are wearing Sam Browne. b. <u>ORs.</u> Green working belt. RMP wear white belt as for No 1 Dress.	See No 1 Dress for details of Sam Browne.
34	Rank Badges	As for No 1 Dress non-ceremonial.	
35	Shirt	<u>Officers.</u> a. Male. Shirt No 2 Dress Officers, 2 as initial issue, thereafter purchased at personal expense from PRI Worthy Down, Regimental Tailor or QM on repayment. b. <u>Female.</u> Shirt Woman's Fawn Long Sleeve as initial issue, thereafter purchase as personal expense from PRI Worthy Down, Regimental Tailor or QM on repayment. <u>Soldiers.</u> a. <u>Male.</u> Shirt, white, collarless, issue pattern. b. Female. Issue white shirt woman's long sleeved.	Worn with Nos 2 and 13 Dress. Shirt Woman's Cream Army Long Sleeve is now obsolete and is not to be worn on parade.

36	Tie	<p><u>Officers.</u> Light khaki woollen or worsted yarn.</p> <p><u>Soldiers.</u> Issued.</p>	Sold by accredited Regimental Tailors and PRI Worthy Down.
37	Footwear	<p>Shoes are issued on commissioning and maintained on repayment</p> <p><u>Officers.</u> a. <u>Male.</u> Plain brown leather, Oxford pattern, with toe caps.</p> <p>b. <u>Female.</u> Plain brown leather court shoes (no longer issued), heel not to exceed 2 ½”, may be worn.</p> <p><u>Soldiers.</u> a. <u>WO1 (Male and Female).</u> As for No 2 Dress at personal expense or boots, assault (male only).</p> <p>b. <u>WO2 - ORs (Male).</u> Boots, assault.</p> <p>c. <u>WO2 - ORs (Female).</u> Black, leather, flat heeled, laced.</p>	<p>For male officers the veltschoen pattern (‘bubbled’ leather) sold by PRI Worthy Down is optional.</p> <p>Brown flat shoes to be worn on parade with troops.</p>
38	Hosiery	<p>a. <u>Male.</u> Khaki or dark beige socks.</p> <p>b. <u>Female.</u> Tights or stockings (Marks and Spencers, 15 denier, ‘Natural Tan’, seamless).</p>	
39	Gloves	Brown leather (ss for No 1 Dress, non-ceremonial).	

40	Raincoat / Mackintosh	Raincoat/mackintosh full skirted riding pattern with shoulder straps, without badges of rank may be worn at personal expense but not on parade with troops.	
41	Greatcoat (RMP only)	As for No 1 Dress. Cape Mans' Foot Guards Officer may also be worn on ceremonial duties as directed by relevant HQ.	
42	Whistle & Chain (RMP and MPS only)	Soldiers. As for No 1 Dress.	
43	MP Arm Band	As for No 1 Dress.	
44	Canes (RMP only)	Officers may carry RMP approved malacca canes or sticks on appropriate occasions.	Officers who have served or are serving in Northern Ireland are authorized to carry Blackthorn sticks.
45	Pace Sticks	May be carried by SNCOs who hold the appointment of RSM or CSM, together with any OR who has passed the AA Advanced Drill Instructors Course.	As issued or individual purchase. All fittings are to be brass and the wood is to be light mahogany/rosewood in colour.

NO 8 COMBAT/TRAINING DRESS

<i>Ser</i>	<i>Order of Dress/Item</i>	<i>Description</i>	<i>Remarks</i>
------------	----------------------------	--------------------	----------------


<i>Ser</i>	<i>Order of Dress/Item</i>	<i>Description</i>	<i>Remarks</i>
46	Beret	<p><u>Officers.</u> Beret, branch, officers' pattern:</p> <ul style="list-style-type: none"> • <u>SPS.</u> AGC Green Beret with AGC cap badge, woven. • <u>RMP.</u> Scarlet Beret with RMP cap badge, woven. • <u>MPS.</u> Blue Beret with MPSC cap badge, woven. • <u>ETS.</u> AGC Green Beret with ETS cap badge, woven . • <u>ALS.</u> Blue Beret with ALC cap badge, woven. <p>Beret issued free on commissioning and maintained on repayment.</p> <p><u>Soldiers.</u> a. <u>WO1.</u> WO1s may wear officers' pattern Cap, Khaki, peaked (Cap Service Dress) at personal expense. When on duty RMP WO1s wear Cap forage peaked (Cap Service RMP). WO1s may wear officers' beret with woven badge at personal expense.</p> <p>b. <u>WO2 - ORs.</u> Branch Berets:</p>	Preferred beret (optional item) is officer pattern with silk band purchased through PRI Worthy Down or Regimental Tailor.

<i>Ser</i>	<i>Order of Dress/Item</i>	<i>Description</i>	<i>Remarks</i>
		<ul style="list-style-type: none"> • <u>SPS</u>. AGC green beret with AGC cap badge, metal. • <u>RMP</u>. Scarlet beret with RMP cap badge, metal. • <u>MPS</u>. Blue beret with MPS cap badge, metal. 	
47	Jacket	PCS-CU as issued	
48	Trousers	PCS-CU as issued	
49	Shirt	PCS-CU as issued	
50	Badges, Rank	Single rank slide, DPM pattern (olive drab for RMP) with Regimental/branch identification, buttoned on the chest.	A Regimental/branch slide, olive drab, may be worn if local orders allow except on operations.
51	Belt, Waist/ Equipment	Not worn	Regimental stable belt is not to be worn with this form of dress unless ordered locally. No belt attachments, eg tool or mobile phone pouches, are to be worn.
52	Union Flash	As issued.	Worn on upper left arm.
53	TRF	5x3cm TRF comprising a navy and red diagonal background with branch details embroidered in the middle: SPS in green; ETS in Minerva blue; MPS, MPGS and ALS in gold.	Worn on upper right arm of Combat Jacket/Shirt. Those in AGC (SPS) employed as AWF and MAS(A) are to wear the AGC TRF with the abbreviation “AWF” or “MAS(A)” in green embroidered lettering.

<i>Ser</i>	<i>Order of Dress/Item</i>	<i>Description</i>	<i>Remarks</i>
		<p><u>MP.</u> 68mm x 57mm TRF comprising black embroidered ‘MP’ letters 7mm wide and 35mm high, with a scarlet background with a 4mm scarlet surround.</p> <p><u>MPS.</u> 68mm x 57mm TRF comprising scarlet embroidered ‘MPS’ letters 7mm wide and 35mm high, with a black background</p> <p><u>SIB.</u> 48mm x 31mm badge comprising black embroidery ‘SIB’ letters 3mm wide and 16 mm high with scarlet background with a 3mm scarlet surround.</p>	Worn on the upper right arm 35 mm above the MP TRF and worn as a badge of appointment. Not to be worn when out of an SIB role. Not at public expense.
54	Footwear	Boots, assault.	
55	Gloves	Gloves combat or Gloves contact as issued.	

NO 10 MESS DRESS

<i>Ser</i>	<i>Order of Dress/Item</i>	<i>Description</i>	<i>Remarks</i>
56	Mess Dress (No. 10) Headdress	As for Serial 1 (No 1 Dress) or Side Cap for ETS. Females will not wear headdress.	

<i>Ser</i>	<i>Order of Dress/Item</i>	<i>Description</i>	<i>Remarks</i>
57	Jacket	<p>a. 1902 pattern with stand collar edged with lace and braid; scarlet body and sleeves with dark blue collar and cuffs. See Part II (Instructions for Regimental Tailors) for full details.</p> <p>b. Antecedent Corps No 10 Dress (eg RMP, MPSC, RAPC) may continue to be worn, provided it is serviceable, with the authority of Branch Directors. Any male officer acquiring Mess Dress either on commissioning, on transfer or in the normal course of events must purchase the AGC 1993 pattern/style. Female officers must purchase the 1999 pattern/style on commissioning.</p>	<p>Until 1999 the 1993 style female jacket was of a different design and was worn with a dress. Those in possession of the 1993 pattern were permitted to wear it until 1 Jan 05.</p> <div style="display: flex; justify-content: space-around; align-items: center;">   </div>
58	Collar Badges	Lion of England, small silver, inward facing.	

<i>Ser</i>	<i>Order of Dress/Item</i>	<i>Description</i>	<i>Remarks</i>
59	Vest/Bib	<p>Dark blue vest/bib with stand collar edged with gold braid; the front and bottom of the vest/bib edged with braid, gilt or anodised teat studs down the centre. Jetted pockets edged with braid. See Part II (Instructions for Regimental Tailors) for full details.</p> <p><u>SNCOs.</u> Navy blue, stand collar, pockets edged with Russia braid with Asia knots at the end and a single loop in the centre. Braid at the top and base of collar, down the centre seam and around the base of the vest.</p>	See remarks under 'Jacket' above.
60	Overalls	As for No 1 Dress (Male).	
	Skirt	A full length, straight, blue wool baratheia worsted skirt, polyester lining, slit opening centre back. See Part II (Instructions for Regimental Tailors) for full details.	<p>See remarks above.</p> <p>Skirt specification UK/SC5353 Issue 2 Uniform, Woman's No 2B Dress RN Officers.</p>
61	Shirt	White collarless shirt for both sexes.	
62	Buttons	Shoulder straps fastened with 22 ligne Regimental buttons.	
63	Badges, Rank	<u>Officers.</u> 16mm/5/8" woven gold stars or crowns on a blue cloth backing.	

<i>Ser</i>	<i>Order of Dress/Item</i>	<i>Description</i>	<i>Remarks</i>
		SNCOs. Gold on scarlet 2/3 size.	
64	Badges, Appointment/ Qualification/ Employment	The only badges to be worn with this form of dress are those worn 'in perpetuity' (ie once qualified, always qualified). See	
65	Medals	Miniature, court-mounted	Not at public expense.
66	Handbag	Females may carry a suitable black, plain clutch bag without shoulder strap.	
67	Footwear	a. <u>Male</u> . George Boots/Wellingtons (boxed). Spurs are worn by field officers and all RMP officers. b. <u>Female</u> . Black or navy blue evening shoes.	

NO 13 BARRACK DRESS

<i>Ser</i>	<i>Order of Dress/Item</i>	<i>Description</i>	<i>Remarks</i>
	Barrack Dress (No. 13)	Cap Khaki peaked (Cap SD) or branch beret as for No 7 Dress. <u>RMP.Side Hats - Staff Officers, Colonels and above.</u> Blue cloth with scarlet tip, gold	

<i>Ser</i>	<i>Order of Dress/Item</i>	<i>Description</i>	<i>Remarks</i>
68	Headress	<p>French braid welts on cap and flaps and at the front and back seams. Badges and buttons as for cap forage peaked.</p> <p><u>Side Hats - Other Officers.</u> Optional item and may be worn on informal occasions in accordance with regimental custom and when permitted by CO.</p>	
69	Trousers	<p><u>Officers Male.</u> Trousers Man's Lightweight (TMLs) or Barrack Dress trousers may be worn.</p> <p><u>Soldiers Male.</u> Trousers Mans' Lightweight (TML) or Barrack Dress trousers.</p>	
70	Skirt	<u>Female.</u> Barrack Dress skirt	For a guide to female hemline lengths see No 1 Dress above.
71	Stable Belt	<p>Branch Stable Belt.</p> <p><u>SPS.</u></p> <p><u>RMP.</u></p> <p><u>MPS.</u></p> <p><u>ETS.</u></p> <p><u>ALS.</u></p>	Not at public expense.

<i>Ser</i>	<i>Order of Dress/Item</i>	<i>Description</i>	<i>Remarks</i>
72	Jersey	<p>a. <u>Male.</u> Jersey Heavy Wool (JHW).</p> <p>b. <u>Female.</u> JHW or Jersey V Necked Olive Drab.</p> <p><u>RMP Officers and WOs1.</u> RMP brown jersey with No 2 Dress shoulder straps at personal expense (obtainable from RHQ RMP).</p> <p><u>ALS.</u> ALS black guernsey with black cloth epaulettes and removable black rank sleeves.</p>	<p>Not at public expense.</p> <p>Not at public expense.</p>
73	Shirt	As for No 2 Dress or shirt GS olive (except RMP).	
74	Badges, Rank	<p>Rank slides as No 7 Dress.</p> <p><u>RMP.</u> As for No 2 Dress (SD).</p> <p><u>ALS.</u> In jumper order, brass ALS and metal pips/crowns (as with SD) are to be worn.</p>	
75	Tie	Approved light khaki woollen or worsted tie may be worn to conform with local practice. Female officers will wear tie with Jersey V Necked Olive Drab and RMP officers will wear a tie with RMP jersey.	

<i>Ser</i>	<i>Order of Dress/Item</i>	<i>Description</i>	<i>Remarks</i>
76	Buttons	RMP wear RMP buttons 22 ligne to fasten shoulder straps.	
77	Titles, Shoulder (RMP and MPS only)	RMP and MPS wear gold anodised shoulder titles on the lower edge of shoulder straps.	
78	Hosiery	As for No 2 Dress/SD.	
79	Footwear	As for No 2 Dress/SD.	RMP may wear shoes black Highland Brogue at personal expense
80	Raincoat / Mackintosh	As for No 2 Dress/SD. No 8 Dress (CS95) field jacket may also be worn in inclement weather. RMP may wear High Visibility Jacket (HVJ) as issued.	

Gurkha Staff and Personnel Support (GSPS)

GSPS NO 1 DRESS CEREMONIAL

Serial	Article	Description	Remarks
(a)	(b)	(c)	(d)
1	Headdress	Officers – AGC Forage Cap. 22 ligne Regimental buttons. Plain peak except for Field Officers. Other Ranks - Hat Kilmarnock BG pattern.	
2	Jacket	Officers - Dark blue barathea, Army standard patrol pattern with stand collar and shoulder straps. Scarlet piping at the base of the collar. A stiff white patrol collar is worn when ordered, meeting or overlapping at the front, showing 1/8" above the jacket collar with GSPS black buttons with extension screw buttons on the epaulettes. ORs – As issued jacket with GSPS black buttons. Scarlet piping at the base of the collar.	Swing mounted medals to be worn
3	Overalls/Trousers	Officers - Dark blue barathea 1939 pattern overalls with 1 7/8" scarlet stripe on outside seam, black leather strap under instep. Other Ranks - No 1 Dress blue trousers 1 7/8" scarlet stripe on outside seam.	
4	Footwear	Officers – Wellington pattern boots. Other Ranks – Shoes Highland	Field Officers and above wear spurs with Wellington pattern boots.
5	Cap Badge	GSPS pattern embroidered for officers	
6	Collar Badge	1 inch replicas of GSPS cap badge.	
7	Badges of Rank	Officers – Black Bath Star or St Edward crowns. Other Ranks - AGC(SPS) pattern white rank worn on both side of arms.	
8	Belts	Officers - GSPS shoulder belt.with GSPS badge on pouch Other Ranks – Rifle pattern black plastic with GSPS buckle.	WO1 to wear shoulder belt.
9	Gloves	Officers – Black leather. Other Ranks - Black woollen.	
10	Sword	Infantry pattern No. 4 in silver scabbard.	

11	Sword Sling and Knot	Gold sling and sword knot	
----	----------------------	---------------------------	--

GSPS NO 1 DRESS NON CEREMONIAL

As for No 1 Dress Ceremonial except:

Serial	Article	Description	Remarks
(a)	(b)	(c)	(d)
1	Belts	Officers – No belt. Other Ranks – Rifle pattern black plastic with GSPS buckle.	Medals not worn

GSPS NO 2 SERVICE DRESS CEREMONIAL

Serial	Article	Descriptions	Remarks
(a)	(b)	(c)	(d)
1	Headdress	Officers and Other Ranks – Hat Felt Gurkha.	a. Soldiers may wear a beret as ordered. b. Hat Felt Gurkha to be worn two fingers width above the junction of the right ear to the head and two fingers width above the right eye. Details of pugri
2	Jacket	Officers No. 2 Dress jacket with GSPS black buttons. 4 front buttons (40 ligne), 6 x 30 ligne buttons on pockets and shoulder straps. Other Ranks – 30 ligne button front, pockets and shoulder straps.	Medals to be worn. Scarlet piping at the base of the collar for both officer's and soldiers. No shoulder titles
3	Shirt	Officers – White shirt RA pattern. Other Ranks – Issued No 2 Dress Shirt	
4	Tie	Infantry pattern tie .	
5	Lanyard	Officers - Officers' pattern, blue and scarlet, single cord with clip, worn as a loop around the left shoulder, the end fastened to the right side of the button on the left breast pocket. Other Ranks - Blue and red single cord without a clip, worn as a loop around the left shoulder with the small loop	

		end tucked into the left side of the left breast pocket. SPS pattern.	
6	Trousers	No. 2 Dress pattern matching jacket.	
7	Footwear	Officers – George boots Other Ranks - Shoes Highland	
8	Cap Badge	GSPS pattern.	
9	Collar Badge	1 inch replicas of cap badge.	
10	Badges of Rank	Officers - Black Bath Stars and St Edward crowns. Other Ranks – AGC(SPS) pattern white rank worn on both side of arms.	
11	Buttons	GSPS black buttons large and medium as required.	
12	Belts	Officers – GSPS Cross belt with GSPS badge on pouch. Other Ranks – Rifle pattern black plastic with GSPS buckle.	
13	Gloves	Officers - Black leather. Other Ranks – Black woollen.	
14	Sword Sling and Knot	Black leather	

GSPS NO 2 SERVICE DRESS NON CEREMONIAL

As for No 2 Dress except

Serial	Article	Descriptions	Remarks
(a)	(b)	(c)	(d)
1		No medals to be worn	

GSPS NO 2 SERVICE DRESS UNDRRESS

As for No 2 Dress except

Serial	Article	Descriptions	Remarks
(a)	(b)	(c)	(d)
1		No medals or belts to be worn	
2	Headdress	Officers and Soldiers - beret	Sidehat for officers when available.

GSPS NO 4 DRESS CEREMONIAL (OFFICERS ONLY)

As for No 2 Dress except:

Serial	Article	Descriptions	Remarks
(a)	(b)	(c)	(d)

1	Jacket & trousers	Issued No 4 Dress	Medals not worn in non-ceremonial. Scarlet piping at the base of the collar.
---	-------------------	-------------------	--

GSPS NO 6 DRESS (SOLDIERS ONLY)

Serial	Article	Description	Remarks
(a)	(b)	(c)	(d)
1	Headdress	Hat Felt Gurkha	Hat Felt Gurkha to be worn two fingers width above the junction of the right ear to the head and two fingers width above the right eye.
2	Jacket	Issued No. 6 Dress jacket with GSPS black buttons.	Scarlet piping at the base of the collar.
3	Lanyard	SPS pattern.	
4	Trousers	Issued No. 6 Dress trousers.	
5	Footwear	Shoes Highland.	
6	Cap Badge	GSPS pattern	
7	Badges of Rank	AGC(SPS) pattern white rank badge worn on both side of arms.	
8	Buttons	Black GSPS buttons – medium size.	
9	Belt	Rifle pattern black plastic with GSPS buckle.	WO1 to wear a Cross belt.
10	Shoulder titles	GSPS pattern	

GSPS NO 7 DRESS WARM WEATHER WORKING DRESS

Serial	Article	Description	Remarks
(a)	(b)	(c)	(d)
1	Headdress	Officers - Beret. Other Ranks - Beret.	Side hat is being proposed for SNCOs and Offrs.
2	Shirt	Officers – White shirt RA WO – Issued No 2 shirt Other Ranks – Issued Olive Green shirt	
3	Trousers	Officers and Other Ranks – TML.	
4	Footwear	Officers and Other Ranks - Shoes Highland.	
5	Badges of Rank	Officers - Black pips or crowns. Other Ranks – AGC(SPS) pattern white rank badge worn on both side of arms.	WO1 and WO2 wear wristlet.
6	Belt	Stable belt GSPS pattern.	
7	Lanyard	As for No 2 Dress	

GSPS NO 8 DRESS - COMBAT UNIFORM

Serial	Article	Descriptions	Remarks
(a)	(b)	(c)	(d)
1	Headdress	Beret or helmet as ordered	
2	Jacket	Personal Clothing System (PCS) as issued	
3	Shirt	Personal Clothing System (PCS) as issued	
4	Trousers	Personal Clothing System (PCS) as issued	
5	Footwear	Boots as issued	
6	Cap Badge	Officers and WO1 - Cloth beret badge interwoven with gold thread. Other Ranks - GSPS pattern.	Worn in berets
7	Badges of Rank	Plain rank slides as issued for operations	In barracks - plain green slides, embroidered black rank insignia with GSPS title.
8	Belts	Green belt	GSPS stable belts may be worn in barracks where appropriate.

GSPS NO 10 MESS DRESS

Serial	Article	Description	Remarks
(a)	(b)	(c)	(d)
1	Headdress	AGC Forage cap	Outdoors only or GSPS sidecap when introduced
2	Jacket	1902 pattern with stand collar edged with lace and braid; scarlet body and sleeves with dark blue collar and cuffs. Shoulder straps fastened with 22 ligne Regimental buttons.	
3	Collar Badges	Miniature GSPS badges	
4	Waistcoat	Officers. Dark blue vest/bib with stand collar edged with gold braid; the front and bottom of the vest/bib edged with braid, gilt or anodised teat studs down the centre. Jetted pockets edged with braid. <u>SNCOs.</u> Dark blue, stand collar, pockets edged with Russia braid with Asia knots at the end and a single loop in	

		the centre. Braid at the top and base of collar, down the centre seam and around the base of the vest.	
5	Shirt	Officers and WOs/ SNCOs – White shirt without collar with Marcella double cuffs.	
6	Overalls/Trousers	Officers – No. 1 Dress overalls. WOs/SNCOs – No. 1 Dress trousers.	
7	Footwear	Officers – Wellington pattern boots ³ . WOs/SNCOs – Shoes Highland.	
8	Badges of Rank	Officers – Black Bath Stars or St Edward crowns on epaulettes. WOs and SNCOs – AGC(SPS) pattern Gold on scarlet 2/3 woven on both side of arms.	
9	Medals	Miniatures.	

GPS NO 13 DRESS

Serial	Article	Description	Remarks
(a)	(b)	(c)	(d)
1	Headdress	Officers and SNCOs – Service Dress Cap. Other Ranks – Beret.	Same material as No 2 Dress jacket. Offrs/SNCOs Side Hat is being proposed.
2	Shirt	Officers: White shirt RA. Other Ranks: Issued No 2 Dress shirt	
3	Trousers	Issued Barrack Dress trousers.	
4	Footwear	Shoes Highland.	
5	Belt	All Ranks – GPS stable belt.	To be worn outside the pullover with buckle to the left side of the body.
6	Badges of Rank	Officers – Green slides with black embroidered rank insignia. Other Ranks – AGC(SPS) pattern white rank badge worn on both side of arms.	
7	Shoulder Titles	GPS pattern (Other Ranks only)	Officers wear rank

³ Field Offrs and above wear spurs with Wellington pattern boots.

			slides on epaulettes.
8	Pullover	Issued Jersey heavy Wool	
9	Tie	Infantry pattern tie.	

GSPS NO 14 DRESS (SUMMER BARRACK DRESS - SHIRT SLEEVE ORDER)

Serial	Article	Description	Remarks
(a)	(b)	(c)	(d)
1	Headdress	Officers and SNCOs – Service Dress Cap. Other Ranks – Beret. GSPS cap badge	Same material as No 2 Dress jacket. Offrs/SNCOs Side Hat is being proposed.
2	Shirt	Officers: White shirt RA. Other Ranks: Issued shirt	Long sleeves rolled up or short sleeved shirt.
3	Trousers	All ranks – Issued Barrack Dress trousers.	
4	Footwear	All – Shoes Highland	
5	Belt	All ranks – GSPS stable belt with buckle over left hip.	
6	Badges of Rank	Officers – Black Bath Star abd St Edwatd crown. Other Ranks – AGC(SPS) pattern white woven on both side of arms.	
7	Lanyard	All ranks – as for No 2 Dress	
8	Shoulder Titles	GSPS pattern.	

1. **Orders of Dress.** The various forms of dress subject to approval by the Army Dress Committee for wear by GSPS personnel are shown at Annexes B to N of this Chapter.
2. **GSPS Cap Badge.** The GSPS cap badge is described as a lion upon a crown (the Royal Crest) within a laurel wreath with the crossed Kukri below and a scroll bearing the AGC motto ‘Animo et Fide’ (‘With Resolution and Fidelity’). The design of GSPS cap badge has been approved by The Sovereign.
3. **Beret Badges.** GSPS Officers and Warrant Officers 1 will wear a cloth beret badge interwoven with gold thread. All GSPS Other Ranks will wear a metal badge.
4. **Collar Badges.** The lions on both the GSPS collar badges are to face inwards. All GSPS personnel will wear collar badges with No. 1, 2, 4 and 6 Dress and Mess Kits.
5. **Berets.** All GSPS personnel will wear a green AGC beret.
6. **Hats Felt Gurkha.** All GSPS personnel will wear Hats Felt Gurkha with GSPS cap badge in No 2, 4 and 6 Dress ceremonial and when ordered. The Tartan backing to the badge will remain as worn by RGR – “Hunting Stewart”.
7. **Shoulder Titles.** Not worn in No 2 Dress.

8. **Scarlet Piping.** GSPS personnel will wear scarlet piping at the base of the collar on No. 1, 2, 4 and 6 Dresses.
9. **Black Buttons.** All GSPS personnel will wear the black buttons with GSPS cap badge as follows:
 - a. **Button 22 Line.** Small, worn on No 1 Dress and Side hats and on cuffs of GSPS blazer.
 - b. **Button 30 Line.** Medium, worn on Nos 1, 2, 4, 6 Dress and GSPS blazer.
 - c. **Button 30 Line Screw Fit.** Medium, worn by officers to retain shoulder cords on No 1 Dress.
10. **Stable Belts.** The GSPS personnel will wear their own designed GSPS stable belts with black strap. The design is attached at Enclosure 1 to Section 1. Stable belts are worn in No. 5, 7, 8, 13 and 14 Dress.
11. **Lanyards.** All GSPS personnel will wear the SPS Lanyard. Lanyards are worn in No. 2, 4, 6, 7 and 14 Dress on the left shoulder. The lanyard is a red and blue interwoven cord.
12. **Tactical Recognition Flash (TRF).** All GSPS personnel will wear the BG TRF above the SPS TRF on the right arm.
13. **Pullover.** All GSPS personnel will wear Jersey Heavy Wool issued pullover.
14. **Shoes Highland.** All GSPS officers and soldiers will wear highly polished Shoes Highland with Uniform.
15. **Tartan.** The tartan worn by GSPS as backing to the cap badge on Hats Felt Gurkha is the Hunting Stewart tartan in recognition of their origins with the RGR.
16. **Miniature Medals.** Miniatures medals, purchased and court mounted for wear by all GSPS officers, warrant officers and NCOs at personal expense, are worn with No. 10 and 11 Dress, Evening Dress and Dinner Jacket when ordered for the occasion.
17. **GSPS Blazer.** The GSPS personnel will wear the Rifle Green blazer (double breasted, with GSPS black buttons: 6 large (breast) and four small (cuff).
18. **GSPS Tie.** The GSPS tie is in the process of being designed.
19. **GSPS Tracksuit.** The GSPS tracksuit is in the process of being designed.
20. **Medals and Qualifications Badges.** Medals and Qualifications badges are to be worn by those entitled in accordance with JSP 886 and Dress Regulations for the Army.
21. **Mess Kit.** All GSPS personnel will wear AGC Mess Kit with GSPS collar badges and GSPS rank badges.

CHAPTER 2 – ORDER OF DRESS

SECTION 2 – OFFICERS

1. **Forage Caps.** GSPS officers will wear the AGC Forage Cap with a GSPS cap badge. The AGC Forage Cap is blue with a scarlet band and scarlet piping around the crown.
2. **Rank Badges.**
 - a. **Officers Metal.** Officers badges of rank are to be worn as follows:
 - (1) **Crown.** Black metal St Edward's Crown. On all other orders where metal badges are worn, medium (5/8").
 - (2) **Star.** Black metal Order of the Bath. Worn with 2 acorns uppermost. On all other orders where metal badges are worn, medium (5/8").
 - b. **Officers Cloth Slip-On.** On operations, issued rank slides are to be worn. In barracks, cloth slip-on "GSPS" titles are to be worn where indicated. The backing is OG; badges and shoulder titles are black cloth woven in the fabric, sizes and positioning as for metal badges.
3. **Pouch Belts.** All GSPS officers (including WO1) will wear a black Pouch Belt with GSPS cap badge in front and BG crossed kukri on the back of the pouch. A lion head with silver strings attached to whistle cord.
4. **Sword.** GSPS officers will carry an Infantry pattern No. 4 sword.
5. **Wellington Pattern/George Boots.** GSPS officers are to wear highly polished plain Wellington pattern/George boots in No. 1 and 10 Dress and highly polished plain George boots in No 2 and 4 Dress. Officers of Field Rank or above wear boxed spurs within plain rowel.

CHAPTER 2 – ORDER OF DRESS

SECTION 3 – GURKHA OTHER RANKS

1. **Slip-On Rank Badges.** All GSPS Other Ranks will wear Rifle pattern rank badges with "GSPS" titles. Cloth slip-on with versions for Combat Uniform are to have GSPS titles for wear in barracks only. On operations, issued Rank slides are to be worn.
2. **Wristlet.** WO1 and WO2 will wear Wristlets on the right wrist, when required.
3. **Ceremonial Belt Plastic (Black).** GSPS Other Ranks will wear the belt plastic (black) in ceremonial order of dress (with the exception of WO1).
4. **Kukri (Dress).** GSPS Other Ranks are entitled to carry the issued horn handled blackened and polished ceremonial Kukri. This issued ceremonial Kukri is to be carried on No 2, 4 and 6 Dress.
5. **Kukri (GS).** GSPS personnel are entitled to carry Kukri (GS) in leather scabbard in OG/DPM cover during exercises and operational deployment.

ROYAL ARMY DENTAL CORPS

NO 1 DRESS

Serial (a)	Main Features (b)	Description (c)
1	Cap badge	<p>Officers:</p> <p>a. To be worn with No 1 Forage and Khaki barathea Dress Cap: Cap With a Laurel Wreath a dragon's head and sword: beneath a scroll bearing the motto "EX DENTIBUS ENSIS" ENSIGNED WITH The Crown. Height 4.5 cm, width 3.5 cm. Silver plate and gilt.</p> <p>b. To be worn with RADC FS Cap and beret: The approved pattern embroidered in gold and silver wire thread, dimensions 1½" high, 11/8"</p> <p>ORs: To be worn with No 1 Forage and beret:</p> <p>Cap With a Laurel Wreath a dragon's head and sword: beneath a scroll bearing the motto "EX DENTIBUS ENSIS" ENSIGNED WITH The Crown. Height 4.5 cm, width 3.5 cm. Coated Stainless steel</p>
2	Collar badge	<p>Officers: Approved pattern in silver plate and gilt. Dimensions height 1 1/4", width 1." The dragonheads are inward facing.</p>
4	Tunic Buttons	As Serial 10
7	Parade Belt	<p>Officers (Male): Brown leather Sam Browne with one brace and brass furniture, without frog.</p> <p>Officers (Female):</p> <p>a. Cloth belt of the same material as the jacket, with gilt buckle.</p>

		<p>b. Brown leather Sam Browne with one brace and brass furniture. Without frog.</p> <p>ORs: White webbing.</p>
9	<p>Headdress</p> <p>Officers</p> <p>ORs</p>	<p>Officers (Male): Blue cloth Forage Cap universal pattern, emerald green cloth band 1 ¾” wide emerald green welts at top of band and around crown. Chin strap of black patent leather ½” wide secured by two 24-ligne mounted Corps buttons.</p> <p>Officers (Female): Dark blue felt Forage Cap Hobson and Sons pattern, emerald green cloth band 2” wide at the front, tapering to 1” at the rear. emerald green welts at top of band and around crown Chinstrap of black patent leather, 3/8” wide and secured by two 24-ligne mounted Corps buttons.</p> <p>OR’s (Male): As per Officer style less emerald green welts around crown</p> <p>OR’s (Female): As per Officer style less emerald green welts around crown</p>
10	<p>Tunic</p> <p>Collar Badge</p> <p>Special Arm Badge (<i>if any</i>)</p> <p>Tunic Buttons</p>	<p>Male:Jacket: of dark blue barathea of standard patrol pattern with side vents. Anodised metal 30-ligne Corps buttons. Two 30-ligne Corps buttons on each cuff. Belt hooks may be fitted.</p> <p>Females: Jacket: of dark blue barathea of standard female patrol pattern with belt and 3 horizontal, inverted pleats. Shoulder straps fastened by 30-ligne, anodised metal Corps buttons. Jacket fastened by three 30-ligne, anodised metal Corps buttons and one flat button under the belt. Two 30-ligne buttons on each cuff. Two front pockets without flaps. Belt loops may be fitted.</p>
11	Rank Badges	Officers: Red and gold anodised and enamel.
12	Trousers	<p>Trousers: Dark blue barathea, universal pattern overalls. One emerald green superfine cloth stripe of width 1 ¾” down each outer seam. No turnups. One fob pocket.</p> <p>Skirt: of dark blue barathea of similar shade to jacket.</p>

		Narrow “A” line with inverted, centre, front pleat. Fully lined. Length to cover knees.
15	Footwear <i>Including Spurs</i>	Field Officers are to wear swan-necked, plated dress spurs. Officers (Male): Black, calf leather Wellington or George Boots. Officers (Female): Brown patent leather court shoe/ black Service shoe. ORs: (Male): Boots combat or black service pattern. Ors: (Female): Black issued Gibson shoes
16	Gloves	Officers: Brown Leather. OR’s (Female): Black Leather.

NO 2 DRESS

Serial (a)	Main Features (b)	Description (c)
1	Cap badge	Officers: a. To be worn with No 1 Forage and Khaki barathea Dress Cap: Cap With a Laurel Wreath a dragon’s head and sword: beneath a scroll bearing the motto “EX DENTIBUS ENSIS” ENSIGNED WITH The Crown. Height 4.5 cm, width 3.5 cm. Silver plate and gilt. b. To be worn with RADC FS Cap and beret: The approved pattern embroidered in gold and silver wire thread, dimensions 1½” high, 11/8” ORs: To be worn with No 1 Forage and beret:

		<p>Cap With a Laurel Wreath a dragon's head and sword: beneath a scroll bearing the motto "EX DENTIBUS ENSIS"</p> <p>ENSIGNED WITH The Crown.</p> <p>Height 4.5 cm, width 3.5 cm.</p> <p>Coated Stainless steel</p>
2	Collar badge	<p>Male: Approved pattern in silver plate and gilt. The badges to be worn above the step of the collar with the centre line of the badge perpendicular and central to the edge of the step. The dragon's head is to face inward. The lowest portion of the badge is to be 3/8" from the edge of the step.</p> <p>Female: Approved pattern in silver plate and gilt. The badges to be worn above the step of the collar with the centre line of the badge perpendicular and central to the edge of the step. The dragon's head is to face inward. The lowest portion of the badge is to be 1/4" from the edge of the step.</p>
4	Tunic Buttons	As Serial 10
6	Lanyard	<p>Male: Approved pattern, emerald green. To be worn on the left shoulder. The loop is to be passed forward under the shoulder strap and positioned level with the top of the pocket opening. The clip end is to be passed through the loop and into the pocket, without drape.</p> <p>Female: Approved pattern, emerald green. To be worn on left shoulder fastened in place by press stud under left epaulette. Specially adapted lanyard is to be worn so that small end loop hangs vertically, lying to the front of the left sleeve seam.</p>
7	Parade Belt	<p>Officers: Brown leather Sam Browne with one brace and brass furniture, without frog. Frog to be worn when carrying sword.</p> <p>OR's: WO1's only when ordered to.</p> <p>Male: Green Plastic.</p> <p>Female: None.</p>
9	Headdress	

	<p>Officers</p> <p>Officers (Male): Blue cloth Forage Cap universal pattern, emerald green cloth band 1 ¾” wide emerald green welts at top of band and around crown. Chin strap of black patent leather ½” wide secured by two 24-ligne mounted Corps buttons.</p> <p>Officers (Female): Dark blue felt Forage Cap Hobson and Sons pattern, emerald green cloth band 2” wide at the front, tapering to 1” at the rear. emerald green welts at top of band and around crown Chinstrap of black patent leather, 3/8” wide and secured by two 24-ligne mounted Corps buttons.</p> <p>Male: Khaki barathea Service Dress. Cap universal pattern. Chin strap of polished brown leather ½” wide and secured by two 24-ligne mounted Corps buttons. The cap badge is to be positioned centrally with the lower portion clearing the chin strap.</p> <p>Female: Khaki barathea Service Dress Cap Hobson & Sons pattern. Chin strap of polished brown leather 3/8” wide and secured by two 24-ligne mounted Corps buttons. The cap badge is to be positioned centrally with the lower portion clearing the chin-strap.</p> <p>RADC FS Cap. Standard pattern. Emerald green body and top, edged with cherry red piping. Dark blue flaps and peak. Flaps edged with cherry red piping. Two 24-ligne mounted Corps buttons.</p> <p>ORs</p> <p>OR’s (Male): As per Officer style less emerald green welts around crown</p> <p>OR’s (Female): As per Officer style less emerald green welts around crown</p>	
10	<p>Tunic</p> <p>Collar Badge</p> <p>Special Arm Badge (<i>if any</i>)</p> <p>Tunic Buttons</p>	<p>Officers (male):</p> <p>Jacket: Service Dress regulation sealed pattern, in khaki barathea. Pockets and shoulder straps fastened by 30-ligne anodised metal Corps buttons. Jacket fastened by 40-ligne anodised metal Corps buttons.</p>

		<p>Officers (Female):</p> <p>Jacket: Service Dress regulation sealed pattern, in khaki barathea. Rifle sleeves. Pockets without buttons, with slanted flap. Shoulder straps fastened by 30-ligne anodised Corps buttons. Jacket fastened by three x 40-ligne anodised metal Corps buttons.</p> <p>ORs Male - Issued No 2 Dress Tunic</p> <p>ORs Female - Issued No2 Dress Tunic</p>
11	Rank Badges	<p>Officers: Red and gold anodised and enamel.</p> <p>OR's: White on Khaki.</p>
12	Trousers	<p>Officers (male):</p> <p>Trousers: Khaki barathea of a similar shade to the jacket. No turnups. The width of the trousers is not to be more than 18” nor less than 17” at the foot. Two side and two hip pockets. No flaps to hip pockets, each of which is to be fastened by one button and buttonhole. Fly may be buttoned or zipped. Waistband to be cut level and fitted with adjusting straps</p> <p>Officers (Female):</p> <p>Skirt: Khaki barathea of a similar shade to the jacket. Narrow 'A' line with inverted, centre, front pleat. Fully lined. Length to cover knees.</p> <p>ORs Male - Issued No 2 Dress Trousers</p> <p>ORs Female - Issued No2 Dress Skirt</p>
14	Sword <i>Including scabbard & sword knot</i>	Officers & WO1's only : When ordered to.
15	Footwear <i>Including Spurs</i>	Officers (Male): Brown leather, Oxford pattern.

		<p>Officers (Female): Brown service shoe of issue pattern/court shoe at private expense; of classic style and medium heel with no decoration on the body of the shoe.</p> <p>OR's (Male): Boots Combat.</p> <p>OR's (Female): Black Issued Gibson Shoes.</p>
16	Gloves	<p>Officers: Brown Leather.</p> <p>OR's (Male): GS Issue if required.</p> <p>OR's (Female): Black Leather.</p>

NO 3 DRESS

Serial (a)	Main Features (b)	Description (c)
1	Cap badge	
2	Collar badge	
3	Facing Colour (Dress)	
4	Tunic Buttons	
5	TRF	
6	Lanyard	
7	Stable Belt	
8	Special Arm Badge Special Distinction e.g. R WELSH Flash, RIFLES Back Badge	
9	Headdress <i>Show Officers and ORs separately for each and every item below as appropriate</i> Officers ORs	
10	Tunic Collar Badge Special Arm Badge (<i>if any</i>) Tunic Buttons	
11	Rank Badges	

12	Trousers	
13	Accoutrements	
14	Sword <i>Including scabbard & sword knot</i>	
15	Footwear <i>Including Spurs</i>	
16	Gloves	

NO 4 DRESS

Serial (a)	Main Features (b)	Description (c)
1	Cap badge	<p>Officers:</p> <p>a. To be worn with No 1 Forage and Khaki barathea Dress Cap: Cap With a Laurel Wreath a dragon's head and sword: beneath a scroll bearing the motto "EX DENTIBUS ENSIS" ENSIGNED WITH The Crown. Height 4.5 cm, width 3.5 cm. Silver plate and gilt.</p> <p>b. To be worn with RADC FS Cap and beret: The approved pattern embroidered in gold and silver wire thread, dimensions 1½" high, 11/8"</p> <p>ORs: To be worn with No 1 Forage and beret: Cap With a Laurel Wreath a dragon's head and sword: beneath a scroll bearing the motto "EX DENTIBUS ENSIS" ENSIGNED WITH The Crown. Height 4.5 cm, width 3.5 cm. Coated Stainless steel</p>
2	Collar badge	<p>Male: Approved pattern in silver plate and gilt. The badges to be worn above the step of</p>

		<p>the collar with the centre line of the badge perpendicular and central to the edge of the step. The dragon's head is to face inward. The lowest portion of the badge is to be 3/8" from the edge of the step.</p> <p>Female: Approved pattern in silver plate and gilt. The badges to be worn above the step of the collar with the centre line of the badge perpendicular and central to the edge of the step. The dragon's head is to face inward. The lowest portion of the badge is to be 1/4" from the edge of the step.</p>
4	Tunic Buttons	As Serial 10
6	Lanyard	<p>Male: Approved pattern, emerald green. To be worn on the left shoulder. The loop is to be passed forward under the shoulder strap and positioned level with the top of the pocket opening. The clip end is to be passed through the loop and into the pocket, without drape.</p> <p>Female: Approved pattern, emerald green. To be worn on left shoulder fastened in place by press stud under left epaulette. Specially adapted lanyard is to be worn so that small end loop hangs vertically, lying to the front of the left sleeve seam.</p>
7	Parade Belt	<p>Officers: Brown leather Sam Browne with one brace and brass furniture, without frog. Frog to be worn when carrying sword.</p> <p>OR's: WO1's only when ordered to.</p> <p>Male: Green Plastic.</p> <p>Female: None.</p>
9	<p>Headdress</p> <p><i>Officers</i></p>	<p>Officers (Male): Blue cloth Forage Cap universal pattern, emerald green cloth band 1</p>

		<p>$\frac{3}{4}$" wide emerald green welts at top of band and around crown. Chin strap of black patent leather $\frac{1}{2}$" wide secured by two 24-ligne mounted Corps buttons.</p> <p>Officers (Female): Dark blue felt Forage Cap Hobson and Sons pattern, emerald green cloth band 2" wide at the front, tapering to 1" at the rear. emerald green welts at top of band and around crown Chinstrap of black patent leather, $\frac{3}{8}$" wide and secured by two 24-ligne mounted Corps buttons.</p> <p>Male: Khaki barathea Service Dress. Cap universal pattern. Chin strap of polished brown leather $\frac{1}{2}$" wide and secured by two 24-ligne mounted Corps buttons. The cap badge is to be positioned centrally with the lower portion clearing the chin strap.</p> <p>Female: Khaki barathea Service Dress Cap Hobson & Sons pattern. Chin strap of polished brown leather $\frac{3}{8}$" wide and secured by two 24-ligne mounted Corps buttons. The cap badge is to be positioned centrally with the lower portion clearing the chin-strap.</p> <p>RADC FS Cap. Standard pattern. Emerald green body and top, edged with cherry red piping. Dark blue flaps and peak. Flaps edged with cherry red piping. Two 24-ligne mounted Corps buttons.</p> <p>OR's (Male): As per Officer style less emerald green welts around crown</p> <p>OR's (Female): As per Officer style less emerald green welts around crown</p>
	ORs	
10	Tunic Collar Badge Special Arm Badge (<i>if any</i>)	Male : As for No 2 Dress, but in stone coloured polyester and wool worsted material.

	Tunic Buttons	Female: As for No 2 Dress, but in lightweight stone coloured material. Length to cover knee.
11	Rank Badges	Officers: Red and gold anodised and enamel. OR's: White on Khaki.
12	Trousers	Male : As for No 2 Dress, but in stone coloured polyester and wool worsted material. Female: As for No 2 Dress, but in lightweight stone coloured material. Length to cover knee.
14	Sword <i>Including scabbard & sword knot</i>	Officers & WO1's only: When ordered to.
15	Footwear <i>Including Spurs</i>	Officers (Male): Brown leather, Oxford pattern. Officers (Female): Brown service shoe of issue pattern/court shoe at private expense; of classic style and medium heel with no decoration on the body of the shoe. OR's (Male): Boots Combat. OR's (Female): Black Issued Gibson Shoes.
16	Gloves	Officers: Brown Leather. OR's (Male): GS Issue if required. OR's (Female): Black Leather.

NO 5 DRESS

Serial (a)	Main Features (b)	Description (c)
1	Cap badge	Offrs Cloth - Laurel Wreath a dragon's head and sword: beneath a scroll bearing the motto "EX DENTIBUS ENSIS" ENSIGNED WITH The Crown. ORs - Cap With a Laurel Wreath a dragon's head and sword: beneath a scroll bearing the motto "EX DENTIBUS ENSIS" ENSIGNED WITH The Crown. Height 4.5 cm, width 3.5 cm. Coated Stainless steel

5	TRF	To be Issued
7	Belt	Belt, Green, Plastic.
9	Headdress	Hat, Desert. (Beret where permitted)
10	Tunic Collar Badge Special Arm Badge (<i>if any</i>) Tunic Buttons	Smock, Desert Combat
11	Rank Badges	Issued Desert Combat Rank Badges.
12	Trousers	Trousers, Desert Combat.
15	Footwear <i>Including Spurs</i>	Boots, Desert.

NO 8 DRESS

Serial (a)	Main Features (b)	Description (c)
1	Cap badge	Offrs Cloth - Laurel Wreath a dragon's head and sword: beneath a scroll bearing the motto "EX DENTIBUS ENSIS" ENSIGNED WITH The Crown. ORs - Cap With a Laurel Wreath a dragon's head and sword: beneath a scroll bearing the motto "EX DENTIBUS ENSIS" ENSIGNED WITH The Crown. Height 4.5 cm, width 3.5 cm. Coated Stainless steel
5	TRF	To be Issued
7	Stable Belt	Or Belt Green Plastic
9	Headdress	Beret or Helmet
10	Tunic Collar Badge Special Arm Badge (<i>if any</i>) Tunic Buttons	Smock Combat as issued.
11	Rank Badges	Issued Rank Badges.

12	Trousers	Combat Trousers.
15	Footwear <i>Including Spurs</i>	Boots Combat

NO 10 DRESS

Serial (a)	Main Features (b)	Description (c)
1	Cap badge	<p>Male Offrs -To be worn with No 1 Forage and Khaki barathea Dress Cap: Cap With a Laurel Wreath a dragon's head and sword: beneath a scroll bearing the motto "EX DENTIBUS ENSIS" ENSIGNED WITH The Crown. Height 4.5 cm, width 3.5 cm. Silver plate and gilt.</p> <p>Male ORs -Cap With a Laurel Wreath a dragon's head and sword: beneath a scroll bearing the motto "EX DENTIBUS ENSIS" ENSIGNED WITH The Crown. Height 4.5 cm, width 3.5 cm. Coated Stainless steel</p>
2	Collar badge	<p>Officer (Male): Approved pattern embroidered in gold and silver wired thread. Dimensions are height 1½", width 11/8". The badges are to be positioned centrally on the collar. The top of the crown on the collar badge is to be ¾" below the medals. If no medals are worn the collar badges are to be positioned so that the top of the crown is 4" below the horizontal line of the shirt collar.</p> <p>Officer (Female): Approved pattern embroidered in gold and silver wired thread. Dimensions are height 1 ½", width 11/8". The badges are to be positioned centrally on the lapel, aligned vertically. Miniature medals to be worn on the left lapel, centred, with the base of the medals ¾" above the top of the crown of the collar badge.</p> <p>SNCO (Male): Approved pattern in silver plate and gilt. The</p>

		<p>badges to be worn above the step of the collar with the centre line of the badge perpendicular and central to the edge of the step. The dragon's head is to face inward. The lowest portion of the badge is to be 3/8" from the edge of the step.</p> <p>SNCO (Female): Approved pattern in silver plate and gilt. The badges to be worn above the step of the collar with the centre line of the badge perpendicular and central to the edge of the step. The dragon's head is to face inward. The lowest portion of the badge is to be 1/4" from the edge of the step.</p>
3	Offrs & ORs Female Dress	<p>a. <u>Design</u>: Generally in accordance with DCTA Specification Women's No 10 Dress Army. Full length crepe gown in dark navy satin back crepe with round neck with 3cm navy satin band. Long sleeves, with two 3cm wide satin bands separated by 3cms at the cuff. Epaulettes in green crepe, 3/8 inch gold embroidered ranking.</p> <p>b. <u>Cummerbund</u>: The cummerbund in green crepe with green velvet centre panel. The cummerbund is to be formed with 5 equidistantly spaced, downward facing horizontal pleats and a centre panel of Corps green velvet, fastened at the back by 5 x 18-ligne navy crepe covered buttons and green crepe loops.</p> <p>c. <u>Skirt</u>: The skirt is to be equidistantly pleated, with the pleats facing backwards from the front panel to the centre back. Plain centre panel approx 15 cm wide dependent on dress size.</p>
4	Tunic Buttons	As Serial 10
5	Vest	Vest of emerald green superfine cloth front with back of emerald green artificial silk. "U" shaped opening in front. No collar. Fastened with four 24-ligne, mounted Corps buttons. Two flapless pockets.
9	Headdress <i>Officers</i> <i>ORs</i>	<p>Officers (Male): Blue cloth Forage Cap universal pattern, emerald green cloth band 1 3/4" wide emerald green welts at top of band and around crown. Chin strap of black patent leather 1/2" wide secured by two 24-ligne mounted Corps buttons.</p> <p>OR's (Male): As per Officer style less emerald green welts</p>

		around crown
10	Tunic Collar Badge Special Arm Badge (<i>if any</i>) Tunic Buttons	<p>Officer (Male): Navy blue superfine cloth, lined in scarlet artificial silk, with emerald green superfine cloth roll collar and gauntlet cuffs.</p> <p>Cuffs 6” deep at the point and 4” behind. Emerald green superfine cloth shoulder straps 1½” wide at the base, tapering to 1” at the rounded points, each fastened by one 24-ligne, mounted Corps button. The shoulder straps are to be sewn in at the shoulder. Four 24-ligne mounted Corps buttons and false button holes on the front. No gold braid or piping. Lined pockets.</p> <p>Officer & SNCO (Female): Murrison style jacket in navy blue superfine cloth. High collar, lapels, epaulettes and gauntlet cuffs in Corps green superfine cloth. Cuff 5¾” at the point and 3¾” behind. Shoulder straps 2in wide at base, tapering to 13/8" at the rounded points, each fastened by one 24-ligne, mounted Corps button. Four pairs of 24-ligne mounted Corps buttons are on the front, close to edge of jacket.</p> <p>Jacket has one inner lined pocket and is fully lined in scarlet artificial silk, except for the inner surface of the collar which is lined in dark blue/black artificial silk.</p> <p>The lower border of the jacket is to be cut to follow the contour of the underlying dress' waist seam ie lower at centre front than at the sides. The jacket has a centre back ‘tail’. The coloured cummerbund of the dress is thus completely covered by the jacket.</p> <p>SNCO (Male): Navy blue superfine cloth, lined in scarlet artificial silk, with emerald green superfine cloth roll collar. Four 24-ligne mounted Corps buttons and false button holes on the front. Lined pockets</p>
11	Rank Badges	<p>Officers: 5/8” Gold Embroidered on epaulettes.</p> <p>SNCO’s: Gold embroidered on Navy worn on right sleeve. Point of Chevrons 10½” from shoulder, WOs’ 6½” from the bottom of the sleeve.</p>

12	Trousers	<p>Male Offrs - Dark blue barathea, universal pattern. One emerald green superfine cloth stripe of width 1¾” down each outer side seam. No turnups. One fob pocket. Leather strap and buckle under the instep.</p> <p>Male ORs - Dark blue barathea, universal pattern. One emerald green superfine cloth stripe of width 1¾” down each outer side seam. No turnups. One fob pocket.</p>
13	Accoutrements	
14	Sword <i>Including scabbard & sword knot</i>	
15	Footwear <i>Including Spurs</i>	<p>Officer (Male): As for No 1 Dress.</p> <p>SNCO's (Male): Black, service pattern.</p> <p>Female: Black or dark blue evening shoes, plain design</p> <p>Field Officers are to wear swan-necked, plated dress spurs.</p>

NO 11 DRESS

Serial (a)	Main Features (b)	Description (c)
1	Cap badge	<p>Male Offrs -To be worn with No 1 Forage and Khaki barathea Dress Cap: Cap With a Laurel Wreath a dragon's head and sword: beneath a scroll bearing the motto “EX DENTIBUS ENSIS” ENSIGNED WITH The Crown. Height 4.5 cm, width 3.5 cm. Silver plate and gilt.</p> <p>Male ORs -Cap With a Laurel Wreath a dragon's head and sword: beneath a scroll bearing the motto “EX DENTIBUS ENSIS” ENSIGNED WITH The Crown. Height 4.5 cm, width 3.5 cm. Coated Stainless steel</p>

2	Collar badge	Officers: As for No 2 Dress, but positioned as for No 10 Dress SNCO's: As for No 10 Dress
3	Offrs & ORs Female Dress	a. <u>Design</u> : Generally in accordance with DCTA Specification Women's No 10 Dress Army. Full length crepe gown in dark navy satin back crepe with round neck with 3cm navy satin band. Long sleeves, with two 3cm wide satin bands separated by 3cms at the cuff. Epaulettes in green crepe, 3/8 inch gold embroidered ranking. b. <u>Cummerbund</u> : The cummerbund in green crepe with green velvet centre panel. The cummerbund is to be formed with 5 equidistantly spaced, downward facing horizontal pleats and a centre panel of Corps green velvet, fastened at the back by 5 x 18-ligne navy crepe covered buttons and green crepe loops. c. <u>Skirt</u> : The skirt is to be equidistantly pleated, with the pleats facing backwards from the front panel to the centre back. Plain centre panel approx 15 cm wide dependent on dress size.
4	Tunic Buttons	As Serial 10
5	Vest	Vest of emerald green superfine cloth front with back of emerald green artificial silk. "U" shaped opening in front. No collar. Fastened with four 24-ligne, mounted Corps buttons. Two flapless pockets.
9	Headdress <i>Show Officers and ORs separately for each and every item below as appropriate</i> Officers ORs	Officers (Male) : Blue cloth Forage Cap universal pattern, emerald green cloth band 1 3/4" wide emerald green welts at top of band and around crown. Chin strap of black patent leather 1/2" wide secured by two 24-ligne mounted Corps buttons. OR's (Male) : As per Officer style less emerald green welts around crown
10	Tunic Collar Badge	Officer (Male) : White Satin Drill with roll collar and pointed cuffs 5" high and 2 1/2" behind.

	Special Arm Badge (<i>if any</i>) Tunic Buttons	Shoulder straps of similar material 1½” wide at the base tapering to 1” at the rounded points, each fastened by one 24-ligne mounted Corps button. The shoulder straps are to be sewn in at the shoulders. No front buttons, braid or piping. One inside pocket. SNCO (Male): White satin drill with roll collar and pointed cuffs 5” high and 2½” behind. No front buttons, braid or piping. One inside pocket. Female: No Jacket.
11	Rank Badges	Male: As for No 2 Dress Officers (Female): 5/8” Gold embroidered. SNCO’S (Female): SNCOs (Optional) 1½” Gold embroidered on Dental green on left breast.
12	Trousers	Male Offrs - Dark blue barathea, universal pattern. One emerald green superfine cloth stripe of width 1¾” down each outer side seam. No turnups. One fob pocket. Leather strap and buckle under the instep. Male ORs - Dark blue barathea, universal pattern. One emerald green superfine cloth stripe of width 1¾” down each outer side seam. No turnups. One fob pocket.
13	Cummerbund	Cummerbund of emerald green superfine cloth. Fastening at the back.
15	Footwear <i>Including Spurs</i>	Officer (Male): As for No 1 Dress. SNCO’s (Male): Black, service pattern. Female: Black or dark blue evening shoes, plain design Field Officers are to wear swan-necked, plated dress spurs.

SMALL ARMS SCHOOL CORPS

AUTHORISED DRESS FOR THE SASC

Ser	Main Features	Description	Remarks
No1 Dress			
1	Cap Badge	A Vickers Machine Gun, thereon a pair of crossed rifles with bayonets fixed; a crown within the angle formed by the rifles above the machine gun; the whole laurel wreath; on the wreath scrolls inscribed on the left side “SMALL” on the bottom “ARMS” and on the right “SCHOOL”.	Officers and WO1s: Wear a cloth, wire embroided cap badge. The badge is to be stitched 5mm above the leather band. WO2s and SNCOs: Wear the anodised aluminium / white metal cap badge.
2	No. 1 Dress Forage Cap	Cap, Service, Mans, Royals The cap is blue with red piping and band and has a seam at the rear of the cap. Black patent chinstrap with stud on the left side. WOs and SNCOs wear small buttons. Officers wear small-engraved buttons as supplied by the Corps tailor. Officers: No1 Dress/Forage Hat, Field Officers hat has silver decoration on the peak. Available from the Corps Tailor.	The No1 Forage Cap is worn by all ranks with No1 Dress and by Officers in Mess Dress. Officers and WO1s wear a small cap badge, with the Vickers machine Gun pointing to the right; officers will wear it in the centre of the red band whilst WO1s will wear it towards the top of the red band. The badge is to be silver for Officers and for WO1s. WO2s and SNCOs are to wear the issued anodised aluminium cap badge centrally with the bottom of the badge immediately above the chinstrap.
3	Uniform	Jacket, Mans, No1 Dress, All Ranks, Blue. Trousers, Mens, No1 Dress, All Ranks, Blue.	Officers and WO1s: Shoulder cord, gold, No 3A. WO2s and SNCOs: Shoulder strap, No1 Dress, blue/light blue piping.
4	Buttons	Officers, WOs and SNCOs: Issued SASC medium buttons.	
5	Collar Badges	Officers, WOs and SNCOs: Anodized aluminium.	To be worn centrally 50mm from the collar opening with the Vickers Machine Gun pointing inwards.

Ser	Main Features	Description	Remarks
6	Badges of Rank	<p>Officers: 5/8" Dead Silver (Bath) stars. Crowns are to be Dead Silver also.</p> <p>WOs & SNCOs: Silver wire badge of rank on a Cambridge blue backing is worn on the right sleeve only. The Special to Arm badge is silver wire and worn on a Cambridge blue backing and worn on the right sleeve.</p>	<p>WOs: The centre of the badge is to be 165mm above the right sleeve</p> <p>SNCO: The lower point of the lower chevron to be 265mm below the shoulder seam</p>
7	Parade Belt	<p>Officers and WO1s (Ceremonial Order): Maroon Sash and sword belt with accoutrements.</p> <p>Officers and WO1s (Chapel Order): Sam Browne (without frog).</p> <p>WO2s & SNCOs (Ceremonial Order): White ceremonial plastic belt with SASC Silver Lock Buckle.</p> <p>WO2s & SNCOs (Chapel Order): No1 Dress cloth belt.</p>	<p>Belt, Ceremonial</p> <p>Belt, Waist, Sam Browne and Belt, Shoulder, Sam Browne</p> <p>SASC Silver Lock Buckle</p>
8	Sash	<p>WO2s & SNCOs (Ceremonial Order): Sash, Scarlet Shoulder. Worn over the right shoulder.</p>	<p>The bottom of the sash tassel should be approximately level with the bottom edge of the jacket.</p> <p>Not to be worn in Chapel Order.</p>
9	Sword	<p>Infantry pattern. Ceremonial sword knot with Maroon Sash, Sword Belt and accouchements.</p> <p>NOTE: <i>The Basket of the sword must face to the Rear</i></p>	Officers and WO1s
10	Lanyard	Dark blue and Cambridge blue.	To be worn on the left shoulder. The clasp end of the lanyard is to be fully inserted into the outside corner of the left breast pocket with the lanyard loop coming from over the shoulder and not from under the armpit.

Ser	Main Features	Description	Remarks
11	Gloves	Officers and WOs (Ceremonial Order): Gloves, Cotton, White, Unmarked. Officers and WOs (Chapel Order): Gloves, Men's, Brown, Leather. SNCOs (Ceremonial Order): Gloves, Cotton, White, Unmarked. SNCOs (Chapel Order): None.	
12	Footwear	Officers and WOs (Ceremonial Order): George Boots. Officers and WOs (Chapel Order): George Boots. SNCOs: Shoes, Service, Black Leather, with Toecap	
13	Socks	As issued and appropriate to footwear.	
14	Pace Stick	Pace Stick	Corps RSM or the senior by appointment WO2 to carry as required.

Ser	Main Features	Description	Remarks
No. 2 Dress			
15	Headdress	Officers and WO1s: As Ser 2 above. Other Ranks: Cap, Service, Mans, Royals	
16	No2 Dress	All Ranks: Uniform, Mans, No2 Dress, Army, All Ranks.	
17	Collar Badges	Officers and WO1s: Dead Silver. WO2s and SNCOs: Anodized aluminium.	To be worn with the centre of the badge 25mm above the step of the lapel with the Vickers Machine-Guns pointing inwards.
18	Buttons	Officers and WO1s: Dead Silver SASC medium buttons. WO2s and SNCOs: Issued SASC medium buttons.	
19	Lanyard	Dark blue and Cambridge blue.	To be worn on the left shoulder. The clasp end of the lanyard is to be fully inserted into the outside corner of the left breast pocket with the lanyard loop coming from over the shoulder and not from under the armpit.
20	Medals	Court mounted and worn centrally above the left breast pocket. Medal ribbons are to be 35mm in width and 10mm in depth. In tropical uniform medal ribbons are to be mounted on a brooch.	Not at public expense.
21	Sword	Infantry pattern, brown leather scabbard and sword knot.	

Ser	Main Features	Description	Remarks
22	Belt	<p>Officers and WO1s: Belt, Waist, Sam Browne and Belt, Shoulder, Sam Browne.</p> <p>WO2: Brown leather sword belt. At the front a silver lock buckle embossed with the cap badge.</p> <p>SNCO: White ceremonial plastic belt fitted with a Silver Lock SASC Cap badge buckle.</p>	<p>Purchased from HQ SASC.</p> <p>Buckle purchased from HQ SASC.</p>
23	Sash	WO2s & SNCOs: Red sash is worn over the right shoulder.	The bottom of the tassel should be approximately level with the bottom edge of the jacket.
24	Badges of Rank	<p>Officers: 5/8" Dead Silver (Bath) stars. Crowns are to be Dead Silver also.</p> <p>WOs & SNCOs: Badge of rank is worn on both sleeves; the Special to Arm badge is worn on the right sleeve only.</p>	<p>WOs: The centre of the badge is to be 165mm above the right sleeve.</p> <p>SNCO: The lower point of the lower chevron to be 265mm below the shoulder seam.</p>
25	Tie	All Ranks: Tie, Army, No 2 Dress, Stone.	The tie which is to be worn by Officers and WOs is the issued tie.
26	Shirt	All Ranks: Shirt, Mans, Fawn, Army, All Ranks, Long Sleeved.	Officers: Issued shirt with appropriate SASC Rank Slide, fawn with SASC in Cambridge blue stencilling.
27	Footwear	<p>Officers and WOs: Shoes, Service, Brown Leather, Oxford.</p> <p>SNCOs: Shoes, Service, Black Leather with Toecap.</p>	
28	Socks	<p>Officers and WOs: Sock, Men's, Thin, Wool/Nylon, Khaki.</p> <p>SNCOs: Issued Black Socks.</p>	
29	Gloves	Officers and WOs: Gloves, Men's, Brown, Leather.	

Ser	Main Features	Description	Remarks
30	Pace Stick	Pace Stick	As Ser 14.

Ser	Main Features	Description	Remarks
Barrack Dress			
31	Headdress	Officers and WO1s: Khaki Service Dress Cap. WO2s & SNCOs: Beret.	Officers and WO1s: Service Dress Cap is to be privately purchased.
32	Shirt (Shirt Sleeve Order)	Officers: Pale cream shirt with rank slide of similar material with SASC in Cambridge blue stencilling WOs & SNCOs: Issued shirt with appropriate SASC Rank Slide, fawn with SASC in Cambridge black stencilling.	.
33	Shirt (Jersey Order)	All Ranks: Shirt, Mans, Fawn, Army, All Ranks, Long Sleeved.	
34	Corps Jersey	All Ranks: SASC Corps Jersey in rifle green with epaulettes and SASC medium buttons (as issued).	Officers: Appropriate SASC Rank Slide, rifle green with SASC
35	Trousers	All Ranks: Trousers, Mans, Barrack Dress, Army, All Ranks.	
36	Lanyard	As Serial 18 above.	Short Sleeve Order only.
37	Stable Belt	55mm in width. A rifle green background with the following colours stripped through: Gold, Navy blue and Scarlet red. Fastening straps positioned on the left hip with adjustment bar at the rear.	Short Sleeve Order and PCS (CU) providing the shirt can be tucked in. Not to be worn in Jersey Order.







Ser	Main Features	Description	Remarks
38	Badges of Rank (Shirt Sleeve Order)	Officers: Epaulette slides. WOs & SNCOs: WOs wear brown wrist straps with the badge of rank in anodised aluminium. SNCOs: Badge of rank and Special to Arm badge is worn on the right sleeve only.	Purchased from HQ SASC. SNCO: The lower point of the lower chevron to be 265mm below the shoulder seam. Special to Arm badges can be purchased from HQ SASC.
39	Badges of Rank (Jersey Order)	Officers: Epaulette slides. WOs & SNCOs: Badge of rank is worn on the right sleeve only. The Special to Arm badge is also worn on the right sleeve.	Purchased from HQ SASC. WOs: The centre of the badge is to be 165mm above the right sleeve. SNCO: The lower point of the lower chevron to be 265mm below the shoulder seam.
40	Epaulette Slides	Jersey Order – rifle green epaulette slides embroidered SASC in white. Barrack Dress (SSO) – the epaulette slides are of a matching colour, embroidered SASC in black.	Purchased from HQ SASC.
41	Tie	All Ranks: Tie, Army, No 2 Dress, Stone.	Not worn in Short Sleeve Order.
42	Shoes	Officers and WOs: Shoes, Service, Brown Leather, Oxford. SNCO: Shoes, Service, Black Leather, with Toecap.	
43	Socks	Officers and WOs: Sock, Men's, Thin, Wool/Nylon, Khaki. SNCO: Issued Black Socks.	







Ser	Main Features	Description	Remarks
Personal Clothing System (Combat Uniform) PCS(CU)			
44	Beret	Rifle green.	
45	Cap Badge	See Serial 1 above.	
46	Smock	Smock, Combat, Windproof, MTP.	Issued green belt or webbing belt is to be worn. Multi tools are not to be worn on the belt.
47	Jacket	Jacket, Combat, Temperate Weather MTP.	All SASC are to conform to direction from the unit which they are serving with, please note that the Corps stable Belt is to be worn if the Jacket is tucked in.
48	Trousers	Trousers, Combat, Temperate Weather MTP.	The bottom of the trouser legs are to be secured using the draw cords. Trousers are not to be left hanging loose and are to be pressed flat.
49	Rank Slides	All Ranks: PCS (CU) Rank Slides as issued for the field. In barracks the Olive Green slide is to be worn.	
50	Tactical Recognition Flash (TRF)	The TRF is to worn on PCS (CU) Jackets and Smocks. It is positioned centrally on the blanking plate and worn on the right sleeve.	60mm x 60mm size. Available from HQ SASC.




Ser	Main Features	Description	Remarks
Mess Dress			
51	Headdress	Officers: As per Ser 2 above	Officers only.
52	Jacket	<p>Officers: Scarlet superfine 1939 pattern, as held by the Corps Tailor. Cambridge blue lining rolled collar and cuffs in Cambridge blue, scarlet epaulettes with small buttons and badge engraved. Gold embroidered badges of rank.</p> <p>WOs and SNCOs: As for officers with collar and cuffs in Cambridge blue but with no epaulettes. Gold embroidered rank insignia on Cambridge blue backing.</p>	The blue cuff for SNCOs was introduced in 2014 but those who had purchased the previous version may continue to wear it.
53	Collar Badges	<p>Officers and WO1s: Dead Silver.</p> <p>WOs and SNCOs: Anodized aluminium.</p>	To be worn with the Vickers Machine-Gun pointing inwards.
54	Waistcoat	Cambridge blue superfine with Cambridge blue lining with 4 x small buttons with badge engraved.	
55	Badges of Rank	<p>Officers: Embroidered Bath Star.</p> <p>WOs and SNCOs: Gold on Cambridge blue.</p>	Qualification badges may be worn.
56	Medals	<p>Miniature court-mounted.</p> <p>Worn on the left lapel in Mess Dress with the bottom edge of the</p>	Not at public expense.




Ser	Main Features	Description	Remarks
		medals 25mm above the top centre of the collar badge.	
57	Shirt	White, Marcella with collar.	Buttons are to be white or hidden, black buttons are not to be visible. Regular collar is to be worn.
58	Trousers	Blue with 25mm (1”) red stripe as held by the Corps tailor.	
59	Footwear	All Ranks: George boots.	Bulled or patent leather.

SMALL ARMS SCHOOL CORPS DRESS ACCOUTREMENTS




Ser	Item	Graphic	Remarks
1	Majors Crown Dead Silver		Worn in No1 and No2 Dress. Available for purchase from HQ SASC
2	Majors Crown wire embroidered		Worn in Mess Dress. Available from the Regt Tailor.
3	Captains Bath Star - Dead Silver		Worn in No1 and No2 Dress. Available for purchase from HQ SASC
4	Captains Bath Stars Wire Embroidered		Worn in Mess Dress. Available from the Regt Tailor.
5	WO2s & SNCOs aluminium Collar Badges		Worn with No 2 Dress, No 1 Dress and Mess Dress. As issued
6	Officers & WO1s Silver Dead Silver Collar Badges		Worn with No 1 Dress, No 2 Dress and Mess Dress. Available for purchase from HQ SASC





Ser	Item	Graphic	Remarks
7	Officers embroided Capbadge		Worn by Officers and WO1s Worn in the beret and available for purchase from HQ SASC
8	WO2 and SNCOs aluminium Cap Badge		Worn in the beret. As issued
9	WO2 and SNCOs Nickell Silver Cap Badge		Worn in the beret and available for purchase from HQ SASC
10	Officers and WO1s Forge Cap Badge		Worn by Officers and WO1s Worn in the Forge and Service Dress Cap and available for purchase from HQ SASC.
11	Officers and WO1s (Dead Silver) buttons		Worn in No 2 Dress. Available for purchase from HQ SASC.
12	WO2s and SNCOs aluminium buttons		Worn in No1 Dress and No 2 Dress. As issued.

Ser	Item	Graphic	Remarks
13	Shoulder Slides		WO1 and below. Worn in barrack dress with shirtsleeve order. Available for purchase from HQ SASC.
14	Shoulder Slides Capt		Worn in barrack dress with shirtsleeve order. Available for purchase from HQ SASC.
15	Shoulder Slides Maj		Worn in barrack dress with shirtsleeve order. Available for purchase from HQ SASC.





Ser	Item	Graphic	Remarks
16	Shoulder Slides Lt Col		Worn in barrack dress with shirtsleeve order. Available for purchase from HQ SASC.
17	Rank Slide Sgt		Worn with PSC (CU) Smocks and Jackets. Available for purchase from HQ SASC.
18	Rank Slide SSgt		Worn with PSC (CU) Smocks and Jackets. Available for purchase from HQ SASC.







Ser	Item	Graphic	Remarks
19	Rank Slide QMSI		Worn with PSC (CU) Smocks and Jackets. Available for purchase from HQ SASC.
20	Rank Slide DSM/WSM		Worn with PSC (CU) Smocks and Jackets. Available for purchase from HQ SASC.
21	Rank Slide SMI		Worn with PSC (CU) Smocks and Jackets. Available for purchase from HQ SASC


Ser	Item	Graphic	Remarks
22	Rank Slide Corps RSM		Worn with PSC (CU) Smocks and Jackets. Available for purchase from HQ SASC
23	Rank Slide Capt		Worn with PSC (CU) Smocks and Jackets. Available for purchase from HQ SASC
24	Rank Slide Maj		Worn with PSC (CU) Smocks and Jackets. Available for purchase from HQ SASC.

Ser	Item	Graphic	Remarks
25	Rank Slide Lt Col	 A dark olive green rank slide featuring a blue and white embroidered crown at the top, a blue and white embroidered diamond-shaped insignia in the middle, and the letters "SASC" in black at the bottom.	Worn with PSC (CU) Smocks and Jackets. Available for purchase from HQ SASC.
26	Rank Slide Col	 A dark olive green rank slide featuring a blue and white embroidered crown at the top, two blue and white embroidered diamond-shaped insignia in the middle, and the letters "SASC" in black at the bottom.	Worn with PSC (CU) Smocks and Jackets. Available for purchase from HQ SASC.
27	Corps Jersey Sgt Chevrons	 A black and white embroidered chevron insignia with three horizontal bars.	Worn with Barrack Dress Jersey order. Available for purchase from HQ SASC.
28	Corps Jersey SSgt Crown	 A black and white embroidered crown insignia with a central crest and a banner at the base.	Worn with Barrack Dress Jersey order. Available for purchase from HQ SASC.

Ser	Item	Graphic	Remarks
29	Corps Jersey DSM/WSM Crown		Worn with Barrack Dress Jersey order. Available for purchase from HQ SASC.
30	Corps Jersey QMSI Badge		Worn with Barrack Dress Jersey order. Available for purchase from HQ SASC.
31	Corps Jersey SMI Badge		Worn with Barrack Dress Jersey order. Available for purchase from HQ SASC.
32	Corps Jersey Corps RSM Badge		Worn with Barrack Dress Jersey order. Available for purchase from HQ SASC.
33	Corps Jersey WO and SNCOs shoulder epaulette slide		Worn with Barrack Dress Jersey order. Available for purchase from HQ SASC.

Ser	Item	Graphic	Remarks
34	Corps Jersey Capt shoulder epaulette slides	 A dark green rectangular epaulette with three diamond-shaped slides in the center, each containing a sunburst emblem. The letters "SASC" are embroidered in white at the bottom.	Worn with Barrack Dress Jersey order. Available for purchase from HQ SASC.
35	Corps Jersey Maj shoulder epaulette slides	 A dark green rectangular epaulette with a single crown-shaped slide in the center, containing a sunburst emblem. The letters "SASC" are embroidered in white at the bottom.	Worn with Barrack Dress Jersey order. Available for purchase from HQ SASC.
36	Corps Jersey Lt Col shoulder epaulette slides	 A dark green rectangular epaulette with a crown-shaped slide in the center, containing a sunburst emblem, and a diamond-shaped slide below it, also containing a sunburst emblem. The letters "SASC" are embroidered in white at the bottom.	Worn with Barrack Dress Jersey order. Available for purchase from HQ SASC.
37	Corps Jersey Special to Arm Badge	 A dark green rectangular badge with a white cross in the center. The cross has a red and white striped pattern. The letters "SASC" are embroidered in white at the bottom.	Worn with Barrack Dress Jersey order. Available for purchase from HQ SASC.

Ser	Item	Graphic	Remarks
38	Corps Jersey Parachute wings		Worn with Barrack Dress Jersey order. Available for purchase from HQ SASC.
39	Corps Jersey Army 100 Badge		Worn with Barrack Dress Jersey order. Available for purchase from ARA.
40	Sgt Chevrons Barrack Dress		Worn with Barrack Dress shirt sleeve order. As issued.
41	SSgt Crown Barrack Dress		Worn with Barrack Dress shirt sleeve order. As issued.
42	Special to Arm Badge Barrack Dress		Worn with Barrack Dress shirt sleeve order. Available for purchase from HQ SASC.
43	Stable Belt		Worn in barrack dress. (Never worn on the outside of a Corps Jersey). Available for purchase from HQ SASC.




Ser	Item	Graphic	Remarks
44	Sword Belt		Worn by WO2s whilst in No2 Dress. Available for purchase from HQ SASC.
45	Tactical Recognition Flash (TRF)		Worn with PSC (CU) Smocks and Jackets. Available for purchase from HQ SASC.
46	Silver Lock Buckle		Worn with a white plastic belt for SNCOs in No1 and No2 Dress. Buckle only available for purchase from HQ SASC.
47	Beret with badge Officer and WO1		Officers embroidered Cap badge Available for purchase from HQ SASC.
48	Beret with badge WO2 and below		WO2 and SNCOs aluminium Cap Badge. QM issue and available through HQ SASC.
49	Lanyard		As worn by all members of the SASC with No1 Dress, Service or No 2 Dress. Also worn when in shirt sleeve order barrack dress.

Ser	Item	Graphic	Remarks
50	Forage Cap Field Officer and Corps Adjutant		Worn in No 1 Dress, No 2 Dress and Mess Dress. Not at Public expense.
51	Forage Cap Officer and WO1		Worn only in No 1 and No 2 Dress. Worn in Mess Dress by Officers only. Not at Public expense.
52	Forage Cap WO2 and below		Worn in No 1 and No 2 and Mess Dress.
53	Service Dress Cap		Worn in Barrack Dress by Officers and WO1s. Not at Public expense.
54	Officers and WO1s' Forage Cap Chin Strap Buttons Dead Silver		Purchased from HQ SASC.
55	WOs and SNCOs Chin Strap Buttons		As issued.
56	Corps Mess Dress Army 100 Badge		Purchased from HQ SASC.

Ser	Item	Graphic	Remarks
57	Corps Tie		Purchased from HQ SASC.

**ANNEX C TO
SASC DRESS REGS
DATED Feb 2013**

SASC NO 1 DRESS

Ser	Officer	Officer	WO2
1			



ANNEX D TO
SASC DRESS REGS
DATED Feb 2013

SASC NO 2 DRESS


Ser	Officer	WO2	SNCO
1			

**ANNEX E TO
SASC DRESS REGS
DATED Feb 2013**

SASC BARRACK DRESS SHIRT SLEEVE ORDER

Ser	Officer	WO2	SNCO
1			

SASC BARRACK DRESS JERSEY ORDER


Ser	Officer	WO2	SNCO
1			

ANNEX F TO
SASC DRESS REGS
DATED Feb 2013

SASC MESS DRESS

Ser	Officer	WO2	SNCO
1			

INTELLIGENCE CORPS

Serial (a)	Main Features (b)	Description (c)
1	Cap Badge	<p>A Union rose, surmounted by a crown and flanked by laurel leaves, with Intelligence Corps underwritten. Facing for the cap badge is to be cypress green. Height of badge is 4.5 cm, width 4.3 cm.</p> <p>The Union rose symbolizes silence and trustworthiness and derives from the phrase ‘sub rosa’. The surmounted crown denotes loyalty to the Crown and the laurel leaves denote victory.</p> <p>Offrs and WO1s wear an embroidered cap badge while WO2s, SNCOs and JNCOs wear ordnance issued gilt anodized cap badge.</p>
2	Collar Badge	<p><u>Offr/WO1</u>: Silver collar dogs.</p> <p><u>Offr / WO1 Male</u>: to be worn vertically, ½” from the bottom seam of the collar and 2” from the front of the collar.</p> <p><u>Offr / WO1 Female</u>: to be worn on the step of the collar 5/8” from the bottom and ¼” from the outside edge, parallel to the line of the jacket front buttons.</p> <p><u>WO2/SNCO/JNCO</u>: Gold ordnance issues collar dogs.</p> <p><u>Male</u>: Ordnance issue, 1.25” high anodised with single shank. To be worn vertically, ½ “ from the bottom seam of the collar and 2” from the front of the collar.</p> <p><u>Female</u>: to be worn on the step of the collar 5/8” from the bottom and ¼” from the outside edge, parallel to the line of the jacket front buttons.</p>
3	Tunic Buttons	Domed brass button mounted with Intelligence Corps crest.
4	TRF	<p>Cypress Green – 20mm each side Pantone 350</p> <p>French Grey – 15mm wide in centre</p> <p>Scarlet – 2 x 2.5mm</p> 

5	Lanyard	<p>Ordnance issue green No 7.</p> <p>To be worn with the shipped end of the braid to the rear and the loose end tucked into the left side of the left breast pocket, under the flap, securely fastened.</p>
6	Stable Belt	<p>Exists in two forms, side fastening with leather buckles and straps, or with a chrome plate and ordnance issue cap badge.</p> <p>Stable belts are not issue equipment and a green plastic working belt may be worn as an alternative.</p> <p>The leather buckle version is to be fastened to the left side of the body.</p> <p>Either version of the belt may be obtained from the Intelligence Corps Association.</p>
7	Special Arm Badge Special Distinction	N/A

NO 1 DRESS - TEMPERATE CEREMONIAL UNIFORM

Serial (a)	Main Features (b)	Description (c)
8	Beret.	<p>Cypress green, with leather band.</p> <p>Will be worn with the lower edge of the cap band horizontal and one inch above the eyebrows. The joint of the cap band will be replaced centrally at the back of the head. The embroidered cap badge will be sewn onto the beret so that it is worn vertically above the centre of the left eye with the bottom of the cap badge a half-inch above the top edge of the cap band. The fullness of the beret will be pulled down to the right ear.</p> <p>Cap badge as serial 1.</p>
9	Tunic	<p>Male / female Offr / ORs: Dark blue, baratheia standard patrol pattern. Officers to wear gold-twisted shoulder cords in ceremonial orders of dress. In non-ceremonial order of dress, officers wear plain blue shoulder boards trimmed with cypress green piping. ORs wear plain blue shoulder boards trimmed with cypress green piping in all forms of No 1 Dress.</p>

	Collar Badge Tunic Buttons	As serial 2. As serial 4.
10	Rank Badges	<u>Offrs</u> : Anodised aluminium and gilded. <u>ORs</u> : Ordnance issue with cypress green backing. Worn on the right arm only.
11	Trousers Skirt	<u>Offr / WO1 (male)</u> : Standard No 1 Dress overalls with 1cm wide cypress green strip down outside of leg fastened under the boot. <u>ORs (male)</u> : Dark blue, barathea sealed pattern, Standard No 1 Dress trousers with 2" wide cypress green strip down outside of leg. Width at bottom between 15.5" to 17.5". <u>Female</u> : Standard female No 1 Dress pattern in blue barathea sealed pattern with Issue No 1 Dress skirt, fully lined, with front centre pleat.
12	Accoutrements	<u>Offrs / WO1</u> : <u>Ceremonial</u> : crimson waist sash, gold sword slings. <u>Non-Ceremonial</u> : brown leather Sam Browne. <u>ORs</u> : <u>Ceremonial</u> : Issue white Corlene plastic belt with brass fastenings. <u>Non-ceremonial</u> : Plain blue cloth belt .
13	Lanyard	None worn
14	Sword	Offrs and WOs1 <u>Ceremonial</u> : Infantry pattern, with gilded scabbard and gold sword knot. Carried trailing by Field Officers and above. <u>Non-Ceremonial</u> : Infantry pattern, with leather scabbard and acorn knot.
15	Footwear	Officers (male): George Boots (Field Officers and above wear spurs). <u>ORs (male)</u> : Black ammunition boots or shoes <u>Female</u> : Black service shoes when on parade or black patent leather court shoes, heel not to exceed 2.5".
16	Gloves	White Cotton (Offrs & ORs)
17	Socks	Officers: Dark Blue OR: Green (issue)

	Tights	Black tights / stockings, 15 denier 'Barely Black'.
--	--------	---

NO 2 DRESS - SERVICE DRESS

Serial (a)	Main Features (b)	Description (c)
18	Beret.	As serial 8.
19	Jacket Collar Badge Tunic Buttons	Standard issue jacket. Four front 40 ligne buttons. All other buttons 30 ligne. As serial 2. As serial 4.
20	Rank Badges	<u>Offrs:</u> Anodised aluminium and gilded. <u>ORs:</u> Ordnance issue worsted chevrons or badges of rank. Worn on both arms.
21	Trousers Skirt	Standard issue Standard issue
22	Accoutrements	<u>Offrs / WO1:</u> Brown leather Sam Browne. <u>ORs Belt:</u> Green polythene working belt with polythene keepers and matt green buckles or belt white At the discretion of the OIC Parade, OP MI 3 or above qualified soldiers of the Intelligence Corps may wear the stable belt buckle in place of the buckles issued with the green working belt.
23	Sword	Infantry pattern, with leather scabbard and acorn knot.
24	Footwear	<u>Officers / WO1 (male):</u> Brown Oxford <u>ORs (male):</u> Black ammunition / issue boots or shoes <u>Officers / WO1 (female):</u> Brown leather service shoes on parade or court shoes, heel not to exceed 2.5". <u>Ors (female):</u> Black leather service shoes on parade or court shoes, heel not to exceed 2.5".
25	Gloves	<u>Officers / WO1:</u> Brown leather <u>Ors (female):</u> Black

26	Tie	Khaki braid
27	Shirt	Standard issue shirt
28	Socks	Officers: Fawn OR: Green.
	Tights	Female: Tights / stockings 'Natural Tan'.
29	Lanyard	As serial 6.

NO 4 DRESS

Serial (a)	Main Features (b)	Description (c)
	Nos 4 Dress Offr & WO1	Worn in some NATO appointments and hot climates in summer (e.g. Canada, USA and Cyprus). Only to be worn by officers/WO1 Officers in possession from a previous entitlement may wear it in the UK and Germany on appropriate occasions when not on parade with troops. There is no financial entitlement / allowance for wearing No 4 Dress in the UK or Germany.
30	Beret.	As serial 8.
31	Jacket Collar Badge Tunic Buttons	<u>Offr / WO1 (male):</u> Stone coloured polyester and wool worsted, with rifle cuff. <u>Offr / WO1 (female):</u> Stone coloured polyester and wool worsted (rifle cuff), pocket flaps As serial 2. As serial 4.
32	Rank Badges	As serial 20.
33	Trousers Skirt	Offr / WO1: Ordnance issue cloth plain weave polyester and wool worsted. Stone coloured. Width at bottom between 15.5" to 17.5". Offr / WO1: Stone coloured cloth plain weave polyester and wool worsted, lightweight version, with front centre pleat.
34	Accoutrements	As serial 22

35	Sword	Infantry pattern, with leather scabbard and acorn knot.
36	Footwear	<u>Officers / WO1 (male):</u> Brown Oxford <u>ORs (male):</u> Black ammunition / issue boots. <u>Officers / WO1 (female):</u> Brown leather service shoes on parade or court shoes, heel not to exceed 2.5". <u>Ors (female):</u> Black leather service shoes on parade or court shoes, heel not to exceed 2.5".
37	Gloves	<u>Officers / WO1:</u> Brown leather <u>ORs (female):</u> Black
38	Tie	Khaki braid
39	Shirt	Standard issue pattern shirt.
40	Socks	Officers: Fawn OR: Green.
	Tights	Female: Tights / stockings 'Natural Tan'.
41	Lanyard	As serial 6.

NO 6 DRESS

Serial (a)	Main Features (b)	Description (c)
	WO2 & NCO	Worn in some NATO appointments and hot climates in summer (e.g. Canada, USA and Cyprus).
42	Beret.	As serial 8.
43	Jacket	<u>Male:</u> Bush jacket pattern. Cloth twill polyester and cotton, stone coloured or khaki drill. <u>Female:</u> Bush jacket pattern with belt and no pockets. Cloth twill polyester and cotton, stone coloured or khaki drill..
	Collar Badge	As serial 2.
	Tunic Buttons	As serial 4.
44	Rank Badges	As serial 20.

45	Trousers	<u>Male:</u> Ordnance issue cloth twill polyester and wool worsted. Stone Coloured or khaki twill.
	Skirt	<u>Female:</u> Stone coloured cloth plain weave polyester and wool worsted, lightweight version, with front centre pleat.
46	Accoutrements	As serial 22
47	Sword	Infantry pattern, with leather scabbard and acorn knot. Corps RSM will wear a sword.
48	Footwear	<u>Officers / WO1 (male):</u> Brown Oxford <u>ORs (male):</u> Black ammunition / issue boots. <u>Officers / WO1 (female):</u> Brown leather service shoes on parade or court shoes, heel not to exceed 2.5". <u>Ors (female):</u> Black leather service shoes on parade or court shoes, heel not to exceed 2.5".
49	Gloves	<u>Officers / WO1:</u> Brown leather <u>ORs (female):</u> Black
50	Tie	Not worn.
51	Shirt	Not worn.
52	Socks	Officers: Fawn OR: Green.
	Tights	Female: Tights / stockings 'Natural Tan'.
53	Lanyard	As serial 6.

NO 8 DRESS

Serial (a)	Main Features (b)	Description (c)
54	Beret.	As serial 9.
55	Jacket	PCS-CU as issued
56	Rank Badges	<u>Offrs:</u> Slides bearing Intelligence Corps or ordnance issue dpm. <u>ORs:</u> Ordnance issue dpm.
57	Shirt	As issued

58	Trousers	As issued
59	Belt	As issued
60	Footwear	Issue boots.
61	TRF	Worn on right sleeve of jacket or shirt.

NO 10 DRESS - TEMPERATE MESS DRESS.

Serial (a)	Main Features (b)	Description (c)
62	Jacket	<p>Offr / WO1 (male): Mess Dress Jacket - Officer Pattern - Cypress Green.</p> <p>Offr / WO1 (female): Mess Dress Jacket - Officer Pattern - bolero style cypress green.</p> <p>WO & SNCO (male): Mess Dress Jacket - cypress green.</p> <p>WO & SNCO (female): Mess Dress Jacket - bolero style, cypress green.</p>
63	Waistcoat (male)	<p>Offr / WO1: Mess Dress waistcoat - French Grey.</p> <p>Offr / WO1: 4 small flat crested buttons.</p> <p>WOs & SNCOs: Mess Dress waist Coat - French Grey.</p> <p>WOs & SNCOs: 4 gold buttons.</p>
64	Collar Badges	As serial 2.
65	Rank Badges	<p>Officers: Embroidered.</p> <p>WOs & SNCOs : Embroidered badges of rank.</p>
66	Shirt	<p>White Marcella front dress shirt with normal style Marcella collar, double cuffs and white plain pearl buttons.</p> <p>Plain gold links are to be worn by Offrs, WO1s, WO2s and SNCOs</p>
67	Trousers	<p>Officers / WO1 : Dark blue overalls with 1cm cypress green stripe on outside seam.</p> <p>WOs & SNCOS: Dark blue with 2” cypress green stripe.</p>
68	Dress	Black satin backed crepe dress.

69	Cummerbund (female)	Offrs, WO and SNCO: The cummerbund is to be of 3” - 3.5” deep, unpleated and constructed in equal bands of silk, the colour sequence of which reflect the Corps stable belt.
70	Footwear	Officers: Mess Wellingtons or George Boots (boxed for spurs, worn by field officers). Female: Black, leather evening shoes. WOs & SNCOs: George boots.
71	Socks Tights	Officers / ORs: Dark Blue Black tights / stockings, 15 denier ‘Barely Black’.

NO 11 DRESS - WARM WEATHER MESS DRESS.

Serial (a)	Main Features (b)	Description (c)
72	Jacket	Offr / WO1 (male): White drill jacket, with rounded lapels and rolled collar with epaulettes and a single INT CORPS button fastener. No cuff buttons. Offr / WO1 (female): White mess dress jacket, bolero style with epaulettes and a single INT CORPS button fastener. No cuff buttons. WO & SNCO (male): White drill jacket, with rounded lapels and rolled collar. No epaulettes. No cuff buttons. WO & SNCO (female): White mess dress jacket, bolero style. No epaulettes or cuff buttons.
73	Cummerbund (male) Cummerbund (female)	Offr, WO & SNCO: green cummerbund 6” wide. As serial 44.
74	Collar Badges	As serial 2.
75	Rank Badges	Officers: Embroidered. WOs & SNCOs : Embroidered badges of rank.
76	Shirt	White Marcella front dress shirt with normal style Marcella collar, double cuffs and white plain pearl buttons. Plain gold links are to be worn by Offrs, WO1s, WO2s and SNCOs

77	Trousers	Officers / WO1 : Dark blue overalls with 1cm cypress green stripe on outside seam. WOs & SNCOS: Dark blue with 2" cypress green stripe.
78	Dress	Black satin backed crepe dress.
79	Footwear	Officers: Mess Wellingtons or George Boots (boxed for spurs, worn by field officers). Female: Black, leather evening shoes. WOs & SNCOS: George boots.
80	Socks Tights	Officers / ORs: Dark Blue Black tights / stockings, 15 denier 'Barely Black'.

NOS 13/14 DRESS

Serial	Main Features	Description
(a)	(b)	(c)
	Nos 13/14 Dress	<i>Not worn</i>

Notes

1. Include Side Cap under Headdress (if any).
2. Where item is worn by all ranks show it as such in clm (b), in place of separate Officer and OR detail.

ROYAL ARMY PHYSICAL TRAINING CORPS

Serial (a)	Main Features (b)	Description (c)
1	Cap Badge Officers/WO1s ORs	Gilding metal. Gilt and silver-plated. Silver cross swords with Gold crown 4cm wide by 3.8cm high Beret/Side cap: embroidered gold wire badge. Silver-plated anodised metal cross swords with crown 4cm wide by 3.8cm high. Cap badge backing: Black with two pair of red vertical stripes positioned near the sides.
2	Collar Badge Officers ORs	Gilding metal. Gilt and silver-plated. Silver cross swords with Gold crown 3cm high by 3cm wide. Silver plated anodised metal cross swords with crown 3cm wide by 3cm high.
3	Facing Colour	As specified in dress description.
4	Tunic Buttons Officers ORs	Pockets/lapels: RAPTC - (30 Line) domed anodised gold buttons. Front: RAPTC (40 Line) anodised gold buttons RAPTC (30 line) domed gold buttons
5	TRF All Ranks	5 cm x 3 cm black background with 2 pairs of 3mm wide vertical red stripes centred 1 cm from the edges. Worn on the right upper-arm of Combat 95 shirts and jackets. The centre of the flash is to be 12 cm below the shoulder seam for males and 10cm for females. RAPTC personnel are to wear the approved RAPTC TRF and

Serial (a)	Main Features (b)	Description (c)
		not that of the unit with which they are serving.
6	Lanyard All Ranks	Triple cord - 2 black with one red - worn on the left shoulder.
7	Stable Belt All Ranks	Black with 2 pairs of 3mm wide red stripes positioned within 2 cm of the top and bottom edges. Worn with the buckle on the left hand side of the hip with the strap ends facing to the rear. The adjusting buckle is to be to the rear.
8	Special Arm Badge Special Distinction e.g. R WELSH Flash, RIFLES Back Badge	Nil

Brief Details of Uniform under Orders of Dress

NOS 1 AND 3 DRESS

Serial (a)	Main Features (b)	Description (c)
9	Headdress Officers: ORs:	Cap Forage Peaked (RAPTC Soldier) black with red piping. Oak leaf band with 22 line RAPTC buttons Field Officers: Males wear a 5/8 gold field rank peak. Females wear a 3/8 gold rank peak, both at private expanse. Cap Forage Peaked (RAPTC Soldier) black with red piping with 22 line RAPTC buttons
10	Tunic Officers: ORs:	Barathea, midnight blue (Hainsworth 512 or similar) RAPTC collar badges RAPTC anodised buttons. Male: Jacket - serge, dark blue with RAPTC collar badges and 30 Line RAPTC buttons. Red piping on epaulettes.

Serial (a)	Main Features (b)	Description (c)
		Female: Female pattern.
11	<p>Rank Badges</p> <p>Officers:</p> <p>ORs:</p>	<p>Ceremonial: A pair of twisted 3 cord gold boards (epaulettes) secured with a 30 L screw RAPTC button. Rank $\frac{3}{4}$ GE stars and crowns are cushioned on crimson velvet and are to be $\frac{3}{4}$ GE.</p> <p>Non Ceremonial: Anodised metal and enamel badges of rank. The stars are $\frac{3}{4}$ GE. Crowns are cushioned on crimson velvet and are to be $\frac{3}{4}$ GE. Worn on a pair of blue shoulder boards.</p> <p>Embroidered No 1 Dress pattern on the right arm only.</p>
12	<p>Trousers</p> <p>All Ranks</p>	<p>Male: Barathean, midnight blue (Hainsworth 512 or similar) with 1 ½ inch wide scarlet strip.</p> <p>Female: Female pattern skirt.</p>
13	<p>Accoutrements</p> <p>Officers</p> <p>ORs</p>	<p>Officer's Ceremonial: A crimson sash with the tassels worn on the LH side.</p> <p>Officer's Non Ceremonial: Sam Browne with one brace. The frog is only to be worn with the sword,</p> <p>Female Officer's: Sam Browne (female pattern) is worn when carrying a sword.</p> <p>ORs Male: WO1s wear Sam Browne with one brace; the frog is only to be worn with the sword. SNCOs wear the same material as the jacket with anodised metal buckle. White belt with silver plain buckle plate for ceremonial.</p> <p>ORs Female: WO1s only wear the Sam Browne when the sword is worn. SNCOs wear the same material as the jacket. White belt for ceremonial.</p> <p>Sash - A red worsted sash is to be worn with tassels</p>

Serial (a)	Main Features (b)	Description (c)
	All Ranks	<p>positioned to the rear (LHS).</p> <p>WO1s: A crimson shoulder sash can be worn on ceremonial parades.</p> <p>SNCOs belt - same material as the jacket with anodised metal buckle. White belt for ceremonial.</p> <p>Cross swords badge: WOs: Wear the badge immediately below the rank badge on the right arm.</p> <p>SSgts: Wear the badge immediately below the crown and above the chevrons on the right arm.</p> <p>Sgts: Wear the badge immediately above the chevrons on the right arm.</p> <p>Lanyard worn on left shoulder</p> <p>Medals - Court mounted</p> <p>Ceremonial: Worn. Non Ceremonial: Not worn</p>
14	<p>Sword</p> <p>Officers:</p>	<p>Ceremonial: Scabbard. Model No L4A1, steel nickel plated cover with brass trimming is worn.</p> <p>Sword Knot No 3. Gold strap and acorn. Field Officers normally wear the knot looped (loose or hanging), officers below the rank of Field Officer, including the Corps RSM (where applicable) normally may wear the knot tied.</p> <p>Sword Under Belt. Under belt or belt ceremonial sword No 6, red leather and webbing w/hook</p>

Serial (a)	Main Features (b)	Description (c)
	Officers and WO1s (when ordered):	<p>Long Sling. Attached to the under belt is a long sling red leather with gold braid.</p> <p>Short Sling, red leather with gold braid.</p> <p>(Crimson Waist Sash. The tassels are worn on the same side as the sword (LHS), positioned to the rear of the sword.</p> <p>Non-Ceremonial: Service Dress (No 2 Dress) brown leather covered scabbard model No L9A1, is used with:</p> <p>Belt waist Sam Browne.</p> <p>Sword Knot. Drill pattern, in brown leather, is tied to the sword handle.</p> <p>Frog Sword. Brown leather, worn on the LHS hip.</p>
15	Footwear All Ranks:	<p>Male: George Boots (Black).</p> <p>Female: Service black shoes.</p>
16	Gloves Officers: ORs:	<p>Ceremonial: White unlined gloves.</p> <p>Non Ceremonial: Brown leather.</p> <p>Ceremonial: Gloves unlined white are worn by all ranks.</p> <p>Non-ceremonial: SNCOs: Gloves as issued. WO1s: wear gloves brown leather, unlined with button or stud.</p>

NOS 2, 4 AND 6 DRESS

Serial (a)	Main Features (b)	Description (c)
17	Headdress	

Serial (a)	Main Features (b)	Description (c)
	No 6 Dress	<p>Line RAPTC buttons. WO1s may wear the Offr pattern at the discretion of the CO, but this has to be at the individual's expense.</p> <p>Female: As above but in female pattern.</p> <p>Male: Bush pattern, stone coloured polyester/cotton material with metal RAPTC shoulder titles and 30 Line RAPTC buttons.</p> <p>Female: As above but in female pattern.</p>
19	<p>Rank Badges</p> <p>Officers:</p> <p>ORs:</p>	<p>Plain anodised metal badges of rank. The stars are $\frac{3}{4}$ GE. Crowns are to be $\frac{3}{4}$ GE.</p> <p>Khaki worsted worn on both arms.</p>
20	<p>Trousers</p> <p>All Ranks</p>	Same material as jacket
21	Shirt	<p>Officers: Fawn</p> <p>ORs: Khaki</p>
22	Tie	<p>Officers: Light Khaki braid</p> <p>ORs: Dark Khaki braid</p>
23	<p>Accoutrements</p> <p>Officers:</p> <p>ORs</p>	<p>Non-Ceremonial: Sam Browne with one brace. The frog is only to be worn with the sword.</p> <p>Female: Sam Browne (female pattern) The frog is worn when carrying a sword.</p> <p>Male: WO1s wear Sam Browne with one brace; the frog is only to be worn with the sword.</p> <p>SNCOs belt - the same material as the jacket with anodised metal buckle when ordered. White belt with silver plain buckle plate for ceremonial.</p>

Serial (a)	Main Features (b)	Description (c)
	All Ranks	<p>Sash A red worsted sash is to be worn with tassels positioned to the rear (LHS).</p> <p>Cross swords badge: WOs: Wear the badge immediately below the rank badge on the right arm.</p> <p>SSgts: Wear the badge immediately below the crown and above the chevrons on the right arm.</p> <p>Sgts: Wear the badge immediately above the chevrons on the right arm.</p> <p>Lanyard worn on left shoulder</p> <p>Medals - Court mounted</p> <p>Ceremonial: Worn. Non Ceremonial: Not worn.</p>
24	<p>Sword</p> <p>Officers: WO1s (when ordered):</p>	<p>Ceremonial: Brown leather covered scabbard model No L9A1, is used with:</p> <p>Belt waist Sam Browne.</p> <p>Sword Knot. Drill pattern, in brown leather, is tied to the sword handle.</p> <p>Frog Sword. Brown leather, worn on the LHS hip.</p>
25	<p>Footwear Officers</p> <p>ORs</p>	<p>Male Plain dark brown Oxford pattern leather shoes, with toe-caps.</p> <p>Female: Plain, dark brown leather court/service shoes.</p> <p>Male: combat assault boots or shoes at the discretion of the CO. WO1s wear plain dark brown Oxford leather</p>

Serial (a)	Main Features (b)	Description (c)
		shoes, with toe caps. Female Black court service shoes. WO1s wear plain, dark brown leather court/service shoes.
26	Gloves Officers: ORs:	Ceremonial: Gloves white, unlined. Brown leather, unlined with button or stud. WO1s: Brown leather, un lined, button or stud. SNCO: As issued.

NOS 5 AND 8 DRESS (WARM WEATHER/TEMPERATE)

Serial (a)	Main Features (b)	Description (c)
27	Headdress Officers: ORs:	Beret Dark Blue - or as unit of attachment when ordered, for the duration of the attachment only. Cap Badge embroidered gold wire Beret Dark Blue - or as unit of attachment when ordered, for the duration of the attachment only. Cap badge silver anodised metal. WO1s may wear the Officers' pattern cap badge.
28	Jacket/shirt All Ranks	Issued DPM
29	Rank Badges Officers:	Issued DPM or RAPTC rank slides are worn when in the field. In barracks: Black edged khaki worsted badge embroidered on olive green rank slides with letters RAPTC in black, may be worn when on shirts.

Serial (a)	Main Features (b)	Description (c)
	ORs:	<p>Issued DPM rank slides are worn when in the field.</p> <p>In barracks: Khaki worsted badge embroidered on DPM rank slides with letters RAPTC in khaki, may be worn when on shirts.</p>
30	Trousers All Ranks	Issued DPM
31	Accoutrements All Ranks	<p>Operations/Exercise: Green belt (CS 95) webbing.</p> <p>In barracks: RAPTC stable belt may be worn.</p> <p>TRF</p>
32	Footwear All Ranks	Combat Assault Boot

NO 10 DRESS

Serial (a)	Main Features (b)	Description (c)
33	Headdress Officers:	Not normally worn, but when worn can be either the Cap Forage Peaked or Cap Field Service (side cap).
	ORs	Not worn
34	Jacket Officers	<p>1902 pattern, (Hainsworth 112 or similar). The cuffs, collar, epaulettes, are in Hainsworth red 101 or similar. RAPTC Officers' collar badges.</p> <p>Female: Hainsworth 112 or similar, bolero style jacket with Hainsworth scarlet 101 or similar, lapels, epaulettes and rifle cuffs. Three RAPTC buttons 30 Line anodised are to be worn on the left-hand side and bluff (sham) buttonholes on the right. Two RAPTC cuff buttons are worn on each cuff. Braid and badges as for</p>

Serial (a)	Main Features (b)	Description (c)
	ORs:	<p>males.</p> <p>Male: Scarlet (Hainsworth 101), 1939 pattern with black lapels and black pointed cuffs. RAPTC collar badges are worn on the front centre of each lapel.</p> <p>Female: Bolero style Scarlet (Hainsworth 101), jacket with black lapels and black rifle cuffs. RAPTC collar badges. 3 gold RAPTC buttons are worn on left hand side and false buttonholes on the right.</p>
35	<p>Bib Officers:</p> <p>Vest ORs:</p>	<p>Male: 1902 pattern, Hainsworth scarlet 101 or similar, with 12 x 22 Line RAPTC mounted buttons, equally spaced, plugged in centre seam with 1/8 black Russia braid stripe in the centre. Double welted pockets with midnight blue (Hainsworth 206) on the bottom and scarlet (101) on the top. With L/H/S side and back zip.</p> <p>Male: Front, black with black satin back with strap and buckle. U-shaped front, no collar, 4 x 22 Line, gold RAPTC front buttons and two welt pockets.</p>
36	<p>Rank Badges</p> <p>Officers:</p> <p>ORs:</p>	<p>Anodised metal and enamel. The stars are 5/8" GE. The crowns are to be 5/8" GE.</p> <p>Embroidered rank badges and chevrons of No 1 Dress pattern, mess dress size, worn on right forearm/arm only.</p>
37	<p>Shirt Officers</p> <p>ORs</p>	<p>Male: Collarless shirt, double cuff with patrol collar in jacket.</p> <p>Female: Not applicable.</p> <p>Male: White marcella (golf ball style) with double cuffs.</p>

Serial (a)	Main Features (b)	Description (c)
		Female: Not applicable.
38	Tie ORs	Black bow tie, not to exceed 4½” wide x 2½” high.
39	Trousers/Dress Officers ORs	<p>Male: Barathea (Hainsworth 512 or similar). Zip fly, straight side pocket (No hip pockets) with 1 ½ inch scarlet (101) strip to side. High overall style with brace buttons.</p> <p>Female: Dress - Black crepe.</p> <p>Male: Barathea (LBD 6193 or similar). Zip fly, straight side pocket (No hip pockets) with 1 ½ inch scarlet (101) strip to side. High overall style with brace buttons.</p> <p>Female: Dress - Black crepe dress, elbow length sleeves.</p>
40	Accoutrements All Ranks ORs	<p>Medals - Court mounted miniature medals (at private expense) are to be worn in one horizontal line 1” below the forward point of the left shoulder suspended from a bar on the left breast.</p> <p>Cross swords badge: WOs: Wear the badge immediately below the rank badge on the right arm.</p> <p>SSgts: Wear the badge immediately below the crown and above the chevrons on the right arm.</p> <p>Sgts: Wear the badge immediately above the chevrons on the right arm.</p>
41	Footwear All Ranks	<p>Male: George boots (un-boxed).</p> <p>Female: Black evening shoes.</p>

NO 11 DRESS

Serial (a)	Main Features (b)	Description (c)
42	<p>Headdress</p> <p>Officers:</p> <p>ORs:</p>	<p>Not normally worn, but when worn can be either the Cap Forage Peaked or Cap Field Service (side cap).</p> <p>Not worn</p>
43	<p>Jacket</p> <p>Officers</p> <p>ORs:</p>	<p>Male: White cotton drill 1939 pattern (LBD 2611 or similar) shawl collar with pointed cuffs and epaulettes in same material. Epaulettes are to be fastened with 30 Line anodised RAPTC buttons and holes. RAPTC collar badges are worn centrally on each lapel. One inside breast pocket.</p> <p>Female: Crepe black dress. Mess Dress jacket is not worn.</p> <p>Male: White cotton drill 1939 pattern (LBD 2611 or similar) shawl collar with pointed cuffs. RAPTC collar badges are worn centrally on each lapel.</p> <p>Female: Crepe black dress. Mess Dress jacket is not worn.</p>
44	<p>Rank Badges</p> <p>Officers:</p> <p>ORs:</p>	<p>Male: Anodised metal and enamel. The stars are 5/8" GE. Crowns are 5/8" GE.</p> <p>Female - Not applicable as the jacket is not worn.</p> <p>Male: Embroidered rank badges and chevrons of No 1 Dress pattern, mess dress size worn on right forearm/arm only.</p> <p>Female: Not applicable</p>
45	Shirt	Male: White marcella (golf ball style) with double

Serial (a)	Main Features (b)	Description (c)
50	<p>Headdress</p> <p>Officers:</p> <p>ORs:</p>	<p>Cap Khaki Peaked (SD), Cap Field Service (side cap) or Beret, as appropriate.</p> <p>Beret.</p> <p>WO1s: Cap Khaki Peaked (SD) may be worn by.</p>
51	<p>Jersey</p> <p>Officers</p> <p>ORs</p>	<p>Regimental Black Guernsey (RBG): The RBG with black suede epaulettes affixed with 22 Line RAPTC. Provided at the individual's expense.</p> <p>Alternatively the Jumper Heavy Wool (JHW), as issued, can be worn.</p> <p>Male: The Jumper Heavy Wool (JHW) as issued.</p> <p>Female: The Jumper Heavy Wool (JHW) female pattern.</p> <p>WO1s: WO1s may wear the RAPTC Regimental Black Guernsey (RBG), provided at the individual's expense.</p>
52	<p>Shirt</p> <p>Officers</p> <p>ORs</p>	<p>Male: Shirt Man's Fawn, long sleeved, neck-button undone.</p> <p>Female: Shirt women's Fawn, long-sleeved, neck button undone.</p> <p>Male: Shirt Regimental pattern, as issued. Neck-button undone.</p> <p>WO1s may wear the Offr pattern (shirt Man's Fawn, long sleeved), at personal expense.</p> <p>Female: Shirt, women's, as issued. Long-sleeved.</p> <p>WO1s may wear the Offr pattern (shirt Female's Fawn,</p>

Serial (a)	Main Features (b)	Description (c)
		long sleeved), at personal expense.
53	<p>Tie Officers</p> <p>ORs</p>	<p>Male: Tie Light khaki braid, is worn with both the RBJ and the JHW. The tie knot is not to be obstructed by the jersey collar.</p> <p>Female: Women's light khaki braid is worn as per the male style, with the exception of the JHW, as the collar is a V neck.</p> <p>Female: Are to wear the issued khaki tie with the 'V' neck JHW.</p>
54	<p>Rank Badges <i>No13 Dress</i> Officers:</p> <p>ORs:</p> <p><i>No14 Dress</i> Officers</p> <p>ORs</p>	<p>RBG: Stars/crowns of $\frac{3}{4}$ " GE dimensions.</p> <p>JHW: Black edged khaki worsted badge embroidered on olive green rank slides with letters RAPTC in black, purchased at individuals expense are worn.</p> <p>WO1s: Are to wear an issued embroidered worsted badge on right forearm of the JHW.</p> <p>SNCOs: Embroidered worsted chevrons as issued on right arm only.</p> <p>WO1s: Wearing the RBG are to wear the badge used for No 1 Dress. Regt titles, in gilt, are also worn on the black suede epaulettes.</p> <p>Black-edged, khaki, worsted printed on shade No 1 khaki (beige) slip-ons with letters RAPTC. Purchased at individuals expense.</p> <p>WOs: Wear an anodised metal badge of rank on a brown leather wrist strap.</p> <p>SNCOs: Wear chevrons made of white tape measuring 4.5" long and 5/8" wide with crowns of appropriate size</p>

Serial (a)	Main Features (b)	Description (c)
		in white tape.
55	<p>Trousers Officers</p> <p>ORs</p>	<p>Male: SD trousers or Trousers Male Lightweight (TML).</p> <p>Female: Trousers Women's Lightweight (TWL) or SD skirt female pattern as ordered.</p> <p>Male: Trousers Men's Lightweight (TML). WO1s may wear SD trousers.</p> <p>Female: Trousers Women's Lightweight (TWL). WO1s may wear Offr pattern SD skirt.</p>
56	<p>Accoutrements All Ranks</p> <p>Officers/WO1s</p> <p>WO/SNCOs</p> <p>ORs</p>	<p>Belt: Green belt (CS 95) webbing or RAPTC stable belt.</p> <p>When wearing the RBG, the belt is to be worn under the jersey.</p> <p>Shoulder Titles - Regimental shoulder titles, in gilt, are worn on RBG epaulettes.</p> <p>Sash - Red worsted is worn when on duty, less WO1s.</p> <p>Cross swords badge: WOs: Wear the badge immediately below the rank badge on the right arm.</p> <p>SSgts: Wear the badge immediately below the crown and above the chevrons on the right arm.</p> <p>Sgts: Wear the badge immediately above the chevrons on the right arm.</p>
57	<p>Footwear Officers</p>	<p>Male: Combat assault boots or plain dark brown Oxford pattern leather shoes, with toe-caps.</p> <p>Female: Plain, dark brown leather court/service shoes.</p>

Serial (a)	Main Features (b)	Description (c)
	ORs	<p>Male: Combat assault boots are worn. WO1s may wear plain dark brown, leather shoes.</p> <p>Female: Combat assault boots or issued black shoes,. WO1s may wear plain brown leather flat (court shoes).</p>

QUEEN ALEXANDRA'S ROYAL ARMY NURSING CORPS

Serial (a)	Main Features (b)	Description (c)
1.	Cap Badge	The Cypher of HM the late Queen Alexandra combined with the Dannebrog, the whole within a laurel wreath inscribed with the Corps motto "Sub Cruce Candida" surmounted with a crown. On the lower portion of the wreath is a scroll inscribed QARANC
2.	Collar Badge	QARANC with clutch and pin fastening.
3.	Tunic Buttons	Anodised, QARANC
4.	TRF	Scarlet, white and navy blue as stable belt.
5.	Lanyard	Grey and scarlet cords
6.	Stable Belt	Scarlet, white and navy blue with badge buckle

NO 1 DRESS

Serial (a)	Main Features (b)	Description (c)
7.	Headdress <i>Officers</i> <i>ORs</i>	Peaked forage cap in navy doeskin blue cloth with three welts 3/4" scarlet, 1/2" grey, 3/4" scarlet. Badge QARANC 22 ligne anodised buttons Male: standard pattern Female: whipcord As officers
8.	Tunic <i>Officers</i>	Male: Patrol pattern barathea Female: Patrol pattern barathea

Serial (a)	Main Features (b)	Description (c)
	<i>ORs</i> Collar badge Buttons	As officers but males wear scarlet epaulette piping QARANC with clutch and pin fastening Male: Anodised QARANC buttons, 5 on jacket, 2 on each cuff, 30 ligne Female: Anodised QARANC buttons, 4 on jacket, 30 ligne
9.	Rank Badges <i>Officers</i> <i>ORs</i>	Detachable epaulettes in blue self cloth with 3/4 bright metal, plain crown No 1 Dress gold braid on scarlet backing
10.	Trousers Skirt	Barathea with 2" stripe - 3/4" scarlet, 1/2" grey, 3/4" scarlet outside of leg Barathea, front centre zip with side fastening. 1 1/2 inch below centre of knee
11.	Accoutrements <i>Officers</i> <i>ORs</i>	Ceremonial: crimson sash Shoulder Boards: silver plated gilt and enamel on shoulder cords Male non-ceremonial: brown leather Sam-Browne Parade Belt: white Medals: Court mounted
12.	Sword	Male: Infantry pattern Ceremonial: silver patterned scabbard worn with gold sword knot with gold universal lace on dark blue leather

Serial (a)	Main Features (b)	Description (c)
		Non-Ceremonial: Brown leather scabbard with sword knot Not worn by females.
13.	Footwear <i>Officers</i> <i>ORS</i>	Male: George boots unboxed Female: Black court/black parade shoes <i>(Male officers of the rank of Colonel and above may wear George Boots boxed and spurs)</i> Male: Boots assault/combat Female: Black parade shoes
14.	Gloves Officers	White cotton
15.	Tie	Female: Black

NO 2 DRESS

Serial (a)	Main Features (b)	Description (c)
16.	Headdress <i>Officers and ORs</i> <i>Officers and Warrant Officers Class 1</i>	As Serial 7 May wear khaki SD cap in Undress uniform Male: Standard Pattern Female: whipcord May wear maroon beret when posed to 16 Air Asslt Bde. May wear green beret when posted to 3 Cdo Bde.
17.	Tunic	

Serial (a)	Main Features (b)	Description (c)
	<i>Officers</i> <i>ORs</i> Collar Badge Buttons	Male: Standard Pattern Female: Standard pattern Standard pattern QARANC with clutch and pin fastening Male: Anodised QARANC 4 on jacket 40 ligne, 30 ligne on pockets and shoulder straps Female: Anodised QARANC 3 on jacket 35 ligne, 30 ligne on shoulder straps
18.	Rank Badges <i>Officers</i> <i>ORs</i>	Male: Anodised GE stars/crown 3/4" Female: Anodised GE stars crown 5/8" Grey on scarlet background
19.	Trousers <i>Officers</i> <i>ORs</i> Skirt <i>Officers</i> <i>ORs</i>	Without turn ups, shaped or hollowed at the front of the instep No 2 Dress 4 panel construction with regulation front pleat, length 1 1/2" below the knee. No 2 Dress
20.	Accoutrements	Lanyard: grey and scarlet cord worn on right shoulder with scarlet cord outermost. Male: Loose end fastened inside top right hand pocket. Female: Loop pattern. Medals: Court mounted

Serial (a)	Main Features (b)	Description (c)
21.	Sword <i>Officers and Warrant Officers Class One</i>	Male: Infantry pattern, brown leather scabbard and sword knot Female: Not carried
22.	Sam Browne <i>Officers and Warrant Officers Class One</i>	Male: Infantry pattern, brown leather Female: Not worn
23.	Belt <i>ORs</i>	Male: Working, green. White for ceremonial on CO's instructions Female: Not worn
24.	Shirt <i>Officers</i> <i>ORs</i>	Shirt No 2 Dress, fawn Shirt No 2 Dress
25.	Tie <i>Officers</i> <i>ORs</i>	Woollen braid, light khaki Khaki
26.	Footwear <i>Officers</i> <i>ORs</i>	Male: Brown leather Oxford pattern shoe Female: Brown leather court / shoes brown parade Male: Boots assault/combat Female: shoes black parade
27.	Gloves <i>Officers</i> <i>ORs</i>	Male: Brown leather Female: brown leather Male: Leather combat/ white cotton Female: Black leather

NO 3 DRESS

Serial (a)	Main Features (b)	Description (c)
	No 3 Dress	This is never worn

NO 4 DRESS

Serial (a)	Main Features (b)	Description (c)
	No 4 Dress	This is never worn

NO 5 DRESS

Serial (a)	Main Features (b)	Description (c)
28.	Headdress <i>Officers</i> <i>ORs</i>	Hat desert combat Beret, grey. Badge: QARANC embroidered Badge: QARANC metal on scarlet backing Helmet, combat with desert cover when ordered
29.	Jacket	Desert combat Geneva Emblem armband to be worn on left arm when ordered Union Emblem to be worn on left upper sleeve 5cm below shoulder seam Formation badge to be worn on left upper sleeve 10 cm below shoulder seam TRF (agreed 07/06) to be worn on upper right sleeve, 12 cm below shoulder seam
30.	Rank Badges	Desert combat rank slide worn on chest epaulette
31.	Trousers	Desert combat

Serial (a)	Main Features (b)	Description (c)
32.	Belt	Working, green Stable belt may be worn when not in the field, on training or on operations
33.	Footwear	Boots, desert Boots, assault or combat high may be worn

NO 7 DRESS

Serial (a)	Main Features (b)	Description (c)
34.	Headdress <i>Officers</i> <i>ORs</i>	Cap, khaki peaked Beret, grey
35.	Trousers	No 7 Dress
36.	Shirt	No 7 Dress
37.	Dress	No 7 Dress, cotton stone coloured
38.	Rank badges <i>Officers</i> <i>ORs</i>	Embroidered, on self coloured slides Warrant officers - leather wristband on right arm White tape chevrons on right arm
39.	Belt	Male: Working, green or stable belt Female: none
40.	Footwear <i>Officers</i> <i>ORs</i>	Male: Shoes, brown Female: Shoes black or brown court Male: Boots, Assault or combat high Female: Shoes black or black court

Serial (a)	Main Features (b)	Description (c)
		Note: At COs discretion female personnel may wear issued sandals. No hosiery is then worn

NO 8 DRESS

Serial (a)	Main Features (b)	Description (c)
41.	Headdress <i>Officers</i> <i>ORs</i>	Beret, grey Badge: QARANC embroidered Badge: QARANC metal on scarlet backing Helmet, Combat Mk 6 with DPM cover when ordered
42.	Jacket	Jacket DPM field and jacket DPM, combat lightweight Geneva Emblem armband to be worn on left arm when ordered Union Emblem to be worn on left sleeve 5cms below shoulder seam TRF to be worn on right upper sleeve 12 cm below shoulder seam Formation badge to be worn on left upper sleeve 10cm below shoulder seam
	Rank badges	DPM rank slides on chest epaulette. In barracks, DPM rank slides QARANC may be worn at private expense
43.	Trousers	DPM, combat lightweight
44.	Shirt	Mans' field (Norwegian) in winter order
45.	Vest	Olive green in winter order
46.	Fleece	Liner DPM, in winter order
47.	Waterproofs	DPM

Serial (a)	Main Features (b)	Description (c)
48.	Belt	Working, green In barracks, stable belt may be worn
49.	Footwear	Boots, combat, assault
50.	Gloves	Contact and leather, black

NO 10 DRESS

Serial (a)	Main Features (b)	Description (c)
51.	Headdress <i>Officers</i> <i>ORs</i>	Male: Peaked forage cap, No 1 Dress Female: Nil Male: Peaked forage cap, No 1 Dress Female: Nil
52.	Jacket <i>Officers</i> <i>ORs</i>	Male: Scarlet superfine cloth, 1902 pattern. Bib, ascot grey, 1902 pattern Shirt, white collarless Female: Scarlet doeskin with facings, 1902 pattern. Male: Scarlet 1902 pattern with ascot grey collar and rifle cuffs Bib, ascot grey, grey satin back with adjustment strap Shirt white collarless Female: Scarlet doeskin 1902 pattern
53.	Medals	As entitled, miniature, may be court mounted
54.	Rank Badge <i>Officers</i>	All: 5/8 " gold wiring rank sewn onto jacket epaulette

Serial (a)	Main Features (b)	Description (c)
	<i>ORs</i>	Female: if jacket is not worn 5/8" on navy blue slide of same material as dress Reduced size (2/3) gold embroidered on scarlet Female: if jacket is not worn, a woven badge is worn on right sleeve of dress
55.	Trousers	No 1 Dress
56.	Dress	Navy blue crepe with round neckline edged in navy blue satin, short sleeves. Cummerband: Same material as dress, 4 equal pleats within the depth of the band and trimmed with silver braid.
57.	Footwear <i>Officers</i> <i>ORs</i>	Male: George boots, unboxed Female: Navy blue court evening shoes Male: Shoes, black leather or George boots, unboxed Female: Black or navy blue court evening shoes
58.	Handbag	Females may carry a black or navy blue evening bag ,plain design
59.	Jewellery	Females may wear pearl stud earrings and single strand pearl necklace. Signet, wedding and engagement rings may be worn.

NO 11 DRESS

Serial (a)	Main Features (b)	Description (c)
	No 11 Dress	As No 10 Dress expect for the following differences:
60.	Jacket	

Serial (a)	Main Features (b)	Description (c)
	<i>Officers</i>	Male: White satin drill 1939 pattern with QARANC pronged collar badges Female: White poly cotton, No 10 Dress style
	<i>ORs</i>	Male: White drill 1939 pattern with QARANC collar badges Female_ White poly cotton, No 10 Dress style
61.	Shirt	
	<i>Officers</i>	Male: White marcella
	<i>ORs</i>	Male: White marcella pattern
62.	Cummerbund	
	<i>Officers</i>	Male: scarlet, 4 inches wide, no pleats with buckle at the back Female: No 10 Dress
	<i>ORs</i>	Male: as officers' Female: No 10 Dress
63.	Belt	
	<i>Officers</i>	Male: Braces may be worn
	<i>ORs</i>	Male: Braces may be worn

NO 13 DRESS

Serial (a)	Main Features (b)	Description (c)
64.	Headdress	
	<i>Officers and Warrant Officers Class 1</i>	Khaki SD Hat
	<i>ORs</i>	No 1 Dress hat or Grey beret

Serial (a)	Main Features (b)	Description (c)
65.	Shirt <i>Officers and warrant Officers Class One at private expense</i> <i>ORs</i>	Fawn with sleeves rolled up in summer order No 2 Dress shirt with sleeves rolled up in summer order
66.	Tie <i>Officers</i> <i>ORs</i>	Male: Worn with JHW grey V-necked Female: Worn with JHW grey V-necked Not worn except warrant Officers wearing JHW grey V-necked
67.	Jersey <i>Officers and Warrant Officers</i> <i>ORs</i>	JHW, grey, V-necked (approved by ADC Jul 06) to purchase at own expense otherwise, JHW khaki. JHW khaki
68.	Rank Badges <i>Officers</i> <i>ORs except Warrant Officers</i>	Gilt and enamel inserted into epaulette Grey and scarlet on right arm,
69.	Trousers <i>Officers and Warrant Officers Class One</i> <i>ORS</i>	Lightweight/Service Dress No 13 Dress
70.	Skirt <i>Officers and Warrant Officers</i> <i>ORs</i>	Service Dress No 13 Dress
71.	Belt	

Serial (a)	Main Features (b)	Description (c)
	<i>Officers</i>	Stable belt
	<i>ORs</i>	Stable belt or green working
72.	Footwear <i>Officers and Warrant Officers Class One</i> <i>ORs</i>	Male: Brown leather, Oxford pattern Female: Brown leather court/service shoes Male: Boots assault/combat Female: Black service
73.	Lanyard	Worn in summer order

WARD DRESS

Serial (a)	Main Features (b)	Description (c)
74.	Headdress <i>Officers</i> <i>ORS</i>	Khaki SD hat Grey beret
75.	Jacket <i>Officers</i> <i>ORs</i>	White, nursing with red piping, male and female White, nursing with appropriate piping, male and female Note: nurses wear red piping, health care assistants wear grey piping, students wear no piping
76.	Rank Badges <i>Officers</i> <i>ORs</i>	Gold, embroidered scarlet rank slides Grey and scarlet

Serial (a)	Main Features (b)	Description (c)
77.	Trousers	Navy blue, male and female
78.	Footwear	Black ward shoes
79.	Ancillary items - ORs	<p>Epaulettes</p> <p>Student nurse 1st year - red 2nd year - blue 3rd year - purple</p> <p>Health Care Assistant Class 2 - grey with 2 white stripes Class 3 - grey with 1 white stripe</p>
	<p>Jewellery</p> <p>In all orders of uniform except No 1,2,10,11 and 13 In 1,2 and 13</p> <p>In 10 and 11</p>	<p>No jewellery except wedding ring and wristwatch</p> <p>Females may add engagement ring, signet ring and small, plain gold stud earrings Males may add signet ring</p> <p>Females may add engagement and signet ring, small, plain stud earrings and single strand pearl necklace</p>


* Wherever "Beret, grey" is permitted to be worn, those personnel serving with 16 Air Assault Bde or 3 Cdo Bde only may wear the maroon or green berets of these formations

* Hosiery for females wearing skirts is tights/stockings tan colour.



THE CORPS OF ARMY MUSIC (CAMUS)

(Apr 14)

Serial (a)	Main Features (b)	Description (c)
1	Cap Badge	Lyre surmounted by a Crown within a wreath of oak leaves with scroll "Corps of Army Music" beneath. Either side of the lyre in scroll over oak leaves "NULLI SECUNDUS".
2	Collar Badge	As for cap badge but smaller.
3	Facing Colour (Dress)	Scarlet
4	Tunic Buttons	Gilt with Corps Lyre
5	TRF	Same design and colours as Stable Belt 6cm x 6cm
6	Lanyard	Colour TBC – worn on the left shoulder in No 2, No 4 and No 13 Dress by officers and ORs.
7	Stable Belt	<p>Colours as shown worn with two leather fastening straps centrally</p>  <p>Pantone Colours</p> <p>Blue – 289PC</p> <p>Light Blue – 291PC</p> <p>Red – 485PC</p> <p>Yellow - 116PC</p>

Nos 1 and 3 Dress

Serial (a)	Main Features (b)	Description (c)
8	Headdress	Royal pattern forage cap with black peak with 19 ligne Corps buttons. Field Officers are to wear peaks with a plain gold $\frac{3}{4}$ inch passing embroidery on the lower edge

Serial (a)	Main Features (b)	Description (c)
9	<p>Tunic</p> <p>Collar Badge</p> <p>Tunic Buttons</p> <p>Qualification Badges</p> <p>Employment Badge</p> <p>Medals</p>	<p>Blue, Infantry pattern. Officers and WOs1 wear standard infantry pattern twisted gold shoulder cords with blue lining, pattern shoulder cords in Ceremonial – plain blue shoulder boards in non-ceremonial. ORs' shoulder boards are to be piped with scarlet piping. Female tunic is as for male less breast pockets.</p> <p>Officers and WOs1 to wear gold and silver embroidered crown and lyres. ORs to wear gilt pattern.</p> <p>Standard pattern 30 ligne gilt buttons with 22 ligne buttons on shoulder boards.</p> <p>As entitled worn on scarlet backing. Class 1 and Class 2 Cpls and below are to wear Army musician qualification badge in gold on blue background on upper right arm.</p> <p>Bandmasters who are in role are to wear the Bandmaster's employment badge in gold on blue background on the lower right arm below the rank insignia. This badge is to be removed when the individual is no longer employed directly as a bandmaster.</p> <p>Ceremonial: Court Mounted for officers and ORs. Non-Ceremonial: Ribbons only.</p>
10	Rank Badges	<p>Officers: standard silver embroidered Bath Stars and Crown. In gilt metal in non-ceremonial.</p> <p>WO1 – full size gold and silver embroidered badge on scarlet backing. Note that the Corps RSM is entitled to wear the Corps RSM badge.</p> <p>ORs: Gold Badges & chevrons on scarlet background..</p>
11	Netherwear	<p>Officers and WOs1: Blue overalls with scarlet stripe 1 7/8th in down each outside seam</p> <p>ORs: Blue infantry pattern trousers with scarlet stripe 1 7/8th in down each outside seam. (As for No 10 Dress).</p>
12	<p>Accoutrements</p> <p>Belt</p>	<p><u>Officers and WOs1 Belt:</u></p> <p>Ceremonial: Crimson waist sash for Officers and WOs1 Non-Ceremonial: standard brown leather Sam Browne</p> <p><u>ORs Belt:</u></p> <p>Ceremonial: White plastic Corlene. Brass plate with forage cap badge. BM, BSM and DM to wear white plastic sword slings fastened together when not carrying sword.</p> <p>Non-Ceremonial: plain blue cloth belt.</p>

Serial (a)	Main Features (b)	Description (c)
	Shoulder Sash Lanyard	Red Shoulder sash for WOs and SNCOs. Not Worn in No. 1 Dress.
13	Sword	Ceremonial - Infantry pattern plated scabbard dress sword knot and sword slings. Sword belt worn under waist sash. Non-Ceremonial: Not worn Worn when ordered swords are to be carried by officers, WO1, BSM and DM. Females to carry the shortened version of the sword.
14	Footwear	Offrs: Wellingtons or George Boots - Field Officers only to wear spurs. Spurs are Swan necked without straps with round spigot boot fixing. ORs: George Boots.
15	Gloves	Offrs White Cotton.

FROCK COAT

16	Headdress	As for No 1 Dress
17	Tunic	Double breasted Melton cloth with waist seam and sewn on lapel. Knee length. Inset sleeve with 4" cuff vent with 2 buttons. Six buttons down the front. Standard collar with detachable shoulder straps. Front buttonholes spaced equidistant with top buttonhole 1 $\frac{1}{4}$ " down from top of lapel and the bottom buttonhole in the waist seam. The back skirt to be in 2 pieces and have self material slashes extending from the waist seam 10 $\frac{1}{2}$ " varying according to height. A pocket provided in the lining of each skirt at the back. The top of the pocket mouth to be

	<p>Collar Badges Rank Insignia</p> <p>Buttons</p> <p>Lanyard</p>	<p>approximately 3" down from the waist seam. The stand collar to be 2" maximum depth. Shoulder straps to be detachable, with buckram interlining, 2 ¼" wide at the base and 1 ¾" wide measured across the centre of the buttonhole. The end to extend to a point ½" from the bottom edge of the collar. A black waist hook to be fitted in the waist seam on the left hand side. Gilt buttons of authorised CAMUS pattern. 20 ligne shoulder strap buttons, 40 ligne for front and back skirt. Worn by officers and WOs1 Bandmasters only.</p> <p>As for No 1 Dress</p> <p>Officers: In gold embroidery on plain blue shoulder boards. (Note gold shoulder boards are not to be worn in this order of dress.)</p> <p>WO1 BMs: Full Dress Size Gold and Silver on scarlet backing worn on Lower Right Arm sleeve. Bandmasters employment badge in gold on blue worn below the badge of rank.</p> <p>40 and 25 ligne Corps buttons with 30 and 19 ligne buttons worn on sleeves and shoulder boards.</p> <p>Not worn</p>
18	Netherwear & Boots	As for No 1 Dress with Wellington Boots. Spurs only to be worn by Field Officers.
19	Medals	Only medal ribbons are worn in Frock Coat order. Full sized medals are not to be worn.
20	Waist Belt	Crimson waist sash – as for No 1 Dress
21	Sword and Slings	Sword and slings - as worn in No 1 Dress. Sword belt worn over the frockcoat and under the crimson sash.

Nos 2 and 4 Dress

Serial (a)	Main Features (b)	Description (c)
22	Headdress	As per Ser 8. In Undress, Officers and WOs1 are to wear standard pattern Service Dress cap in same material as No 2 Dress with brown leather chin strap, cloth peak and metal cap badge worn without a Sam Browne.

Serial (a)	Main Features (b)	Description (c)
23	<p>Jacket</p> <p>Collar Badge</p> <p>Tunic Buttons</p> <p>Qualification Badges</p> <p>Employment Badge</p>	<p>Issue Pattern jacket. ORs are to wear the shoulder flash of their assigned bands – see below.</p> <p>Gilt metal worn by both officers and ORs.</p> <p>Gilt Corps buttons Offrs: 4 x 40 ligne buttons on front of jacket and 4 x 30 ligne on breast pockets. 2 x 19 ligne buttons on shoulder straps. Cuff buttons are not worn.</p> <p>As entitled worn in worsted on khaki backing. Class 1 and Class 2 Cpls and below are to wear Army musician qualification badge on upper right arm.</p> <p>Bandmasters who are in role are to wear the Bandmaster's employment badge in khaki on the lower right arm below the rank insignia. This badge is to be removed when the individual is no longer employed directly as a bandmaster.</p>
24	Rank Badges	<p>Offrs: Bath star plain gilt metal, plain gilt crown.</p> <p>ORs: Khaki worsted with green backing.</p> <p>Note that the Corps RSM is entitled to wear the generic Corps RSM badge.</p>
25	Trousers	As issued. No turn-ups.
26	<p>Accoutrements</p> <p>Belt</p>	<p>Tie: As issued</p> <p>Shirt: As issued</p> <p>Ceremonial Belt:</p> <p>Officers and WOs1: Brown leather standard Sam Browne belt. Sword frog only to be worn when carrying a sword.</p> <p>ORs: White plastic Corlene. Brass plate with forage cap badge.</p> <p>Non-Ceremonial Belt: Officers and WOs1: Sam Browne belt. ORs plain khaki cloth belt (Note medals are not</p>

Serial (a)	Main Features (b)	Description (c)
	Medals Lanyard	worn). Officers Undress: Service Dress cap, no belt or medals. Red shoulder sash to be worn by SNCOs. As for No. 1 Dress (only worn in Ceremonial) Worn on the left shoulder by officers and ORs.
27	Sword	Officers and WOs1: Infantry pattern, with brown leather scabbard and sword knot. WO1, BM and DM: Infantry pattern with steel scabbard with buff sword slings and knot.
28	Footwear	Offrs: Brown Oxford style shoe. ORs: Black shoes as issued
29	Gloves	Officers: Brown leather ORs: green woollen gloves as issued.

COMBAT UNIFORM

Serial (a)	Main Features (b)	Description (c)
30	Headdress Cap Badge (Beret) Badge Backing	Blue beret as issued ORs: as for Serial 1 Offrs/WO1s: Embroidered badge, 4.5cm x 3.5cm None

No 10 Dress

Serial (a)	Main Features (b)	Description (c)
34	Jacket and Rank Insignia	<p>Officers: Dark blue Shell Jacket edged all round, including collar and cuffs with gold Ancient Staff Lace $\frac{3}{4}$ inches wide. The scarlet cuffs 6 inches high at point, cut with concave curve each side of point and $2\frac{1}{2}$ at back. Scarlet collar $1\frac{3}{4}$ inches high, cut square and fastened at base with a loop of gold braid. Embroidered gold wire lace collar badges of the approved CAMUS cap badge 2 inches from each end of the collar. Twisted gold shoulder cords, badges of rank in silver embroidery.</p> <p>WO1s: WO1s are to wear Officer pattern jackets, including the shoulder cords, with wire embroidered rank and appointment badge, where applicable, on forearm. Note that the Corps RSM is entitled to wear the Corps RSM badge.</p> <p>SNCOs: Dark blue Shell Jacket edged all round, including collar and cuffs with $\frac{1}{2}$ inch gold Bias and Stand lace. The cuffs 6 inches high at point, cut with concave curve each side of point and $2\frac{1}{2}$ at back. Scarlet collar 2 inches high, cut square and fastened at base with a loop of gold braid. Embroidered gold wire lace collar badges of the approved CAMUS cap badge 2 inches from each end of the collar. Plain gold cord loop on shoulder. Gold Embroidered rank chevrons, on red background, on sleeve, (no employment or appointment badges).</p> <p>WO2's on forearm (no employment or appointment badges).</p>
	Waistcoat	<p>Officers and WOs1: Scarlet with upright collar and with concealed fastening, edged with gold Russia braid along top of collar, down both front edges and along bottom edge to side seam. Similar braid to base of collar and as edging all round the two pocket-openings (forming a trefoil ornament at each end of the pocket openings).</p> <p>SNCOs: As for officers except gold lace is Bias and Stand lace.</p>
	Medals	Court mounted miniature medals
35	Qualification Badges	As entitled worn on scarlet backing. Class 1 and Class 2 Cpls and below are to wear Army musician qualification badge in gold on blue background on upper right arm.
	Employment Badge	Bandmasters who are in role are to wear the

Serial (a)	Main Features (b)	Description (c)
		Bandmaster's employment badge in gold on blue background on the lower right arm below the rank insignia. This is 2/3 rd the size of the badge worn on No 1 Dress. This badge is to be removed when the individual is no longer employed directly as a bandmaster.
36	Trousers	Offrs: Blue overalls with 1 7/8 th in scarlet stripe down outside seams. SNCOs/Cpls – Blue patrol trousers with 1 7/8 th in scarlet stripe. Females: Plain ankle length dark blue barathea dress.
37	Footwear	Offrs: Mess Wellingtons (boxed for spurs, spurs worn by Field Officers). ORs: George boots. Females; Black court shoes.

No 13 AND 14 Dress

Serial (a)	Main Features (b)	Description (c)
38	Headdress:	Officer's SD Cap: Khaki barathea. Dark brown leather chinstrap. Small gilt (22 line) buttons. Corps cap badge. Beret: Blue issued beret worn with Corps metal cap badge unless assigned to a band in which case the Regtl or Corps beret maybe be worn with patch as required – see below. .
39	Shirt and Jersey	Shirt as issued worn with sleeves rolled up with no jersey. Jersey: Issued Jersey Heavy Wool (JHW)
40	Trousers	Issued Barrack Dress trousers or skirt/slacks for females.
41	Rank Badges	Offrs: Bath star, plain bright gilt, plain crown worn on epaulettes of shirt or on plain olive green rank slide on JHW. WO1, BSM and DM: In shirts, rank insignia worn in metal on leather wrist strap otherwise sewn onto sleeve

Serial (a)	Main Features (b)	Description (c)
	<p>Qualification Badges</p> <p>Employment Badges</p> <p>Lanyard</p>	<p>of JHW. Note that the Corps RSM is entitled to wear the Corps RSM badge.</p> <p>ORs: Khaki worsted with green backing sewn onto shirt or JHW.</p> <p>Only those authorised to be worn in perpetuity as listed in Part 9 of Army Dress Regulations may be worn.</p> <p>Worn in shirt sleeve order only</p> <p>Worn on left shoulder in No 14 Dress only.</p>
42	Stable belt	Worn in No 13 Dress outside the jersey and in No 14 Dress - as per Ser 7.
43	Accoutrements	None
44	Pullover	Jersey Heavy Wool in No 13 Dress
45	Footwear	<p>Offrs: Brown Oxford pattern shoes.</p> <p>ORs: Black shoes.</p>

Notes:

- WO1s in any appointment are authorised to wear officers' dress and accoutrements though only Bandmasters of WO1 rank are authorised to wear the Frock Coat.

DRESS REGULATIONS FOR CORPS OF ARMY MUSIC PERSONNEL ASSIGNED TO REGULAR ARMY BANDS AFFILIATED TO OTHER CORPS AND REGIMENTS

wef 1 Apr 14

The Band of the Household Cavalry

The Royal Armoured Corps Band

The Royal Artillery Band

The Band of the Corps of Royal Engineers

The Band of the Royal Corps of Signals

Regimental Bands of The Foot Guards

Band of the Royal Regiment of Scotland

The Band of the Queen's Division

The Band of the King's Division

The Band of the Prince of Wales's Division

The Band and Bugles of the Rifles

The Band of the Parachute Regiment

The Band of the Army Air Corps

The Band of the Royal Logistic Corps

The Band of the Corps of Royal Electrical and Mechanical Engineers

The Band of the Adjutant General's Corps

The Countess of Wessex's String Orchestra

MUSICIANS NOT IN CORPS OF ARMY MUSIC

The Band of the Brigade of Gurkhas

The Band of the Household Cavalry			
Serial	Order of Dress	Dress Regulations to be observed	Authorised changes
1	State	LG / RHG/D	
2	Mounted Review Order	LG / RHG/D	
3	Dismounted Review Order	LG / RHG/D	
4	Frockcoat (Officers only)	LG / RHG/D	
5	Escort Rehearsal Order ⁴	CAMUS (as per serial 5)	Headdress: LG / RHG/D Helmet and Plume.
6	No. 2	CAMUS	Shoulder titles: ORs only: Cloth. Embroidered. Blue on scarlet. Motif "HOUSEHOLD CAVALRY" with "BAND" centrally positioned below. When in mounted order the following changes are authorised: Officer/WO1: Brown boots, breeches ⁵ . ORs: Issued black riding boots and khaki breeches.
7	No. 13 & 14 (Barrack Dress)	CAMUS	Headdress: Officer/WO1: Khaki Service Dress Cap CAMUS pattern with CAMUS side buttons and tan leather chin strap with CAMUS (metal) cap badge. ORs: Blue beret with blue/red/blue patch with CAMUS (metal) cap badge.
			Badges of Ranks: Officers: Standard CAMUS rank slides. ORs ⁶ : Household Cavalry rank insignia on brassards
8	PCS – CU	CAMUS	Headdress: Blue beret with blue/red/blue patch. Worn with CAMUS embroidered/metal cap badge.
			Badges of Ranks:

⁴ For Winter Order worn with Khaki Great Coat with CAMUS buttons.

⁵ For officers, boots and breeches of LG or RHG/D pattern as assigned to be purchased from Mounted Public Duties Grant.

⁶ CAMUS ORs when serving with the Household Division are authorised to wear their affiliated regimental rank insignia i.e. a LCpl wears two chevrons.

			Standard CAMUS rank ⁷ slides.
9	Stable Order	CAMUS	<p>Headdress:</p> <p>Officer/WO1: Khaki Service Dress Cap CAMUS pattern with CAMUS side buttons and Tan Leather chin strap with CAMUS (metal) cap badge.</p> <p>or</p> <p>Riding helmet with black silk.</p> <p>ORs: Blue beret with blue/red/blue patch with CAMUS (metal) cap badge.</p> <p>or</p> <p>ORs Khaki Service Dress Cap with CAMUS (metal) cap badge.</p> <p>or</p> <p>Riding helmet with black silk (WO2s), or red (LG) / blue (RHG/D) silk (ORs).</p> <p>Other Items:</p> <p>Officer/WO1: Brown boots, breeches⁸, shirt or JHW. Stable belt worn in Shirt Sleeve Order and on outside of jersey.</p> <p>ORs: Issued black riding boots and khaki breeches, shirt or JHW. Stable belt worn in Shirt Sleeve Order and on outside of jersey.</p>

⁷ CAMUS ORs when serving with the Household Division are authorised to wear their affiliated regimental rank insignia on CAMUS rank slides i.e. a Cpl wears a LCoH chevrons but in CAMUS style.

⁸ For officers, boots and breeches to be purchased from Mounted Public Duties Grant.

The Royal Armoured Corps Band ⁹			
Serial	Order of Dress	Dress Regulations to be observed	Authorised changes
1	Full & Concert Dress	RAC ¹⁰	
2	Frockcoat	RAC	
3	No. 1	RAC	
4	No. 2	CAMUS	Shoulder titles: ORs only: Cloth. Embroidered. Scarlet on yellow. Motif "ROYAL ARMOURED CORPS" with "BAND" centrally positioned below.
5	No. 13 & 14 (Barrack Dress)	CAMUS	Headdress: Officer/WO1: Khaki Service Dress Cap CAMUS pattern with CAMUS side buttons and tan leather chin strap with CAMUS (metal) cap badge. ORs: Blue beret with CAMUS (metal) cap badge
			Badges of Ranks: Officers: Standard CAMUS rank slides. ORs: Standard CAMUS rank insignia.
6	PCS – CU	CAMUS	Headdress: Blue beret. Worn with CAMUS embroidered/metal cap badge.
			Badges of Ranks: Standard CAMUS rank slides.

⁹ Final name still to be agreed.

¹⁰ Not yet approved by ADC.

The Royal Artillery Band			
Serial	Order of Dress	Dress Regulations to be observed	Authorised changes
1	Full & Concert Dress	RA	
2	Frockcoat	RA	
3	No. 1	RA	
4	No. 2	CAMUS	Shoulder titles: ORs only: Cloth. Embroidered. Scarlet on dark blue. Motif "ROYAL ARTILLERY" with "BAND" centrally positioned below.
5	No. 13 & 14 (Barrack Dress)	CAMUS	Headdress: Officer/WO1: Khaki Service Dress Cap CAMUS pattern with CAMUS side buttons and tan leather chin strap with CAMUS cap badge. ORs: Blue beret with CAMUS cap badge.
			Badges of Ranks: Officers: Standard CAMUS rank slides. ORs: Standard CAMUS rank insignia.
6	PCS – CU	CAMUS	Headdress: Blue beret. Worn with CAMUS embroidered/metal cap badge.
			Badges of Ranks: Standard CAMUS rank slides.

The Band of the Corps of Royal Engineers			
Serial	Order of Dress	Dress Regulations to be observed	Authorised changes
1	Full & Concert Dress	RE	
2	Frockcoat	RE	
3	No. 1	RE	
4	No. 2	CAMUS	Shoulder titles: ORs only: Cloth. Embroidered. Navy blue on scarlet. Motif "ROYAL ENGINEERS" with "BAND" centrally positioned below.
5	No. 13 & 14 (Barrack Dress)	CAMUS	Officer/WO1: Khaki Service Dress Cap CAMUS pattern with CAMUS side buttons and tan leather chin strap with CAMUS cap badge. ORs: Blue beret with CAMUS cap badge.
			Badges of Ranks: Officers: Standard CAMUS rank slides. ORs: Standard CAMUS rank insignia.
6	PCS – CU	CAMUS	Headdress: Blue beret. Worn with CAMUS embroidered/metal cap badge.
			Badges of Ranks: Standard CAMUS rank slides.

The Band of the Royal Corps of Signals			
Serial	Order of Dress	Dress Regulations to be observed	Authorised changes
1	Full & Concert Dress	R Sigs	
2	Frockcoat	R Sigs	
3	No. 1	R Sigs	
4	No. 2	CAMUS	Shoulder titles: ORs only: Cloth. Embroidered. White on navy blue. Motif "ROYAL SIGNALS" with "BAND" centrally positioned below.
5	No. 13 & 14 (Barrack Dress)	CAMUS	Officer/WO1: Khaki Service Dress Cap CAMUS pattern with CAMUS side buttons and tan leather chin strap with CAMUS cap badge. ORs: Blue beret with CAMUS cap badge.
			Badges of Ranks: Officers: Standard CAMUS rank slides. ORs: Standard CAMUS rank insignia.
6	PCS – CU	CAMUS	Headdress: Blue beret. Worn with CAMUS embroidered/metal cap badge.
			Badges of Ranks: Standard CAMUS rank slides.

The Bands of The Grenadier, Coldstream, Scots, Irish and Welsh Guards.			
Serial	Order of Dress	Dress Regulations to be observed	Authorised changes
1	Full & Concert Dress	As per the Regiment they represent	
2	Frockcoat (Officers only)	As per the Regiment they represent	
3	No. 1	As per the Regiment they represent	
4	Summer/Winter ¹¹ Rehearsal Order	CAMUS (as per serial 5)	Nil
5	No. 2	CAMUS	Shoulder titles: ORs only: Cloth. Embroidered. Motif “GRENADIER GUARDS” (white on scarlet), “COLDSTREAM GUARDS” (white on scarlet), “SCOTS GUARDS” (yellow on navy blue), “IRISH GUARDS” (white on emerald green), “WELSH GUARDS” (white on black) each with the word “BAND” centrally positioned below in the same Regtl colours.
6	No. 13 & 14 (Barrack Dress)	CAMUS	Officer/WO1: Khaki Service Dress Cap CAMUS pattern with CAMUS side buttons and tan leather chin strap with CAMUS cap badge. ORs: Khaki beret with blue/red/blue patch with CAMUS cap badge <div style="text-align: center;">or</div> Regimental parade headdress (for mass bands parade rehearsals only when CoC need to distinguish musicians on parade).
			Badges of Ranks: Officers: Standard CAMUS rank slides. ORs ¹² : Ft Gds rank insignia on brassards.
7	PCS – CU	CAMUS	Headdress: Khaki beret with blue/red/blue patch. Worn with CAMUS embroidered/metal cap badge.
			Badges of Ranks: Standard CAMUS rank ¹³ slides.

¹² CAMUS ORs when serving with the Household Division are authorised to wear their affiliated regimental rank insignia i.e. LCpl wears two chevrons.

Band of the Royal Regiment of Scotland			
Serial	Order of Dress	Dress Regulations to be observed	Authorised changes
1	Full & Concert Dress	SCOTS	
2	No. 1	SCOTS	
3	No. 2	CAMUS	Shoulder titles: ORs only: Cloth. Embroidered. White on scarlet. Motif "ROYAL REGIMENT OF SCOTLAND" with "BAND" centrally positioned below.
4	No. 13 & 14 (Barrack Dress)	CAMUS	Headdress: Officer/WO1: Glengarry with CAMUS cap badge (no Cock Feather). ORs: Glengarry with CAMUS cap badge (no Cock Feather).
			Badges of Ranks: Officers: Standard CAMUS rank slides. ORs: Standard CAMUS rank insignia.
5	PCS – CU	CAMUS	Headdress: TOS worn with CAMUS embroidered/metal cap badge over SCOTS pattern Govt No 2 Tartan patch.
			Badges of Ranks: Standard CAMUS rank slides.

¹³ CAMUS ORs when serving with the Household Division are authorised to wear their affiliated regimental rank insignia on the CAMUS rank slide i.e. a Cpl wears LSgt chevrons but in CAMUS style.

The Band of the Queen's Division			
Serial	Order of Dress	Dress Regulations to be observed	Authorised changes
1	Full & Concert Dress	Queens Div	
2	Frockcoat	Queens Div	
3	No. 1	Queens Div	
4	No. 2	CAMUS	Shoulder titles: ORs only: Cloth. Embroidered. White on scarlet. Motif "QUEEN'S DIVISION" with "BAND" centrally positioned below.
5	No. 13 & 14 (Barrack Dress)	CAMUS	Headdress: Officer/WO1: Khaki Service Dress Cap CAMUS pattern with CAMUS side buttons and tan leather chin strap with CAMUS cap badge. ORs: Khaki beret with CAMUS cap badge.
			Badges of Ranks: Officers: Standard CAMUS rank slides. ORs: Standard CAMUS rank insignia.
6	PCS – CU	CAMUS	Headdress: Khaki beret. Worn with CAMUS embroidered/metal cap badge.
			Badges of Ranks: Standard CAMUS rank slides.

The Band of the King's Division			
Serial	Order of Dress	Dress Regulations to be observed	Authorised changes
1	Full & Concert Dress	Kings Div	
2	Frockcoat	Kings Div	
3	No. 1	Kings Div	
4	No. 2	CAMUS	Shoulder titles: ORs only: Cloth. Embroidered. White on scarlet. Motif "KING'S DIVISION" with "BAND" centrally positioned below.
5	No. 13 & 14 (Barrack Dress)	CAMUS	Headdress: Officer/WO1: Khaki Service Dress Cap CAMUS pattern with CAMUS side buttons and tan leather chin strap with CAMUS cap badge. ORs: Khaki beret with CAMUS cap badge.
			Badges of Ranks: Officers: Standard CAMUS rank slides. ORs: Standard CAMUS rank insignia.
6	PCS – CU	CAMUS	Headdress: Khaki beret. Worn with CAMUS embroidered/metal cap badge.
			Badges of Ranks: Standard CAMUS rank slides.

The Band of the Prince of Wales's Division

Serial	Order of Dress	Dress Regulations to be observed	Authorised changes
1	Full & Concert Dress	POFW Div	
2	Frockcoat	POFW Div	
3	No. 1	POFW Div	
4	No. 2	CAMUS	Shoulder titles: ORs only: Cloth. Embroidered. White on scarlet. Motif "PRINCE OF WALES'S DIVISION" with "BAND" centrally positioned below.
5	No. 13 & 14 (Barrack Dress)	CAMUS	Headdress: Officer/WO1: Khaki Service Dress Cap CAMUS pattern with CAMUS side buttons and tan leather chin strap with CAMUS cap badge. ORs: Khaki beret with CAMUS cap badge.
			Badges of Ranks: Officers: Standard CAMUS rank slides. ORs: Standard CAMUS rank insignia.
6	PCS – CU	CAMUS	Headdress: Khaki beret. Worn with CAMUS embroidered/metal cap badge.
			Badges of Ranks: Standard CAMUS rank slides.

**The Band and Bugles of the Rifles
(Regulations for CAMUS personnel only)**

Serial	Order of Dress	Dress Regulations to be observed	Authorised changes
1	Full & Concert Dress	RIFLES	
2	Frockcoat	RIFLES	
3	No. 1	RIFLES	
4	No. 2	CAMUS	Shoulder titles: ORs only: Cloth. Embroidered. Black on emerald green. Motif "THE RIFLES" with "BAND" centrally positioned below.
5	No. 13 & 14 (Barrack Dress)	CAMUS	Headdress: Officer/WO1: Khaki Service Dress Cap CAMUS pattern with CAMUS side buttons and tan leather chin strap or RIFLES sidecap with CAMUS embroidered capbadge (less backbadge). ORs: Rifle Green beret with CAMUS cap badge.
			Badges of Ranks: Officers: Standard CAMUS rank slides. ORs: Standard CAMUS rank insignia.
6	PCS – CU	CAMUS	Headdress: Rifle green beret. Worn with CAMUS embroidered/metal cap badge.
			Badges of Ranks: Standard CAMUS rank slides.

The Band of The Parachute Regiment			
Serial	Order of Dress	Dress Regulations to be observed	Authorised changes
1	Full & Concert Dress	PARA	
2	Frockcoat	PARA	
3	No. 1	PARA	
4	No. 2	CAMUS	Shoulder titles: ORs only: Cloth. Embroidered. Sky blue on maroon. Motif "PARACHUTE REGIMENT" with "BAND" centrally positioned below.
5	No. 13 & 14 (Barrack Dress)	CAMUS	Headdress: Maroon beret. Worn with CAMUS embroidered/metal cap badge.
			Badges of Ranks: Officers: Standard CAMUS rank slides. ORs: Standard CAMUS rank insignia.
6	PCS – CU	CAMUS	Headdress: Maroon beret. Worn with CAMUS embroidered/metal cap badge.
			Badges of Ranks: Standard CAMUS rank slides.

The Band of the Army Air Corps			
Serial	Order of Dress	Dress Regulations to be observed	Authorised changes
1	Full & Concert Dress	AAC	Specialist Contemporary ¹⁴ Bands are authorised to wear Concert Dress to match the occasion i.e. Concert Dress ¹⁵ for a Mess function or MTP trousers with a UBAC or AAC emblazoned T/Polo Shirt for more informal events.
2	Frockcoat	AAC	
3	No. 1	AAC	
4	No. 2	CAMUS	Shoulder titles: ORs only: Cloth. Embroidered. Navy blue on sky blue. Motif "ARMY AIR CORPS" with "BAND" centrally positioned below.
5	No. 13 & 14 (Barrack Dress)	CAMUS	Headdress: Sky blue beret. Worn with CAMUS embroidered/metal cap badge.
			Badges of Ranks: Officers: Standard CAMUS rank slides. ORs: Standard CAMUS rank insignia.
6	PCS – CU	CAMUS	Headdress: Sky blue beret. Worn with CAMUS embroidered/metal cap badge.
			Badges of Ranks: Standard CAMUS rank slides.

¹⁴ Pop Contemporary.

¹⁵ AAC No.10 Dress.

The Band of the Royal Logistic Corps			
Serial	Order of Dress	Dress Regulations to be observed	Authorised changes
1	Full & Concert Dress	RLC	
2	Frockcoat	RLC	
3	No. 1	RLC	
4	No. 2	CAMUS	Shoulder titles: ORs only: Cloth. Embroidered. Yellow on navy blue. Motif "ROYAL LOGISTIC CORPS" with "BAND" centrally positioned below.
5	No. 13 & 14 (Barrack Dress)	CAMUS	Headdress: Officer/WO1: Khaki Service Dress Cap CAMUS pattern with CAMUS side buttons and tan leather chin strap with CAMUS cap badge. ORs: blue beret with CAMUS cap badge.
			Badges of Ranks: Officers: Standard CAMUS rank slides. ORs: Standard CAMUS rank insignia.
6	PCS – CU	CAMUS	Headdress: Blue beret. Worn with CAMUS embroidered/metal cap badge.
			Badges of Ranks: Standard CAMUS rank slides.

The Band of the Corps of Royal Electrical and Mechanical Engineers			
Serial	Order of Dress	Dress Regulations to be observed	Authorised changes
1	Full & Concert Dress	REME	Specialist Contemporary ¹⁶ Bands are authorised to wear Concert Dress to match the occasion i.e. Concert Dress ¹⁷ for a Mess function or MTP trousers with a UBAC or Corps emblazoned T/Polo Shirt for more informal events.
2	Frockcoat	REME	
3	No. 1	REME	
4	No. 2	CAMUS	Shoulder titles: ORs only: Cloth. Embroidered. Yellow on navy blue. Motif "ROYAL ELECTRICAL AND MECHANICAL ENGINEERS" with "BAND" centrally positioned below.
5	No. 13 & 14 (Barrack Dress)	CAMUS	Headdress: Officer/WO1: Khaki Service Dress Cap CAMUS pattern with CAMUS side buttons and tan leather chin strap with CAMUS cap badge. ORs: blue beret with CAMUS cap badge.
			Badges of Ranks: Officers: Standard CAMUS rank slides. ORs: Standard CAMUS rank insignia.
6	PCS – CU	CAMUS	Headdress: Blue beret. Worn with CAMUS embroidered/metal cap badge.
			Badges of Ranks: Standard CAMUS rank slides.

¹⁶ Pop Contemporary.

¹⁷ REME No.10 Dress.

The Band of the Adjutant General's Corps			
Serial	Order of Dress	Dress Regulations to be observed	Authorised changes
1	Full & Concert Dress	AGC	Specialist Contemporary ¹⁸ Bands are authorised to wear Concert Dress to match the occasion i.e. Concert Dress ¹⁹ for a Mess function or MTP trousers with a UBAC or Corps emblazoned T/Polo Shirt for more informal events.
2	Frockcoat	AGC	
3	No. 1	AGC	
4	No. 2	CAMUS	Shoulder titles: ORs only: Cloth. Embroidered. Yellow on navy blue. Motif "ADJUTANT GENERAL'S CORPS" with "BAND" centrally positioned below.
5	No. 13 & 14 (Barrack Dress)	CAMUS	Headdress: Officer/WO1: Khaki Service Dress Cap CAMUS pattern with CAMUS side buttons and tan leather chin strap with CAMUS cap badge. ORs: Green AGC (SPS) beret with CAMUS cap badge.
			Badges of Ranks: Officers: Standard CAMUS rank slides. ORs: Standard CAMUS rank insignia.
6	PCS – CU	CAMUS	Headdress: Green AGC (SPS) beret. Worn with CAMUS embroidered/metal cap badge.
			Badges of Ranks: Standard CAMUS rank slides.

¹⁸ Pop Contemporary.

¹⁹ AGC No.10 Dress.

The Countess of Wessex's String Orchestra			
Serial	Order of Dress	Dress Regulations to be observed	Authorised changes
1	Full & Concert Dress	CAMUS	
2	Frockcoat	CAMUS	
3	No. 1	CAMUS	
4	No. 2	CAMUS	Shoulder titles: ORs only: Cloth. Embroidered. Gold on navy blue. Motif "COUNTESS OF WESSEX'S" with "STRING ORCHESTRA" centrally positioned below.
5	No. 13 & 14 (Barrack Dress)	CAMUS	
6	PCS – CU	CAMUS	

The Band of the Brigade of Gurkhas			
Serial	Order of Dress	Dress Regulations to be observed	Authorised changes
1	Full & Concert Dress	Gurkha Band	
2	Frockcoat	Gurkha Band	
2	No. 1	Gurkha Band	
3	No. 2	Gurkha Band	
4	No. 13 & 14 (Barrack Dress)	Gurkha Band	
5	PCS – CU	Gurkha Band	