		<b>COSHH ASSESSMENT</b>		<b>Ref No C3.3</b>
<b>Product Name</b>		<b>Manufacturer Details</b>		<b>Hazard Classification</b>
<b>Barclay Gallup Biograde Amenity - Herbicide</b>		Barclay Chemicals Manufacturing Ltd Damastown way Damstown Industrial Park Mulhuddart Dublin 15 Ireland Tel No: 00353 18112900 Emergency No: 00353 18112900		<b>Not Classified</b>
<b>WORKPLACE EXPOSURE LIMIT</b>				
None Assigned				
<b>RISKS TO HEALTH &amp; ENVIRONMENT</b>			<b>FIRST AID &amp; ENVIRONMENTAL MEASURES</b>	
<b>Eyes</b>	Unlikely to be irritating to eyes, but there is a possibility that splashes to eyes could cause irritation & redness		Rinse immediately with plenty of water for at least 15 minutes. Seek medical attention if any irritation occurs	
<b>Skin</b>	Unlikely to be irritating to skin, but there is a possibility that overexposure could cause irritation & redness		Remove contaminated clothing immediately. Wash underlying skin with soap and plenty of water. If skin irritation occurs, consult a doctor.	
<b>Inhalation</b>	None specified, but with all substances overexposure could cause dizziness and irritation to the respiratory system.		Move to fresh air. Seek medical attention if circumstances warrant.	
<b>Ingestion</b>	Will cause irritation and possible damage to the digestive system		Rinse mouth. Seek medical attention immediately and show the product label or safety data sheet	
<b>Environment</b>	No hazardous to the environment		Advise local authority if spillage enters drains or Environmental Protection Agency if spillage enters surface or ground waters	
<b>FIRE FIGHTING MEASURES</b>				
<b>Suitable Extinguishing Media:</b> Dry Powder, Foam, Carbon Dioxide, or Water Spray				
<b>Unsuitable Extinguishing Media:</b> Do not use water jet				
<b>Special Exposure Hazards:</b> Keep containers cool by spraying with water, contain fire fighting water, bunding if necessary with sand and water. Product is not normally combustible. Toxic fumes may be evolved on heating.				
<b>Protective Equipment:</b> In case of fire wear full protective clothing, goggles and respirator				
<b>ACCIDENTAL SPILLAGE MEASURES</b>				
<b>Personal Precautions:</b> Wear chemical resistant rubber gloves, coated overall, PVC or rubber Wellingtons and goggles.				
<b>Environmental Precautions:</b> Contain spillage as the situation allows. Particular care should be taken to prevent contamination of water (ditches, drains ponds and lakes).				
<b>Clean Up Methods:</b> Absorb with sand or earth. Collect contaminated material and place in covered, labeled containers (not galvanized or unlined steel) for disposal. Advise local authority if spillage enters drains or Environmental Protection Agency if spillage enters surface or ground waters.				

## DEFINITIONS











<b>Unconfined areas</b>	Any unrestricted area that has a means of free air circulation.
<b>Confined areas</b>	This is any enclosed space, where there is a foreseeable specified risk associated with that enclosed space and includes chambers, tanks, vats, silos, pits, trenches, pipes, sewers, flues, wells and other similar spaces.

### MINIMUM REQUIREMENTS WHEN HANDLING & USING THE SUBSTANCE

 TRAINING	All users of the substance shall receive training in its use		No smoking during handling and use of substance
	No drinking during handling and use of substance		Wash all exposed skin after handling and using the substance
	No eating during handling and use of substance		Change workwear following the use of the substance












<b>DESCRIPTION OF USE</b>	Diluting product for use in spray equipment	<b>DURATION</b>	15 minutes	<b>QUANTITY</b>	See Technical Information Sheet in this assessment
---------------------------	---	-----------------	------------	-----------------	--














#### Required Control Measures

<b>Unconfined Areas</b>					
<b>BS EN Type</b>	BS EN 466 Type	Nitrile type to BS EN 374	Goggles to BS EN 166 345B	No BS or EN Number	No BS or EN Number
<b>Confined Areas</b>					
<b>BS EN Type</b>	BS EN 466 Type	Nitrile type to BS EN 374	Goggles to BS EN 166 345B	No BS or EN Number	No BS or EN Number


<b>DESCRIPTION OF USE</b>	Spraying diluted product	<b>DURATION</b>	1-2 hours	<b>QUANTITY</b>	See Technical Information Sheet in this assessment
---------------------------	--------------------------	-----------------	-----------	-----------------	--

#### Required Control Measures


<b>Unconfined Areas</b>						
<b>BS EN Type</b>	BS EN 466 Type	Nitrile type to BS EN 374	Wellington Boots to EN 345	Goggles to BS EN 166 345B	EN 149:2001 FFP3	
<b>Confined Areas</b>						
<b>BS EN Type</b>	BS EN 466 Type	Nitrile type to BS EN 374	Wellington Boots to EN 345	Goggles to BS EN 166 345B	EN 149:2001 FFP3	No BS or EN Number

DESCRIPTION OF USE	Spillage Clearance	DURATION	Dependent on spillage size	QUANTITY	Dependent on spillage size		
<b>Required Control Measures</b>							
<b>Unconfined Areas</b>							
<b>BS EN Type</b>	BS EB 466 Type	Gloves Nitrile type to BS EN 374	Wellington Boots to EN 345	Goggles to BS EN 166 345B	EN 149:2001 FFP3	No BS EN Number	
<b>Confined Areas</b>							
<b>BS EN Type</b>	BS EN 466 Type	Gloves Nitrile type to BS EN 374	Wellington Boots to EN 345	Goggles to BS EN 166 345B	EN 149:2001 FFP3	No BS or EN Number	

### COSHH Assessment – Issue and assessment details

Assessor Signature	Assessor Name	Job Title	Date
	Simon Foley	QHSE Manager	15/01/14

### COSHH Assessment - Local Review Details

Locally reviewed by Signature	Locally reviewed by Name	Job Title	Date
	Simon Foley	QHES Manager (Annual Review)	09/02/15