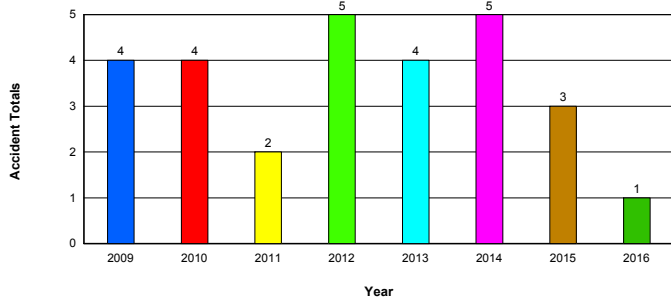
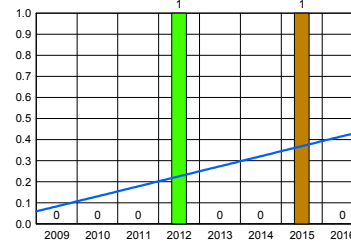


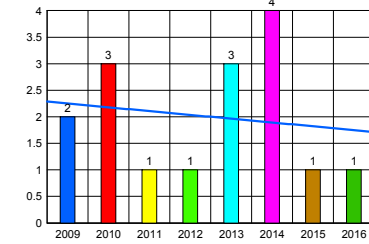
Accident Totals/Year



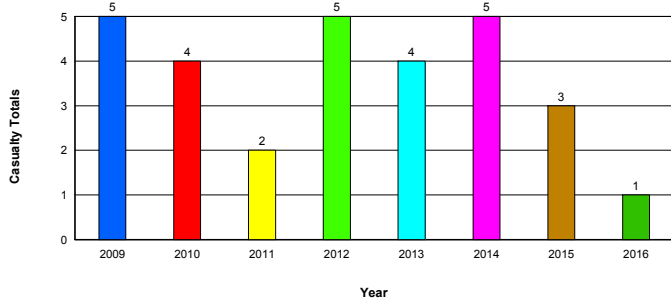
Pedestrians



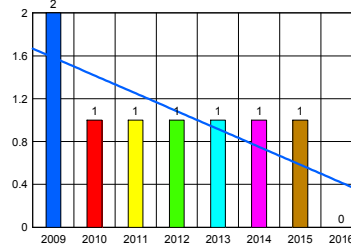
Pedal Cyclists



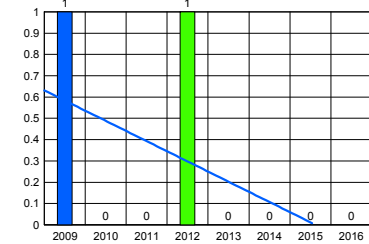
Casualty Totals/Year



Motor Cyclists



Car Occupants



Casualty Data

Acc	2009	2010	2011	2012	2013	2014	2015	2016	Total
Fatal	0	0	0	0	0	0	0	0	0
Serious	0	0	0	1	0	1	0	0	2
Slight	4	4	2	4	4	4	3	1	26
Damage	0	0	0	0	0	0	0	0	0
Total	4	4	2	5	4	5	3	1	28

Cas	2009	2010	2011	2012	2013	2014	2015	2016	Total
Fatal	0	0	0	0	0	0	0	0	0
Serious	0	0	0	1	0	1	0	0	2
Slight	5	4	2	4	4	4	3	1	27
Total	5	4	2	5	4	5	3	1	29

		PEDESTRIANS	PEDAL CYCLIST	PTW USER	HACKNEY PRI/HIRE	CAR DRIVER	CAR PASS	GOODS OCCUPANT	PSV	OTHER VEH OCCUPANT	TOTAL
0 to 4	Fatal	0	0	0	0	0	0	0	0	0	0
	Serious	0	0	0	0	0	0	0	0	0	0
	Slight	0	0	0	0	0	0	0	0	0	0
	TOTAL	0	0	0	0	0	0	0	0	0	0
5 to 15	Fatal	0	0	0	0	0	0	0	0	0	0
	Serious	0	0	0	0	0	0	0	0	0	0
	Slight	0	0	0	0	0	0	0	0	0	0
	TOTAL	0	0	0	0	0	0	0	0	0	0
16 to 19	Fatal	0	0	0	0	0	0	0	0	0	0
	Serious	0	0	0	0	0	0	0	0	0	0
	Slight	0	0	0	0	0	0	0	0	0	0
	TOTAL	0	0	0	0	0	0	0	0	0	0
20 to 29	Fatal	0	0	0	0	0	0	0	0	0	0
	Serious	0	1	0	0	0	0	0	0	0	1
	Slight	0	2	4	0	0	0	0	0	0	6
	TOTAL	0	3	4	0	0	0	0	0	0	7
30 to 59	Fatal	0	0	0	0	0	0	0	0	0	0
	Serious	0	0	0	0	0	0	0	0	0	0
	Slight	0	12	3	0	2	0	0	0	0	17
	TOTAL	0	12	3	0	2	0	0	0	0	17
60+	Fatal	0	0	0	0	0	0	0	0	0	0
	Serious	1	0	0	0	0	0	0	0	0	1
	Slight	1	0	1	0	0	0	0	1	0	3
	TOTAL	2	0	1	0	0	0	0	1	0	4
All Ages	Fatal	0	0	0	0	0	0	0	0	0	0
	Serious	1	1	0	0	0	0	0	0	0	2
	Slight	1	14	8	0	2	0	0	1	0	26
	TOTAL	2	15	8	0	2	0	0	1	0	28
Number of Casualties with unknown age: 1											